

(No Model.)

E. S. HELWITZ.
VENTILATED GARMENT.

No. 385,306.

Patented June 26, 1888.

Fig: 1.

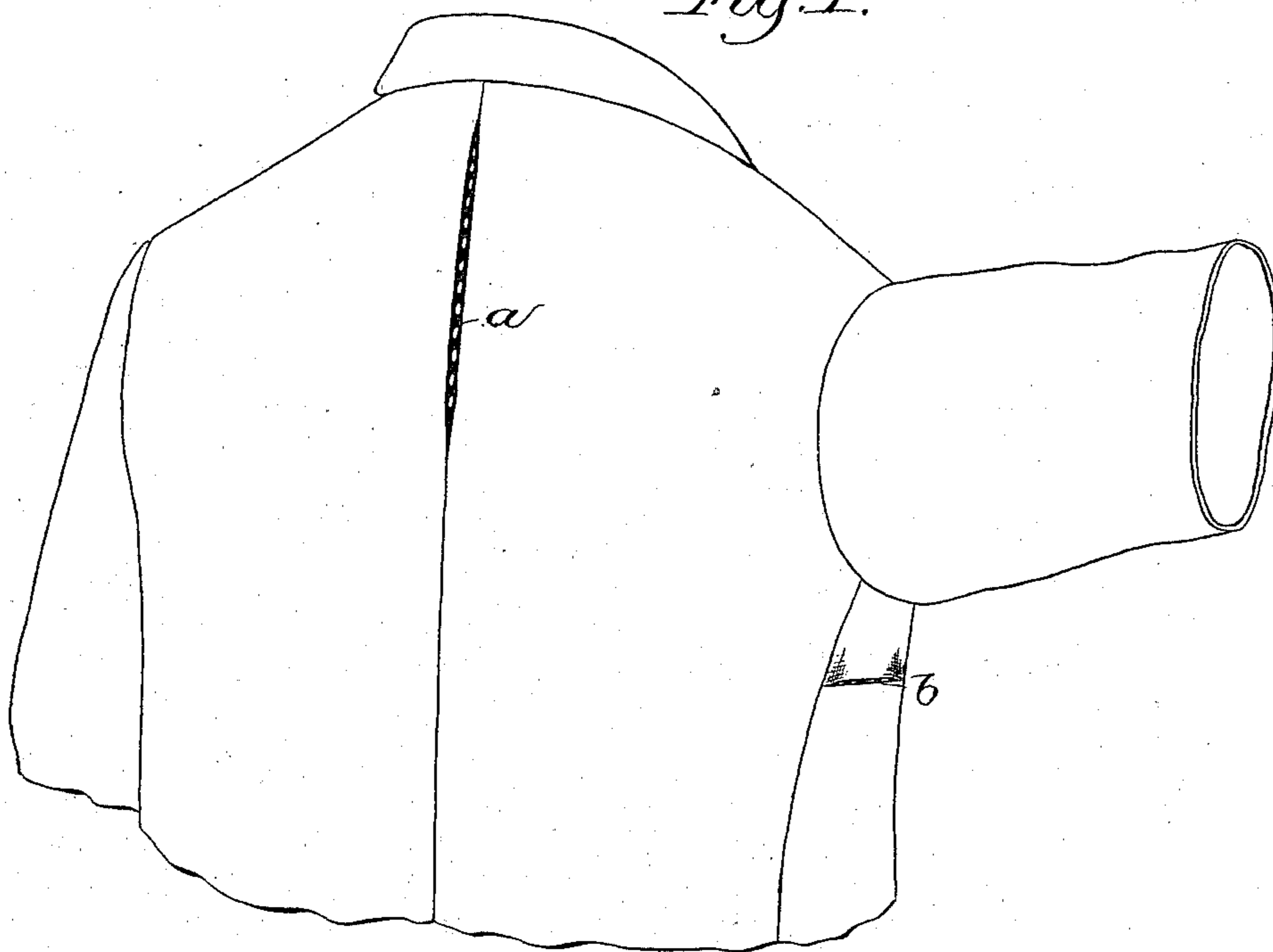


Fig: 2.

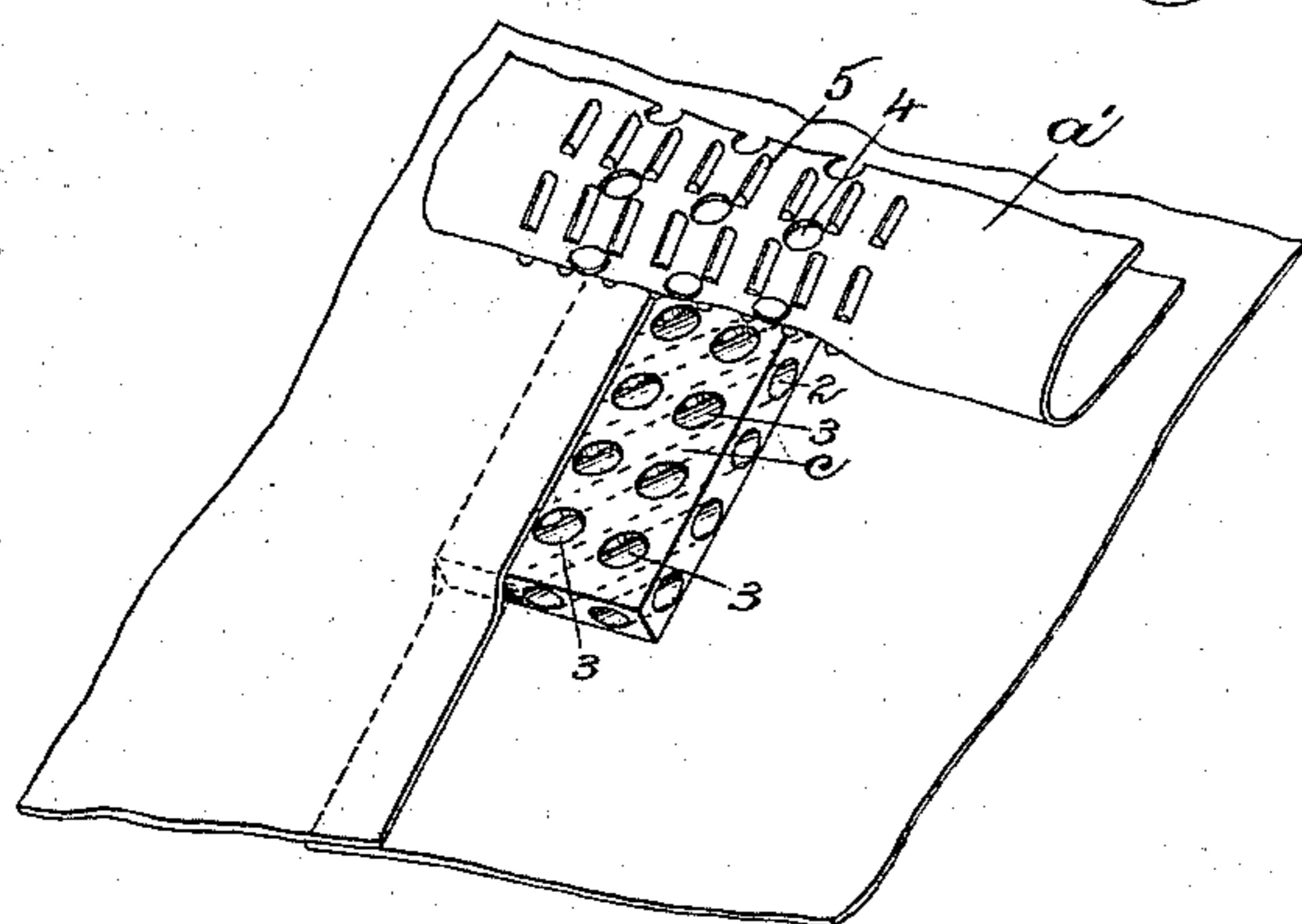
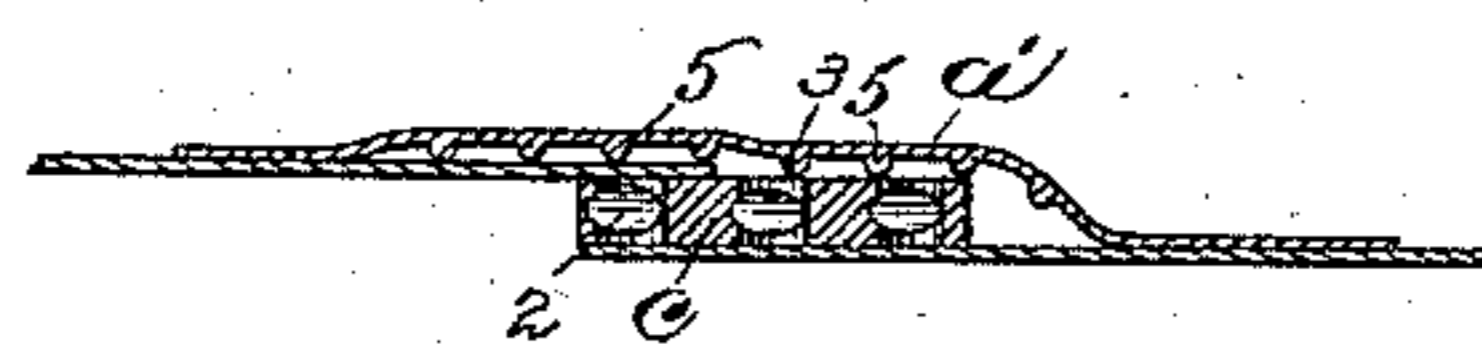


Fig: 3.



Witnesses.

Fredrick L. Emery.
Fred. S. Greenleaf

Inventor.

Ellis S. Helwitz.
by Crosby & Morgan
attys.

UNITED STATES PATENT OFFICE.

ELLIS S. HELWITZ, OF WATERTOWN, ASSIGNOR OF ONE-HALF TO DANIEL W. CROSBY, OF BOSTON, MASSACHUSETTS.

VENTILATED GARMENT.

SPECIFICATION forming part of Letters Patent No. 385,306, dated June 26, 1888.

Application filed January 21, 1888. Serial No. 261,514. (No model.)

To all whom it may concern:

Be it known that I, ELLIS S. HELWITZ, of Watertown, county of Middlesex, State of Massachusetts, have invented an Improvement in Ventilated Garments, of which the following description, in connection with the accompanying drawings, is a specification, like letters on the drawings representing like parts.

This invention has for its object to provide a rubber or water-proof coat or garment with effective means for ventilation, more especially at a point beneath the arms, and also at a point between the shoulders.

In accordance with this invention, the garment at the point to be ventilated is provided with a slit, in which is placed a piece of rubber or other suitable material having through it a series of horizontal passages or holes, and also several series of transverse perforations communicating with the said horizontal passages, said perforated piece or portion being fastened to the interior of the garment and presenting one edge at the slit. A perforated lining, of rubber or other suitable material, is fastened to the interior of the garment, covering the said perforated piece or portion, said lining having upon its concealed face several ribs or projections, which bear upon the perforated piece or portion beneath it to keep the lining from closing the air-passages.

Figure 1 shows in rear side view the top part of a coat to illustrate the location and external appearance of the ventilating means; Fig. 2, a perspective view of the perforated piece or portion, showing its connection with the garment and lining, said lining being turned back to expose the piece beneath it; and Fig. 3, a cross section of the ventilating means.

The garment or coat is slitted at the points desired to be ventilated—as between the shoulders at *a* and beneath the arms at *b*. The ventilating means at each point are the same, so one only will be described, as at *a*, where it will be seen that the back seam is left open for a short distance for the slit. A piece or portion of rubber or other material, *c*, of rectangular shape and about an eighth of an inch in thickness, is fastened to the interior of the garment, one edge being presented at the slit *a*.

The piece *c* is provided with horizontal air passages or holes, 2, which preferably extend diagonally, (see Fig. 2,) and form continuous passages through the piece. The piece *c* is also provided with perforations 3, which communicate with the air-passages 2. The piece *c* is concealed by a lining, *a'*, of rubber or other material, having perforations 4, and also having upon its under or concealed face many ribs or projections 5, preferably arranged in series. The ribs or projections 5 bear upon the perforated piece *c* to keep the lining from closing the perforations or passages therein.

The lining *a'* may be fastened in any usual manner to the interior of the garment.

By this construction the warm or heated air can always pass out through the lining *a* and piece *c*, as many continuous air-passages are formed and are continually open, and the device may be readily applied to any coat.

I claim—

1. A garment slitted at the point to be ventilated and having one edge of an independent ventilating-piece presented thereat, the said piece having diagonal air-passages therein and transverse perforations communicating therewith, combined with a perforated lining superimposed upon the said piece and having ribs or projections upon its inner side, substantially as described.

2. A garment having a slit at the point to be ventilated, the piece or portion *c*, provided with several air-passages extending there-through, one edge of which piece is presented at the slit, and the perforated lining *a'*, having a series of ribs thereon, substantially as described.

3. A garment having a slit at the point to be ventilated, and the piece *c*, having diagonal air-passages 2 and transverse passages 3 communicating therewith, one edge of said piece *c* being presented at the slit, substantially as described.

In testimony whereof I have signed my name to this specification in the presence of two subscribing witnesses.

ELLIS S. HELWITZ.

Witnesses:

BERNICE J. NOYES,

FREDERICK L. EMERY.