

(No Model.)

3 Sheets—Sheet 1.

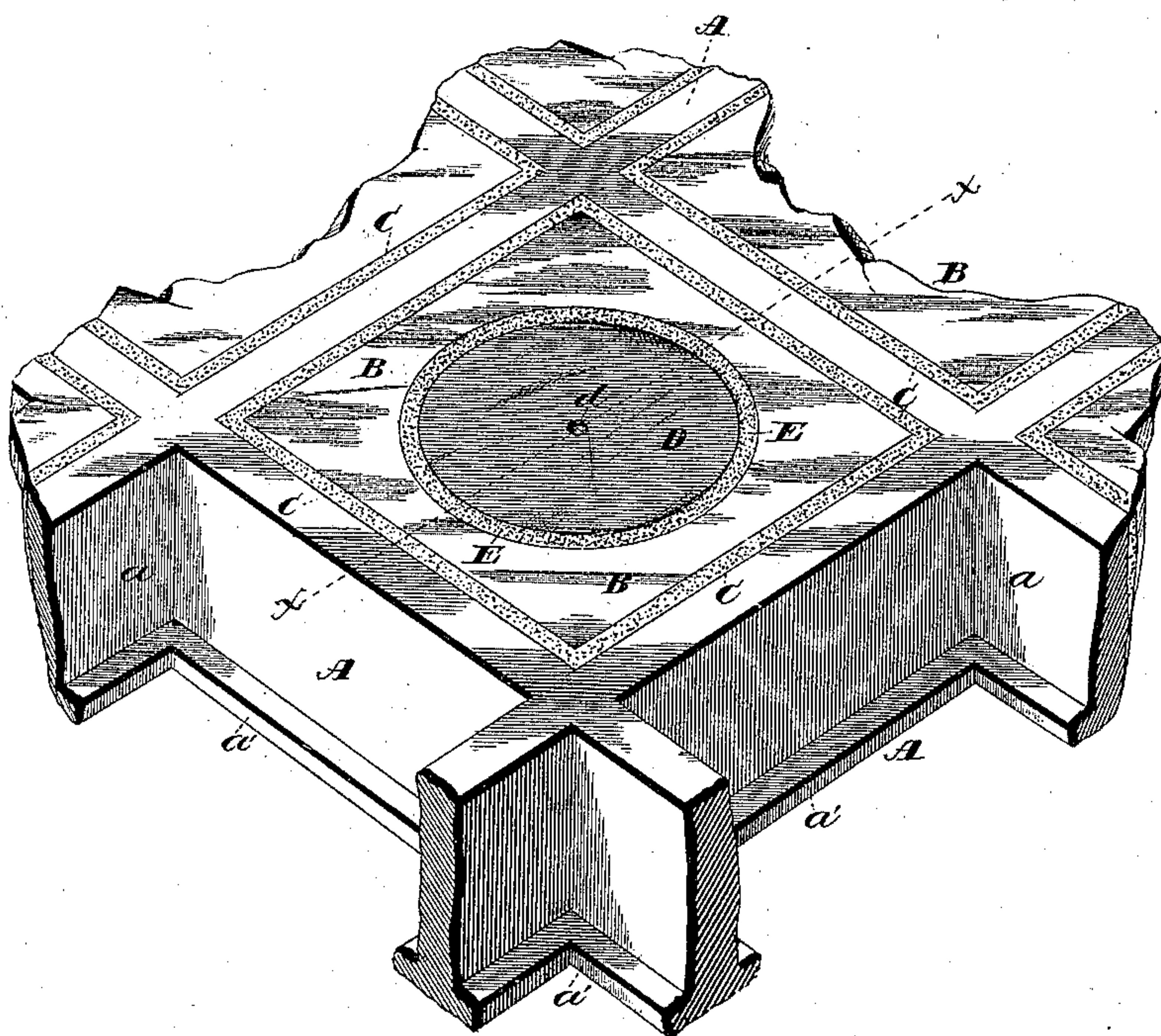
J. JACOBS.

ILLUMINATING TILE.

No. 385,269.

Patented June 26, 1888.

Fig. 1.



Witnesses.
Chas Williamson.
Henry C. Hazard.

Inventor
Jacob Jacobs, by
Kimble and Russell, his Attys

(No Model.)

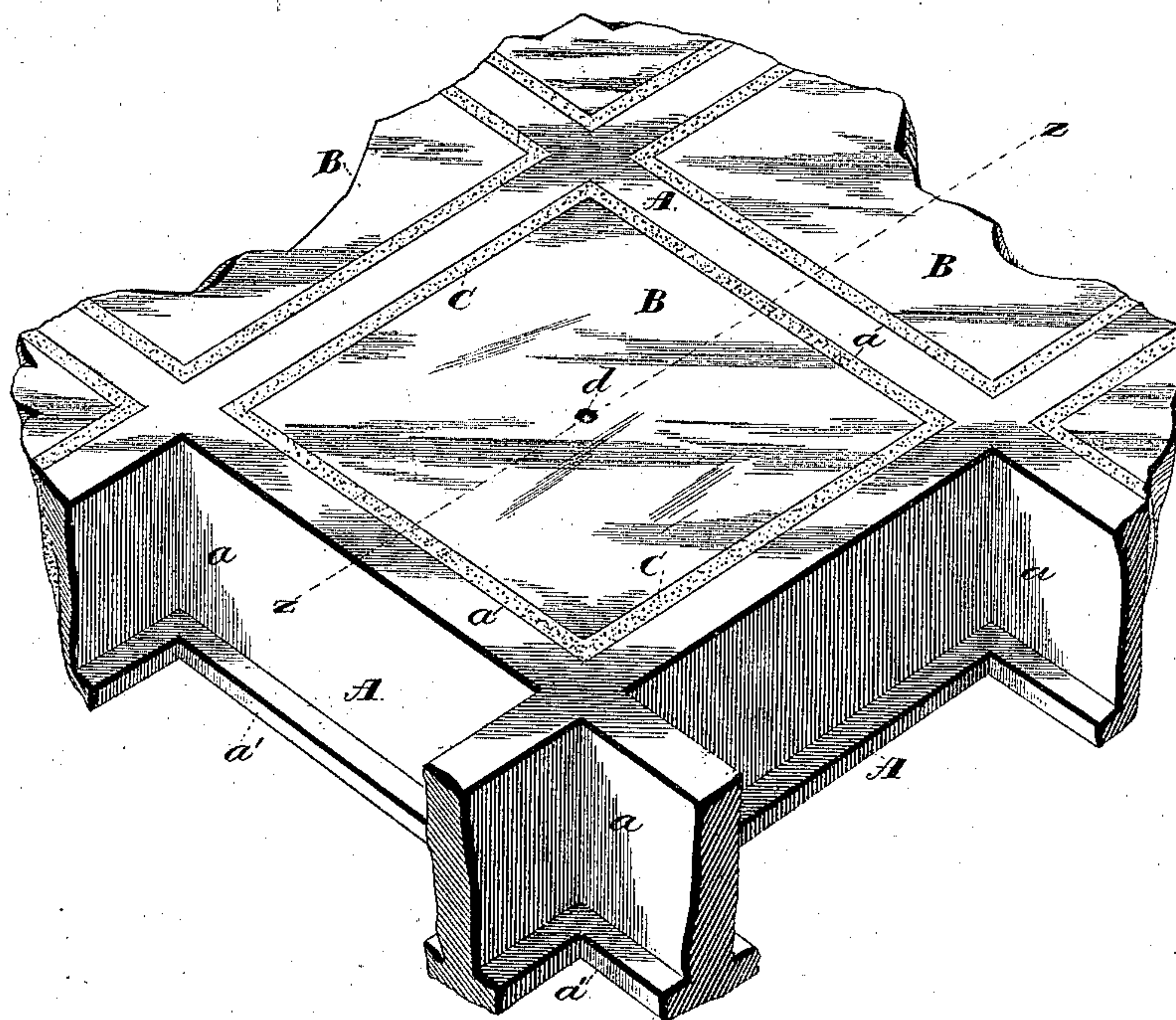
3 Sheets—Sheet 2.

J. JACOBS.
ILLUMINATING TILE.

No. 385,269.

Patented June 26, 1888.

Fig. 2.



Witnesses:
Chas. Williamson
Henry C. Hazard

Inventor:
Jacob Jacobs, by
Erindred Russell, his Attys

(No Model.)

3 Sheets—Sheet 3.

J. JACOBS.
ILLUMINATING TILE.

No. 385,269.

Patented June 26, 1888.

Fig. 5.

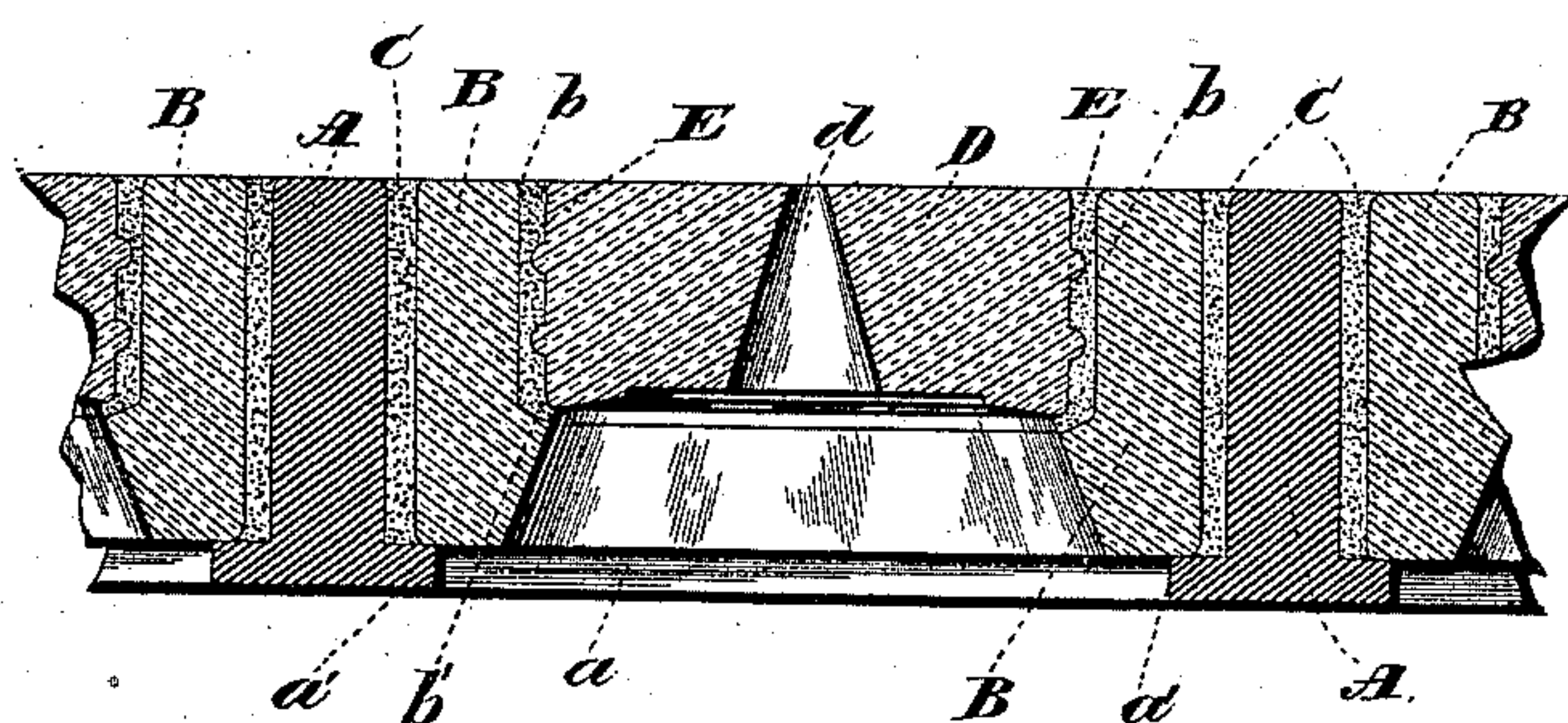
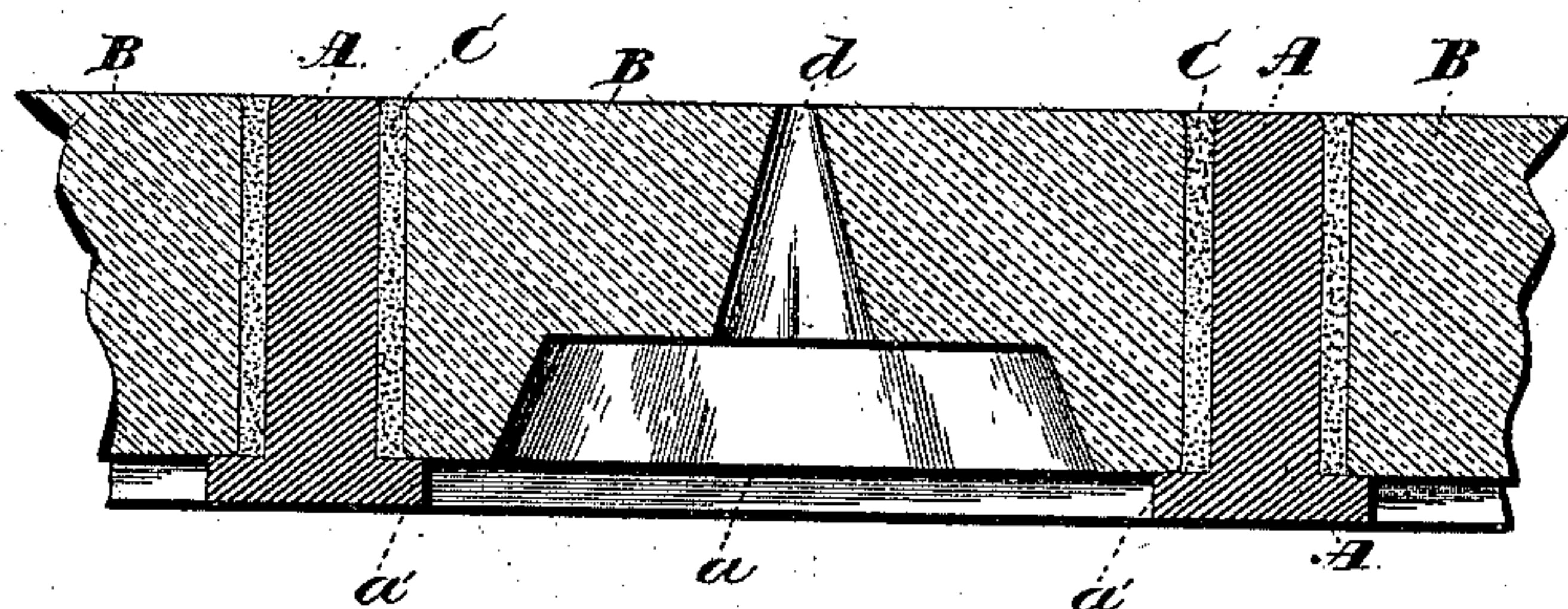


Fig. 4.



Witnesses:
Chas. Williamson,
Henry C. Hazard

Inventor:
Jacob Jacobs, by
Prindle & Russell, his Attys

UNITED STATES PATENT OFFICE.

JACOB JACOBS, OF NEW YORK, N. Y.

ILLUMINATING-TILE.

SPECIFICATION forming part of Letters Patent No. 385,269, dated June 26, 1888.

Application filed February 24, 1887. Serial No. 228,759. (No model.)

To all whom it may concern:

Be it known that I, JACOB JACOBS, of New York city, in the county of New York, and in the State of New York, have invented certain new and useful Improvements in Illuminating-Tiles; and I do hereby declare that the following is a full, clear, and exact description thereof, reference being had to the accompanying drawings, in which—

Figure 1 is a perspective view of my ventilating-lens as preferably applied to use in an illuminating-tile. Fig. 2 is a like view of the same when inserted directly into the supporting-frame. Fig. 3 is a section upon line *xx* of Fig. 1, and Fig. 4 is a like view upon line *zz* of Fig. 2.

Letters of like name and kind refer to like parts in each of the figures.

The design of my invention is to render practicable the proper ventilation of apartments or spaces which are inclosed by illuminating-tiles; to which end said invention consists, principally, in an illuminating-tile in which a light-opening is provided with a lens that has a central opening, substantially as and for the purpose hereinafter specified.

It consists, further, as an improvement in illuminating-tiles, in a lens which is provided with a central opening, substantially as and for the purpose hereinafter shown.

It consists, finally, as an improvement in illuminating-tiles, in a lens which is provided with a central opening, in combination with a lens that is adapted to inclose the same and to fit into and be secured within the light-opening of a tile, substantially as and for the purpose hereinafter shown and described.

In the carrying of my invention into practice I usually employ a metal tile, A, in which the light-openings *a* and *a'* are square and arranged in parallel lines, as shown, and each of such openings is provided around its lower edge with an inwardly-projecting supporting-ledge, *a'*.

Within each light-opening *a* is placed a correspondingly-shaped glass lens, B, which substantially fills the space laterally, and is held in place therein by a cement joint, C, that is made in the usual way between the inner walls of said opening and the outer sides of said lens. Within the central portion of the lens B is provided an opening, *b*, which is preferably round, and near the lower end of

the same is an inwardly-projecting ledge, *b'*, that corresponds to and performs the same office as the ledge *a'* of the tile A. Said opening *b* receives and contains a correspondingly-shaped lens, D, which rests upon and is supported by the ledge *b'*, and is secured in place by a cement joint, E, which is formed between the periphery of said lens D and the sides of said opening *b*.

Within the lens D is provided a central opening, *d*, which extends entirely through the same and has a regularly increasing diameter from its outer end to its inner end. The outer end of said opening has such small diameter as to render impracticable the inward passage of any material quantity of rain, while air is enabled to move freely through the same, so as to afford ventilation for the space inclosed by the tile.

In consequence of the tapering form of the air-passage *d*, air from within will find ready exit, while in case of an inward movement of air it will be diffused laterally within the apartment instead of moving in a direct line into the same and causing an unpleasant draft upon those within.

I do not claim, broadly, a plate of illuminating-glass perforated with one or more conical holes for the purpose of ventilation.

Having thus described my invention, what I claim is—

1. An illuminating-tile in which a light-opening is provided with a lens that has a central opening, substantially as and for the purpose specified.

2. As an improvement in illuminating-tiles, a lens which is provided with a central opening, substantially as and for the purpose shown.

3. As an improvement in illuminating-tiles, a lens which is provided with a central opening, in combination with a lens that is adapted to inclose the same and to fit into and be secured within the light-opening of a tile, substantially as and for the purpose shown and described.

In testimony that I claim the foregoing I have hereunto set my hand this 5th day of February, A. D. 1887.

JACOB JACOBS.

Witnesses:

WILLIAM D. LANDRAY,
M. WARLEY PLATZKE.