

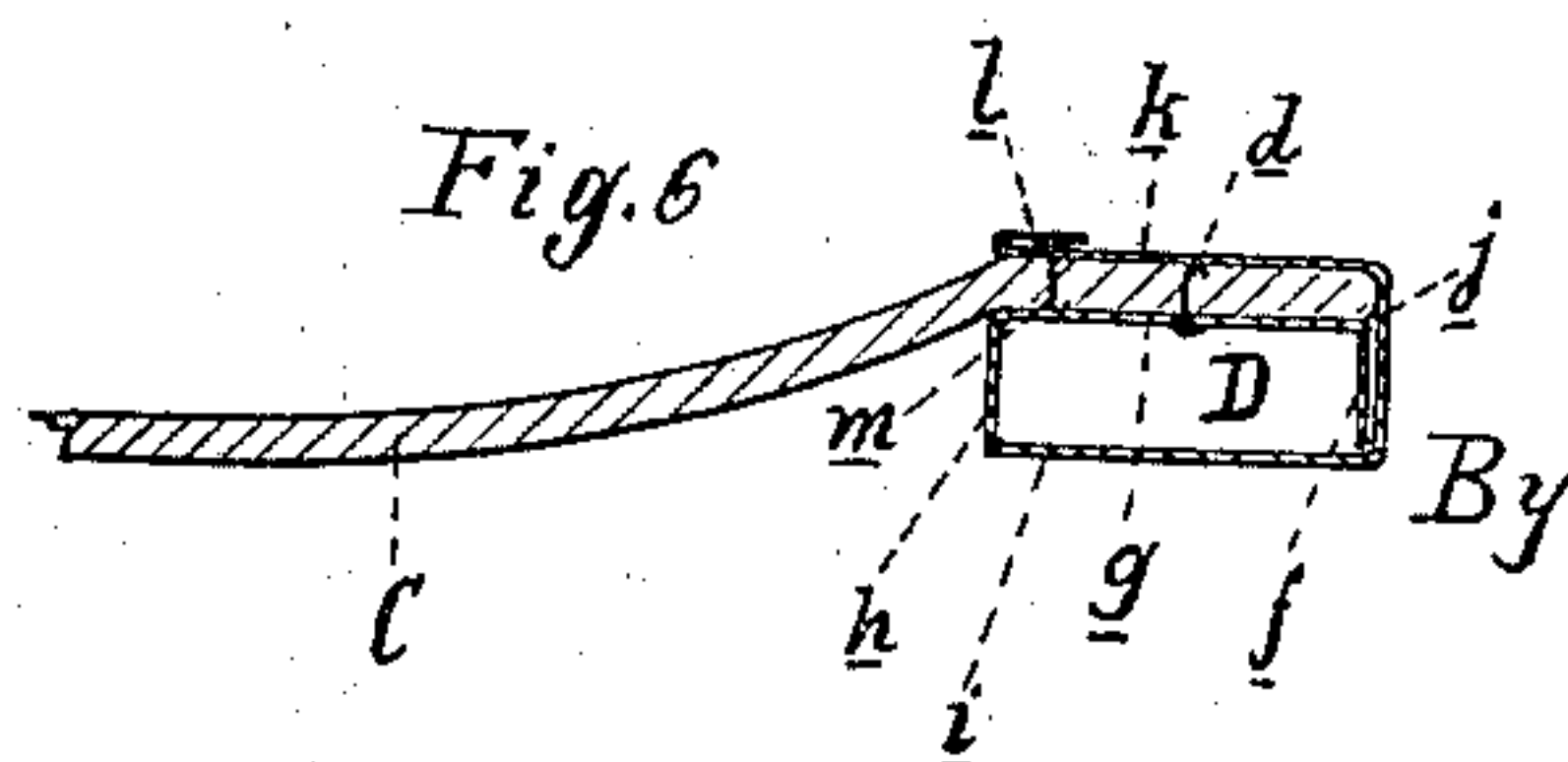
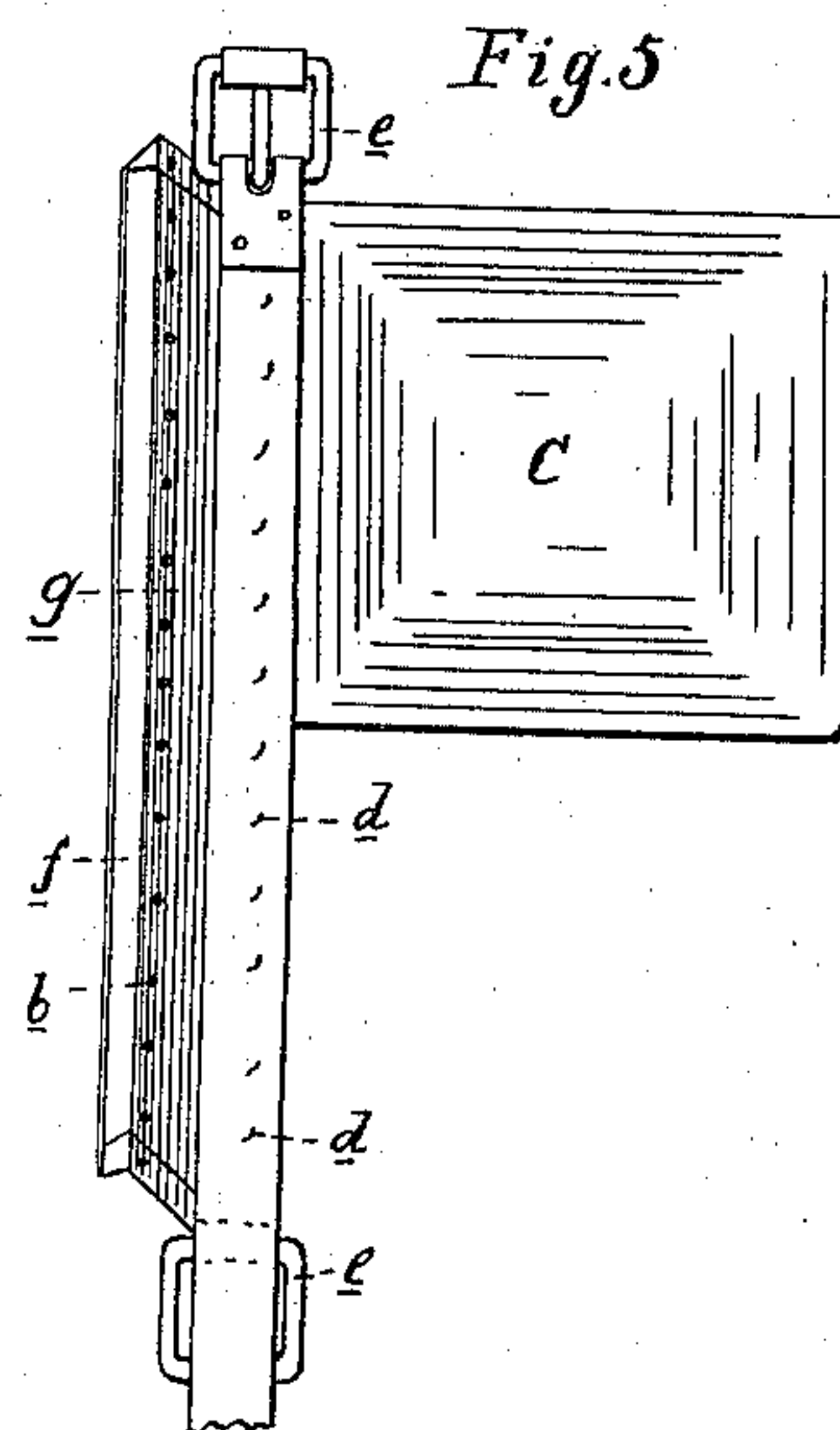

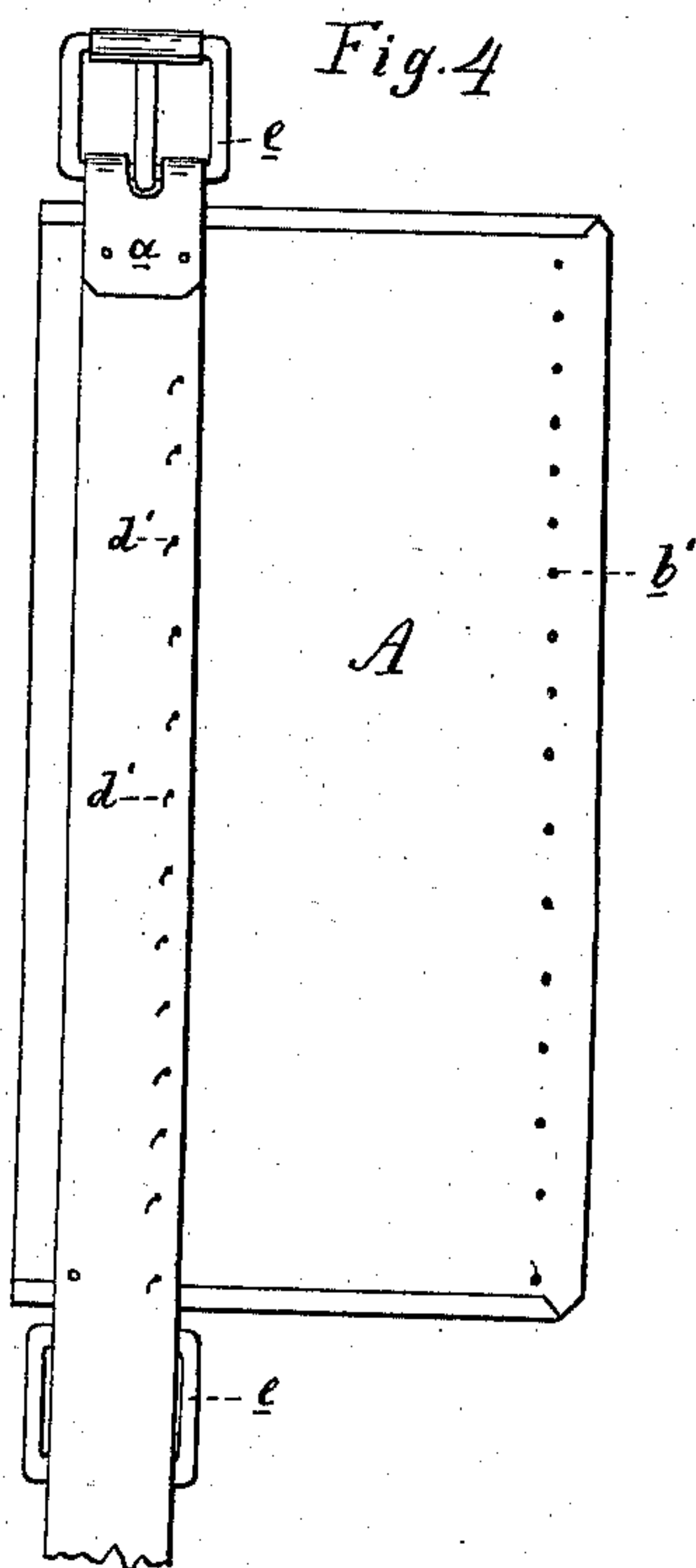
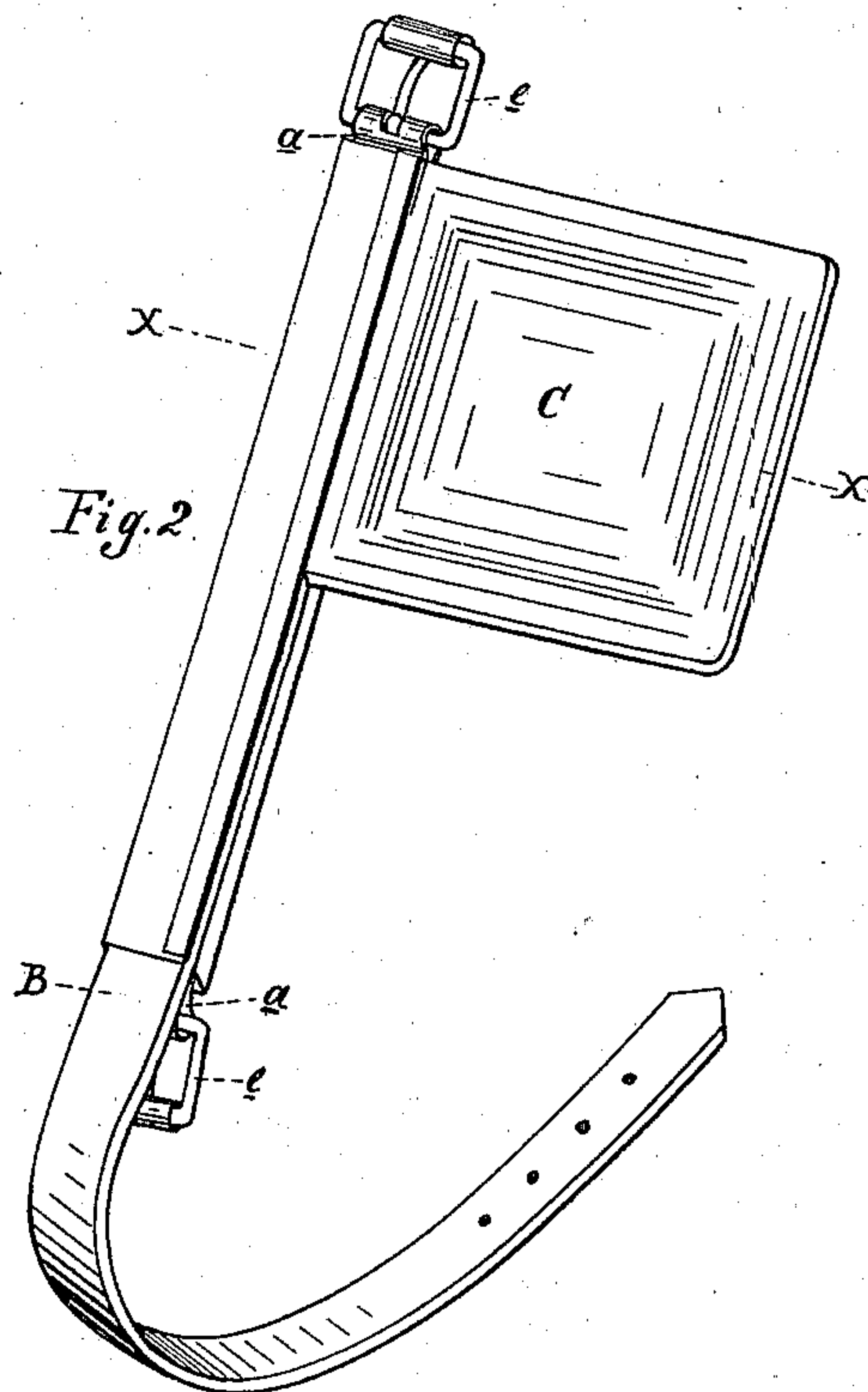
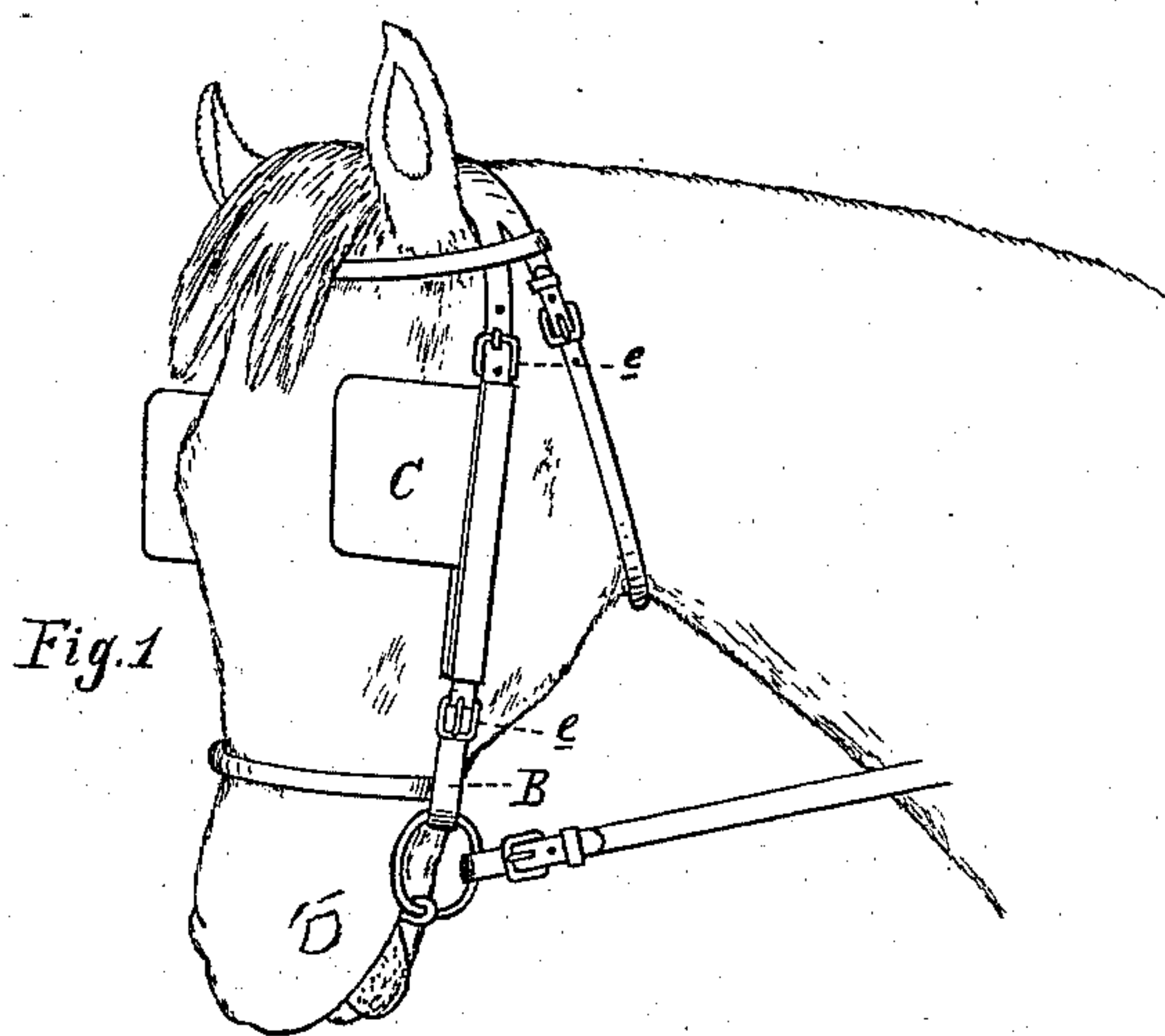
(No Model.)

O. BOTSFORD.

CHEEK PIECE FOR BRIDLES.

No. 385,090.

Patented June 26, 1888.



Attest:

John Schuman.
B. M. Hulbert.

Inventor:

Oscar Botsford.

Thos S. Spaguet Son
Attyys.

UNITED STATES PATENT OFFICE.

OSCAR BOTSFORD, OF EUREKA, MICHIGAN.

CHEEK-PIECE FOR BRIDLES.

SPECIFICATION forming part of Letters Patent No. 385,090, dated June 26, 1888.

Application filed May 1, 1888. Serial No. 272,411. (No model.)

To all whom it may concern:

Be it known that I, OSCAR BOTSFORD, a citizen of the United States, residing at Eureka, in the county of Clinton and State of Michigan, have invented certain new and useful Improvements in Cheek-Pieces for Bridles, of which the following is a specification, reference being had therein to the accompanying drawings.

10 This invention relates to new and useful improvements in metal cheeks for bridles; and the invention consists in the peculiar construction of the sheet-metal blank and its combination with the blinders and billet, all as more fully hereinafter described.

In the drawings which accompany this specification, Figure 1 is an illustration of my device as in its general relation to the headstalls of a harness. Fig. 2 is a perspective view of my invention detached from the headstall. Fig. 3 is a view of the blank from which my metal cheek-piece is formed. Fig. 4 is an illustration of the device in its first stages of construction. Fig. 5 is an illustration of the device in a subsequent stage of construction; and Fig. 6 is a cross-section on line *x x* in Fig. 2.

30 A is a blank of sheet metal cut out of substantially rectangular form, as shown in Fig. 3, and provided on top and bottom with the ears *a* and with the two rows of perforations *b b'*, of suitable size to receive the tacks used in the completion of the device, as hereinafter described; and the dotted lines *c c* represent the lines upon which the blank is to be bent in the various stages of its manufacture, as hereinafter set forth. From these blanks the cheek-pieces are formed in the following manner: A billet, B, provided with or without the blinder C, is secured to that portion of the blank in line with the ears by means of the row of tacks *d*, driven through the perforations *b*, as shown in Fig. 4, the tacks being preferably driven with the head resting against the metal blank and clinched over upon the billet. At the same time the buckles *e* are secured to the blank by doubling over the ears *a* and securing the free ends

thereof, as shown, or in any other suitable manner.

50 The top and bottom edges of the blank are turned over upon the dotted lines, as shown, to re-enforce the upper and lower edges of the cheek-piece, and then the whole blank is bent up upon the vertical lines to form the hollow rectangular tube consisting of the parts *f, g, h,* and *i*, which form the four sides, the remaining portion of the blank *j, k,* and *l* being then bent over the outside to cover the billet. A row of tacks, *m*, is then driven through the perforations *b'* into the billet to secure the whole firmly together, after which the part *l* is bent back to hide the heads of the tacks, as shown in Fig. 6.

65 By constructing a cheek-piece in this manner a very pleasing and ornamental appearance is obtained and with less expense than with the usual construction. The device may be suitably polished, japanned, or finished in any other suitable manner. The device also has the advantage of increased rigidity and lightness, while at the same time the hollow part D receives the ends of the straps and prevents the unsightly appearance which their unsecured ends would present.

75 What I claim as my invention is—

1. The cheek-piece consisting of the sheet-metal blank tubularly folded and provided with buckles secured to the ends thereof by ears formed on the blank, substantially as specified.

2. The cheek-piece consisting of a sheet-metal blank tubularly folded, in combination with a billet secured within the fold of such blank, substantially as described.

3. The cheek-piece consisting of the sheet-metal blank A, tubularly folded and provided with buckles secured to the ends thereof by the ears *a*, formed on the blank, in combination with the billet B, secured within the fold of the blank and carrying the blinder, all arranged substantially as described.

4. The cheek-piece consisting of the sheet-metal blank A, tubularly folded and provided with the re-enforced ends and the buckles secured thereto by straps formed on the blank,

and the billet secured thereto by tacks or rivets between the tubular fold and an outer fold of said blank, substantially as described.

- 5 5. As an improved article of manufacture, the cheek-piece formed of sheet metal folded and provided with a billet inclosed within a fold of the sheet metal and secured thereto by tacks or rivets concealed within folds of the sheet metal, substantially as described.

In testimony whereof I affix my signature, in presence of two witnesses, this 19th day of April, 1888.

OSCAR BOTSFORD.

Witnesses:

LEVY KIRBY,
HENRY KIRBY.