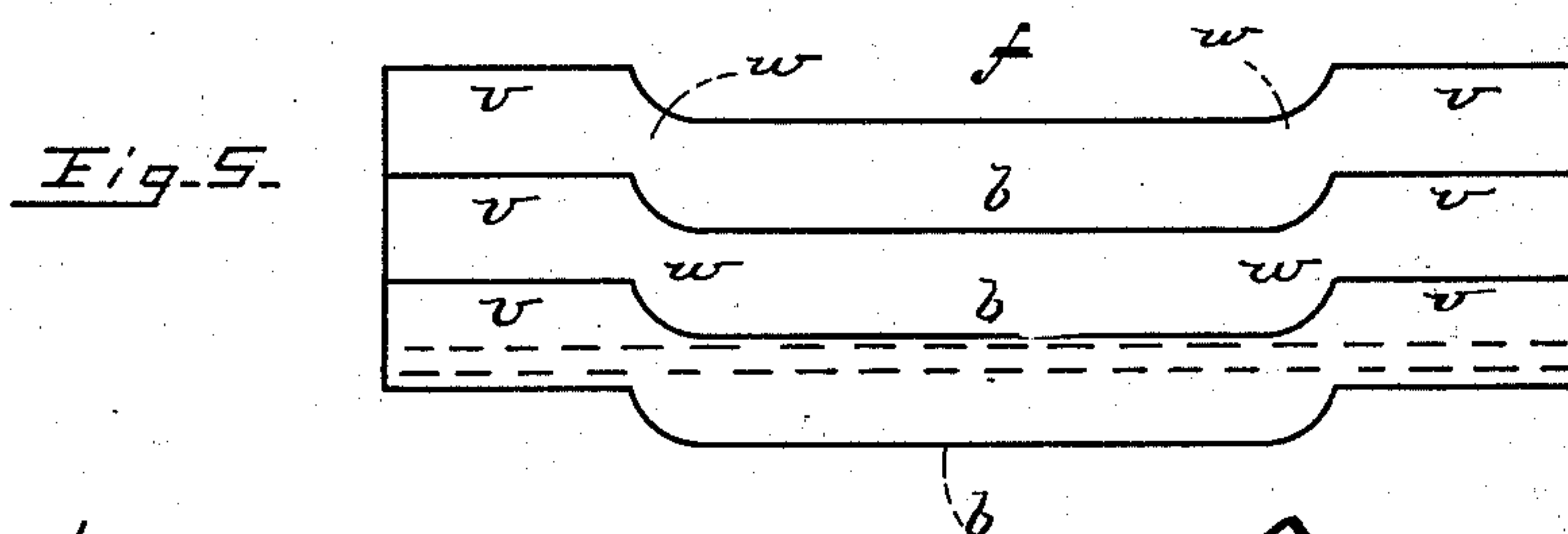
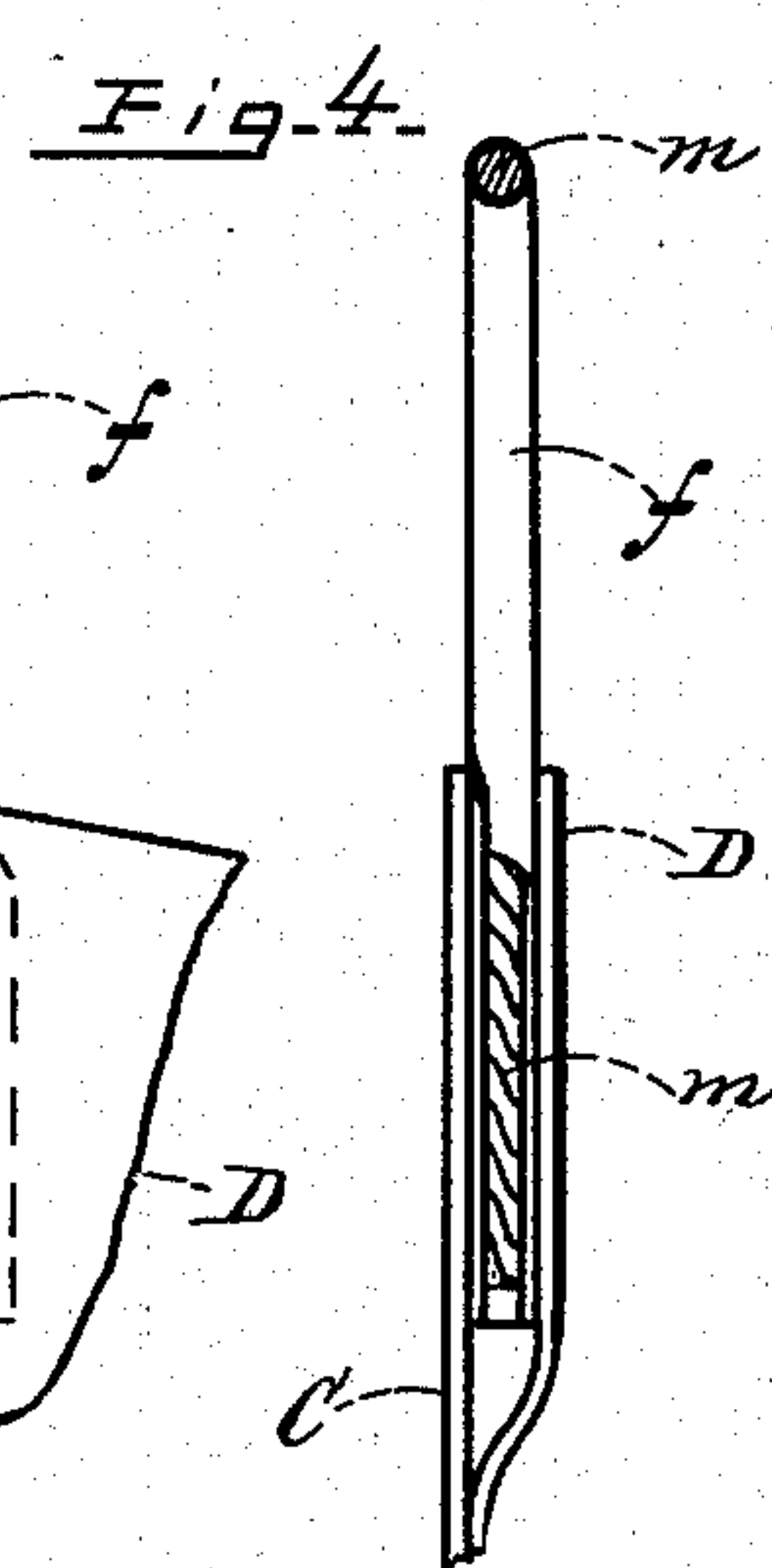
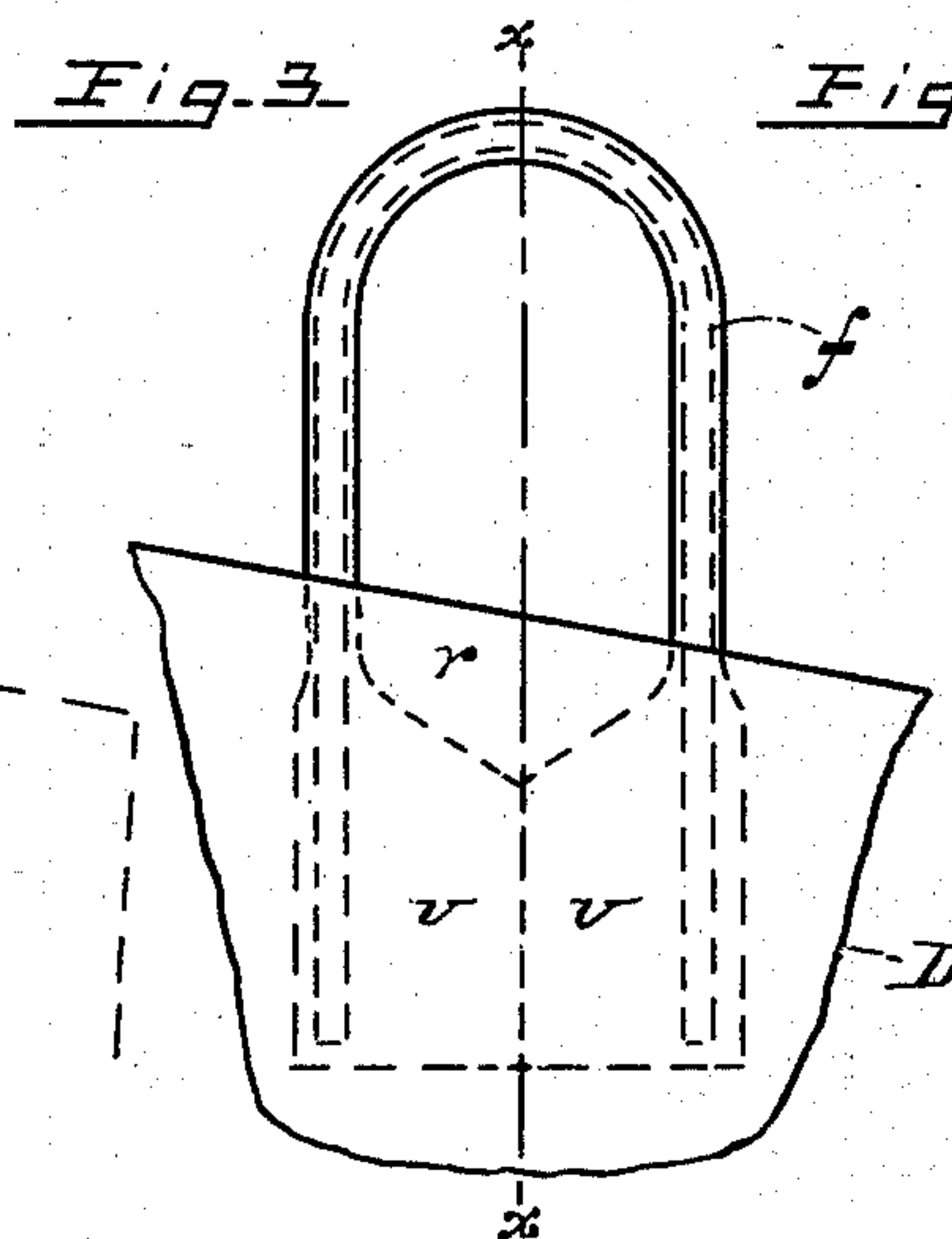
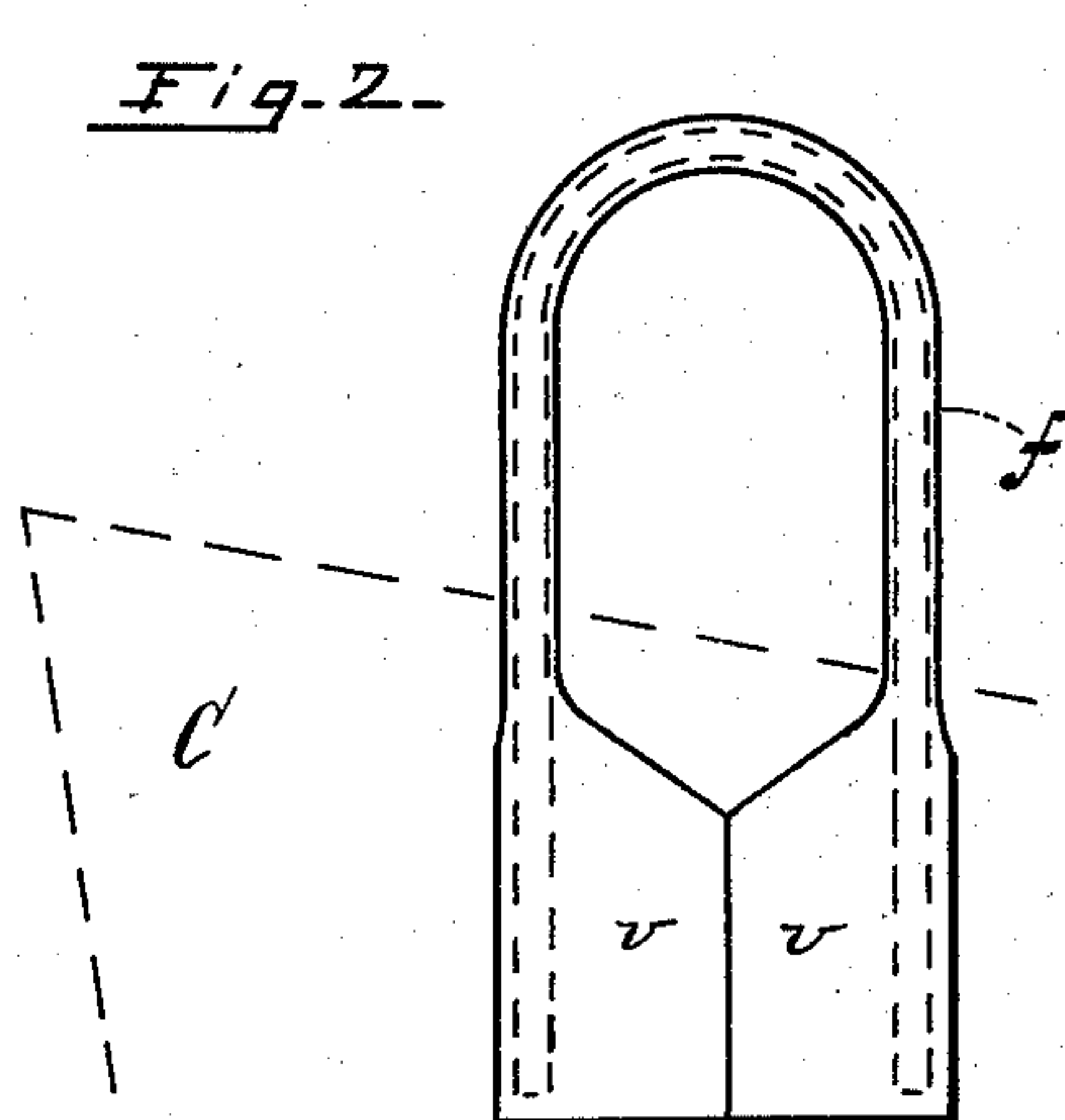
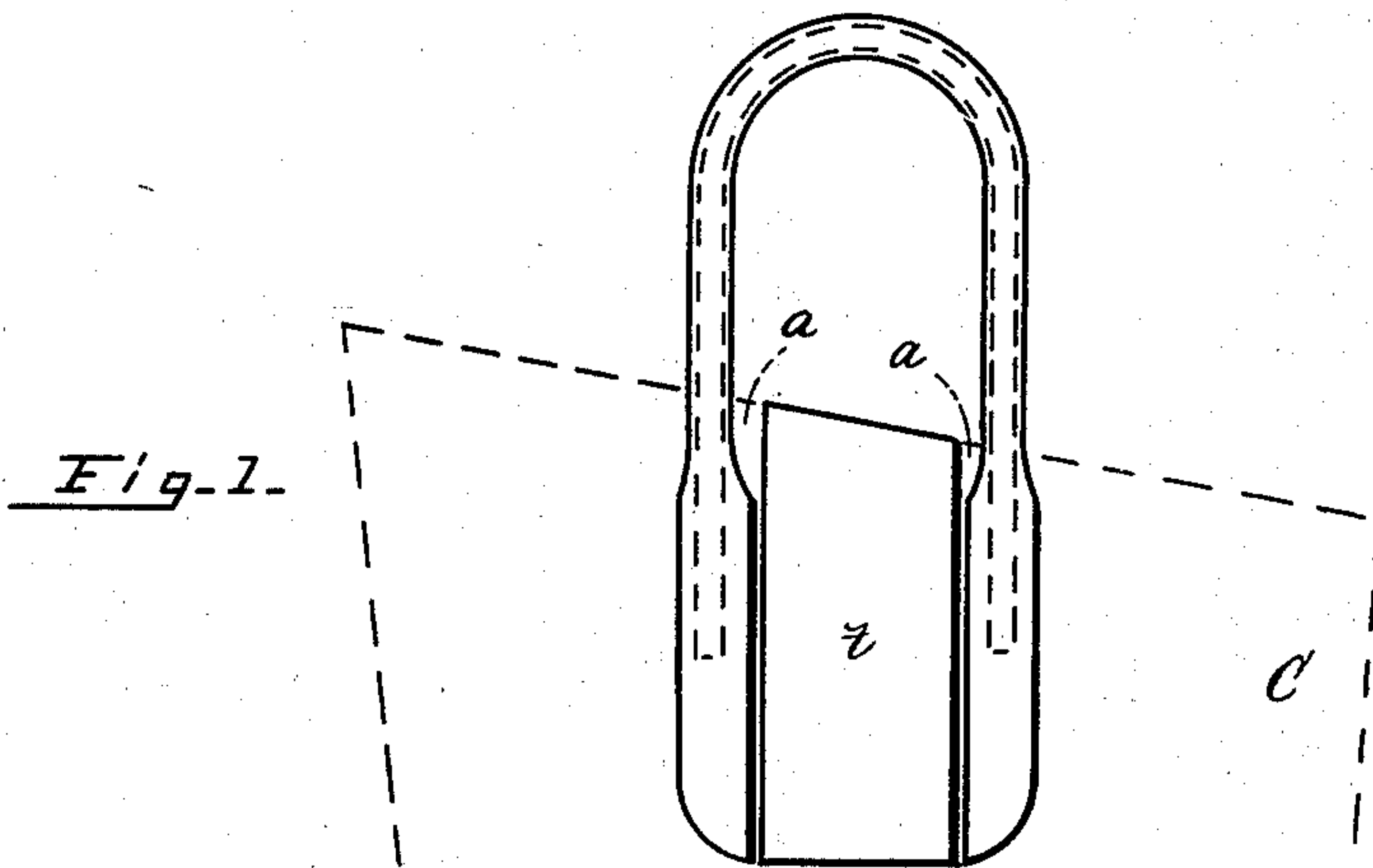


(No Model.)

F. A. JOSEPH.  
STRAP FOR RUBBER BOOTS.

No. 384,914.

Patented June 19, 1888.



WITNESSES=  
E. J. Peabody,  
C. H. Sprinney.

INVENTOR=  
Frank A. Joseph,  
PER C. A. Shaw & Co.,  
ATTYS.



# UNITED STATES PATENT OFFICE.

FRANK A. JOSEPH, OF MALDEN, MASSACHUSETTS.

## STRAP FOR RUBBER BOOTS.

SPECIFICATION forming part of Letters Patent No. 384,914, dated June 19, 1888.

Application filed April 27, 1888. Serial No. 272,021. (No model.)

*To all whom it may concern:*

Be it known that I, FRANK A. JOSEPH, of Malden, in the county of Middlesex, State of Massachusetts, have invented a certain new and useful Improvement in Loops or Straps for Rubber Boots, of which the following is a description sufficiently full, clear, and exact to enable any person skilled in the art or science to which said invention appertains to make and use the same, reference being had to the accompanying drawings, forming part of this specification, in which—

Figure 1 is a side elevation representing the ordinary strap or loop and the method of attaching it; Fig. 2, a side elevation of my improved strap or loop, a portion of the leg of the boot being represented in dotted lines; Fig. 3, a side elevation of my improved strap or loop, and also of a portion of the leg of the boot; Fig. 4, a vertical transverse section taken on line *xx* in Fig. 3; and Fig. 5, a reduced plan view showing the method of cutting the rubber coverings.

Like letters and figures of reference indicate corresponding parts in the different figures of the drawings.

The ordinary strap or loop shown in Fig. 1 consists of a body or strengthening cord, *m*, which is covered with a strip of rubber cloth and secured between the lining C and rubber D at the top of the boot-leg. As the loop has but a very small attaching-surface and is liable to be torn from the boot-leg in pulling on the boot, a strip of rubber cloth, *t*, is usually placed between the lower ends of said loop to fill up the space between the same and strengthen the leg at that point. This strip is extended upward to the top of the boot-leg, and leaves but a small space, *a*, at each side thereof, through which the rubber D may pass and be attached to the lining C. It also requires considerable time to cut it out and attach it, and does not greatly increase the strength of the joint between the strap and the leg.

My improvement is designed to obviate this objection, and to that end I make use of means which will be readily understood by all conversant with such matters by the following explanation:

In the drawings, *m* represents the body or strengthening cord of the loop, and *f* the rubber cover. The cover is provided with an inwardly-projecting wing or flap, *v*, at each of its lower ends, said flaps meeting when the strap is in position in the boot-leg between the rubber D and lining C, as shown in Figs. 2 and 3. The flaps are also cut or formed in such a manner as to leave a large space, *r*, above them, through which the rubber D passes and is attached to the lining C, thereby aiding to secure the straps in position. The covers *f* are cut from a sheet or strip of rubber cloth without waste, as shown in Fig. 5, being provided with corresponding offsets or curves, *w*, near each end, between the back *b* and flaps *v*.

In covering the cord *m* it is placed on one of the covers *f*, as shown by the dotted lines in Fig. 5, and the back *b* of the cover rolled around it, leaving the flaps *v* projecting. The strap is then placed in position between the lining C and rubber D of the boot-leg and the parts vulcanized, thereby attaching them to each other in a manner that will readily be understood by all conversant with such matters without a more explicit description.

The flaps *v* being very wide and integral with the back *b* of the cover *f*, the strap is more firmly attached to the boot than is possible when constructed as shown in Fig. 1.

Having thus explained my invention, what I claim is—

1. In a strap or loop for rubber boots, the cord *m*, provided with a cover of rubber or rubber cloth having the inwardly-projecting attaching-flanges *v*, substantially as shown and described.

2. A strap or loop for rubber boots, comprising the cord *m*, provided with a cover of rubber or rubber cloth having the inwardly-projecting attaching-flanges *v*, in combination with the boot-leg D, said strap being vulcanized onto the leg, substantially as described.

FRANK A. JOSEPH.

Witnesses:

O. M. SHAW,  
E. M. SPINNER,