

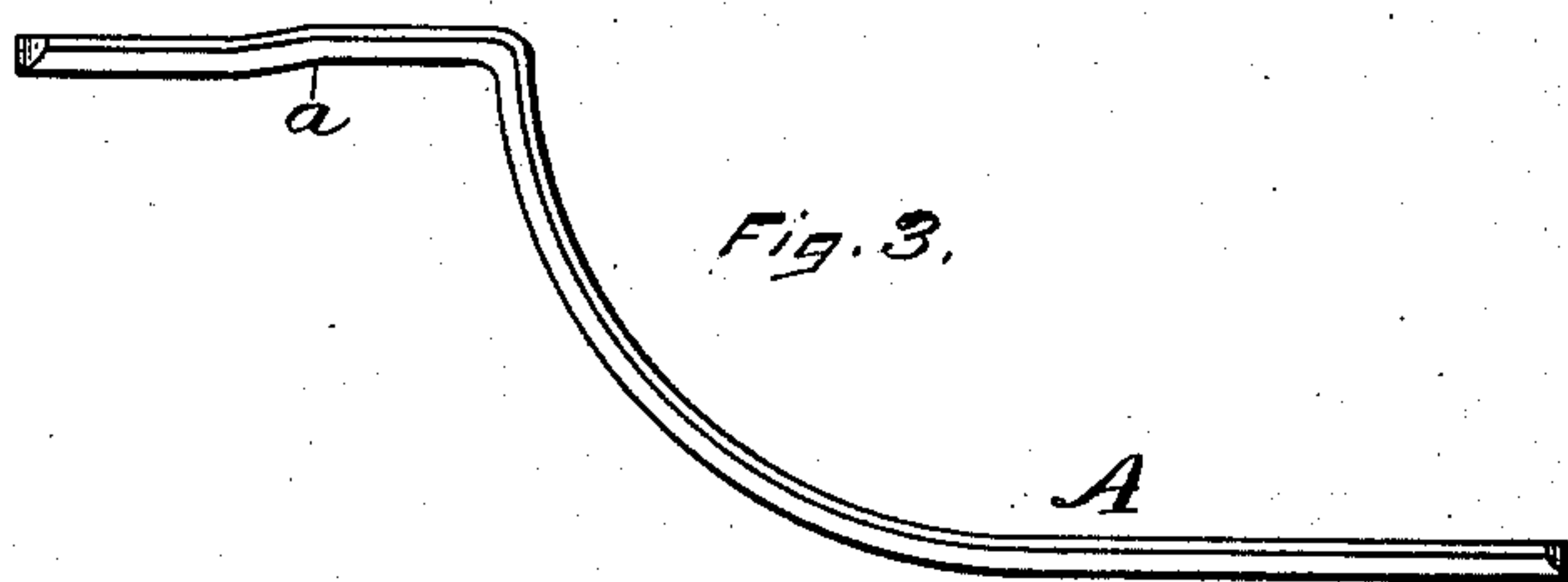
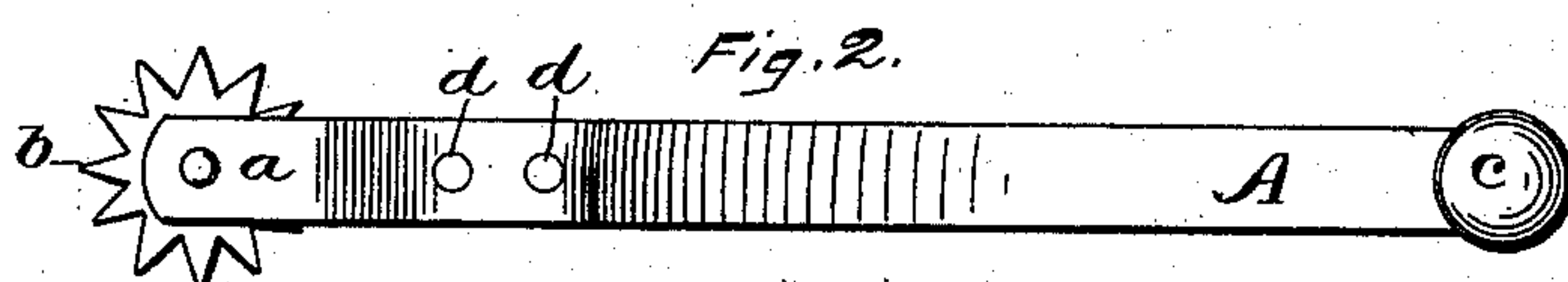
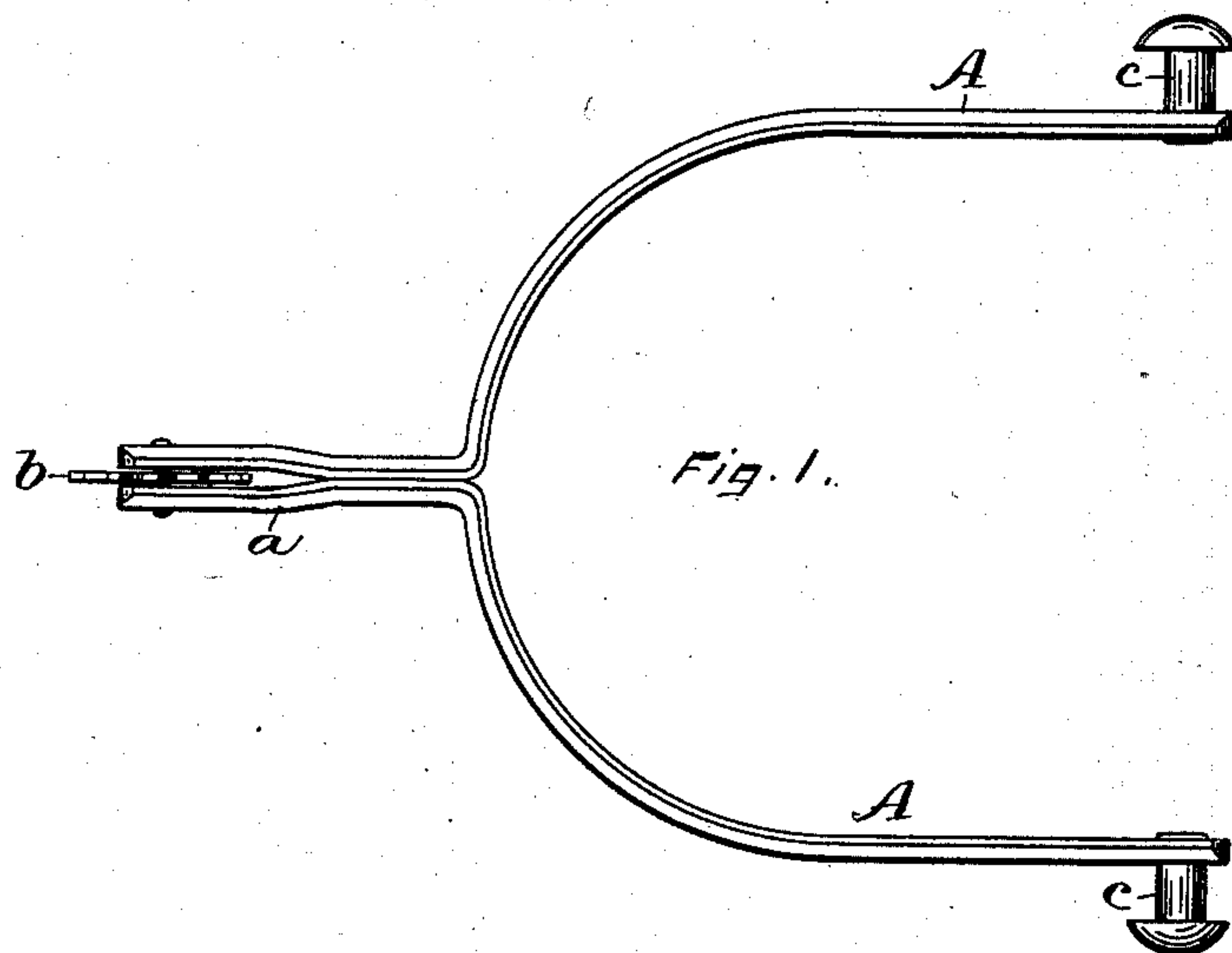
(No Model.)

A. McMANUS.

SPUR.

No. 384,774.

Patented June 19, 1888.



WITNESSES.

John Edwards Jr.
Geo. Durham.

INVENTOR.

Alongo McManus.
By James Shepard.

Atty.

UNITED STATES PATENT OFFICE.

ALONZO McMANUS, OF NEW BRITAIN, CONNECTICUT.

SPUR.

SPECIFICATION forming part of Letters Patent No. 384,774, dated June 19, 1888.

Application filed February 27, 1888. Serial No. 265,451. (No model.)

To all whom it may concern:

Be it known that I, ALONZO McMANUS, a citizen of the United States, residing at New Britain, in the county of Hartford and State of Connecticut, have invented certain new and useful Improvements in Spurs, of which the following is a specification.

My invention relates to improvements in spurs; and the objects of my invention are to simplify the construction and thereby lessen the cost of production, and to produce a spur in a form which is both light in weight and neat in appearance.

In the accompanying drawings, Figure 1 is a plan view of my spur. Fig. 2 is a side elevation thereof, and Fig. 3 is a plan view of one of the blanks from which my spur is made.

I select bars of wrought stock of any desirable pattern, cut the same into suitable lengths, and then swage or bend into a blank of the form shown in Fig. 3, which blank constitutes one-half, A, of the body of the spur and one side of the rearward extension, *a*, for the reception of the rowel *b*. This rearward extension at its inner end extends directly backward, and its outer end is offset a little to make room for the rowel *b*, as shown. The ordinary buttons, *c*, are attached to the forward end in the usual manner. Two of the blanks, Fig. 3, are then placed face to face, with the inner ends of the rearward extension resting

against each other. The two blanks are then rigidly united by mechanically securing them together—as, for instance, by means of the rivets *d d*, Fig. 2, or equivalent mechanical fastening. The offset portion at the outer end of the rearward extension forms a suitable space for the reception of the rowel *b*, which may be secured in any ordinary manner.

I am aware that spurs have been heretofore constructed of wrought metal by forming the body and rearward extension in two parts and then securing together by rivets through projecting lugs, or through a strap for uniting the two parts, the rivets in that case going through the body of the spur and connecting strap or lug, instead of through the rearward extension. Such a spur is hereby disclaimed.

I claim as my invention—

The herein-described spur, formed of two blanks, each consisting of one-half of the body of the spur and one side of the rearward extension, the outer ends of said rearward extensions being offset, as shown, and the inner ends placed one against the other face to face and mechanically secured together, substantially as described, and for the purpose specified.

ALONZO McMANUS.

Witnesses:

CHAS. H. BEATON,
HENRY C. GUSSMAN.