

(No Model.)

H. CROCKER.
SCRAP BOOK.

No. 384,746.

Patented June 19, 1888.

Fig. 1.

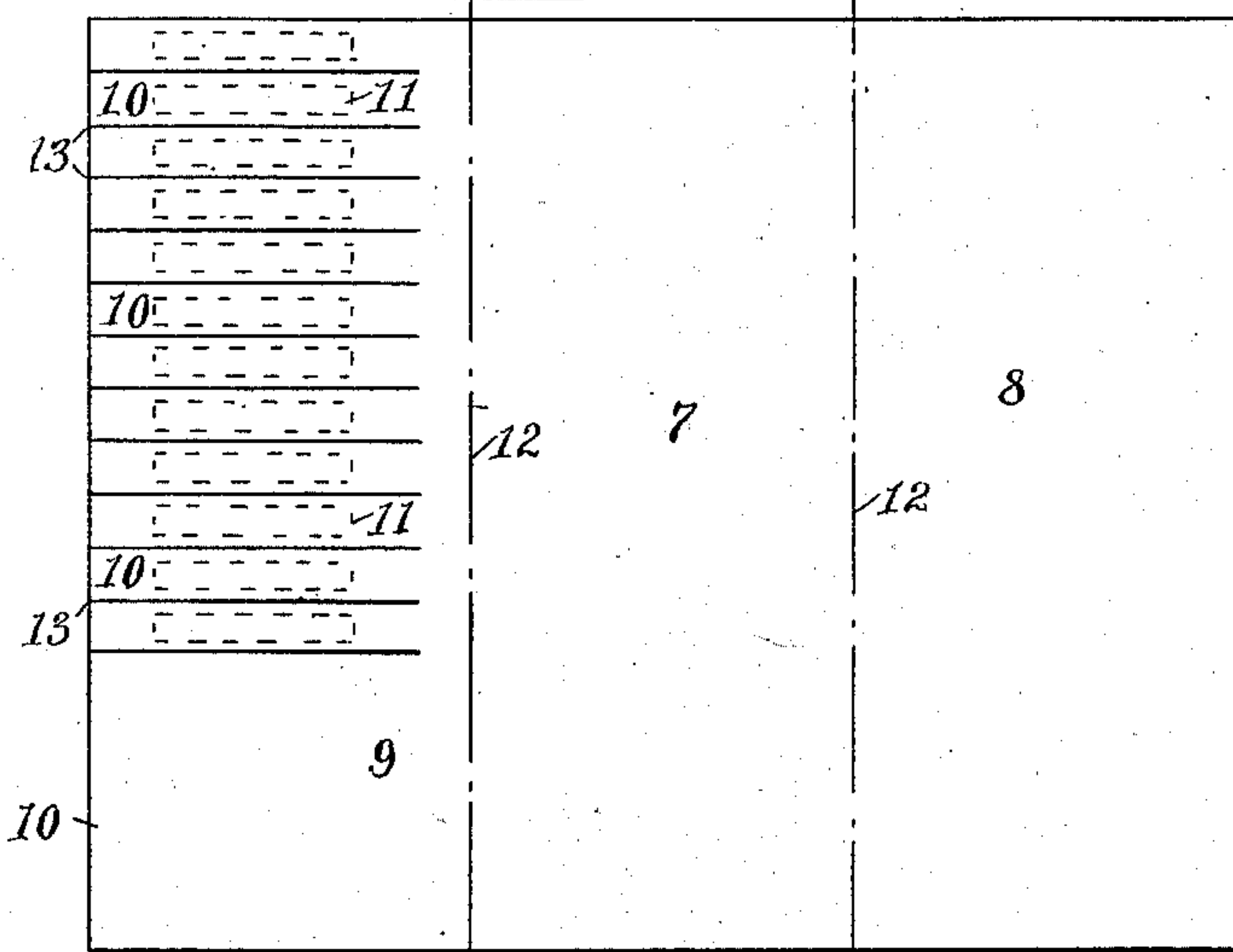


Fig. 2.




Fig. 3.

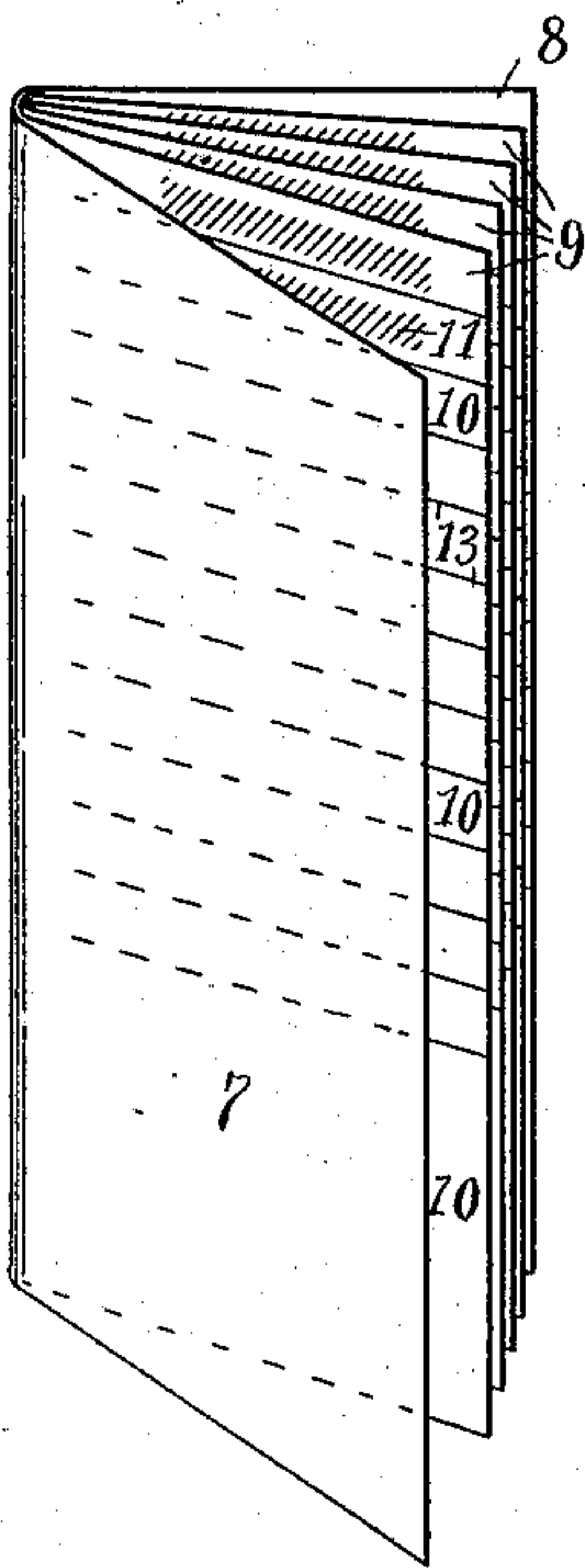


Fig. 4.

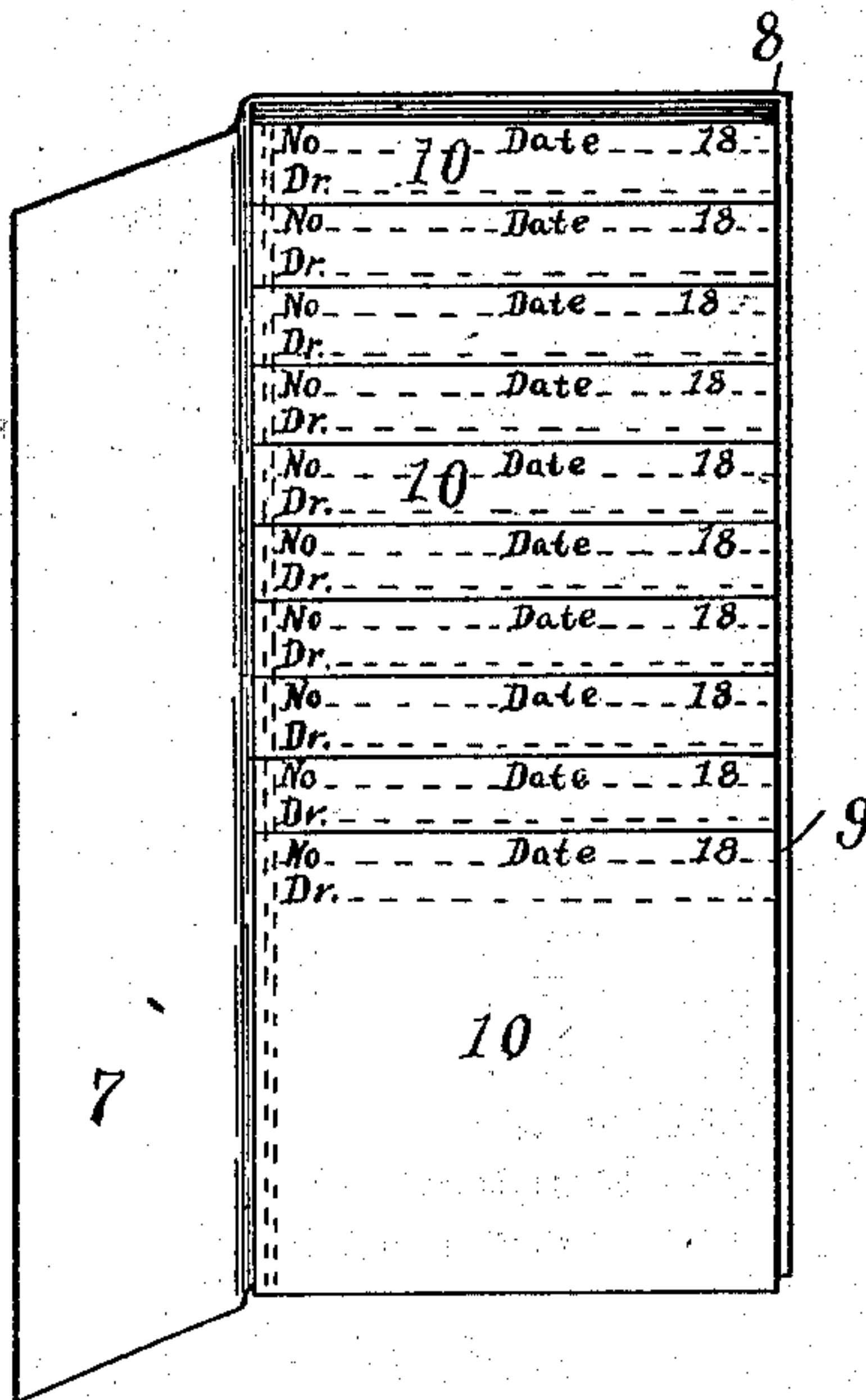
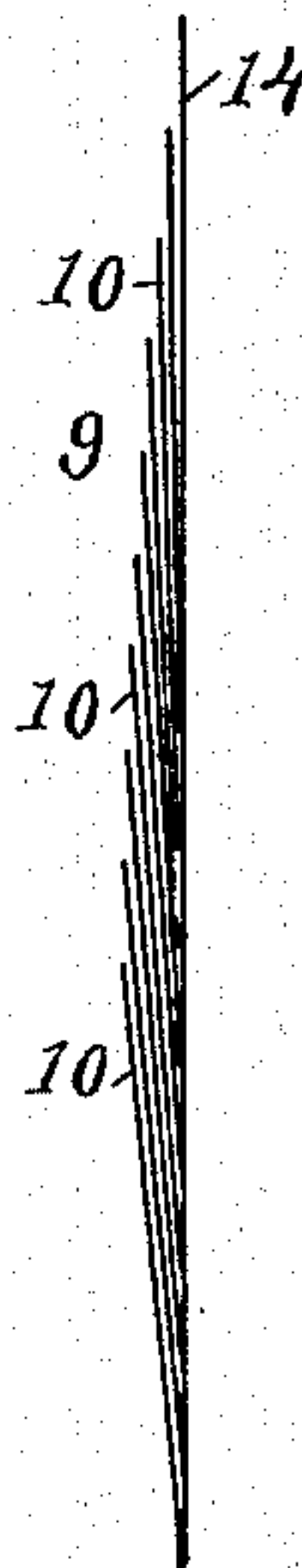


Fig. 5.



WITNESSES:

Chas. H. Luther Jr.
Willis Fowler.

INVENTOR:

Henry Crocker
by Joseph A. Miller & Co
Attys

UNITED STATES PATENT OFFICE.

HENRY CROCKER, OF BRISTOL, RHODE ISLAND.

SCRAP-BOOK.

SPECIFICATION forming part of Letters Patent No. 384,746, dated June 19, 1883.

Application filed December 31, 1886. Serial No. 223,081. (No model.)

To all whom it may concern:

Be it known that I, HENRY CROCKER, of Bristol, in the county of Bristol and State of Rhode Island, have invented certain new and useful Improvements in Scrap-Books, of which the following is a full, clear, and exact description, reference being had to the accompanying drawings, forming part of this specification.

This invention relates to file or scrap books in which extracts or clippings from newspapers or books may be kept, or which may be used for a memorandum-book.

The objects of my invention are to provide a scrap-book the head-lines of the contents of which may be displayed to view by merely raising the front lid of the book-cover, and to provide a compact and neat form of book which is also adaptable for use as a memorandum-book.

To the above purposes my invention consists in the certain novel and peculiar constructions and arrangements of the several parts of the scrap-book, all as hereinafter fully described and claimed.

In the accompanying drawings, illustrating my invention, Figure 1 represents a plan view of a blank form from which my improved scrap-book is made. Fig. 2 represents a side perspective view of the scrap-book which is constructed from a blank similar to that shown in Fig. 1. Fig. 3 represents a perspective view of my improved scrap-book in which several compound leaves are used. Fig. 4 represents a perspective view of my improved scrap-book in which the leaflets are overlapped, and are printed with blank head-lines. Fig. 5 represents an edge view of a compound leaf shown in Fig. 4.

In the said drawings like numbers of reference designate corresponding parts throughout.

Referring to the drawings, the book-cover is formed of the two sections 7 and 8, which are integral. The compound leaf 9 is composed of the series of leaflets 10, which are united at one side, and are provided with the gummed areas 11 when desired.

In Fig. 1 the blank form is shown as comprising the compound leaf 9 and the book-cover 7 8 in one sheet. The lines 12 are guide-lines for folding the blank into book form, as

in Fig. 2. The compound leaf 9 in this form has the leaflets 10 made integral therewith by cutting the transverse slits 13 parallel and nearly across the width of the leaf.

In Fig. 3 the compound leaves 9 are separate from the book-cover and are formed in pairs—that is, they are connected on their lengths like the sections 7 and 8 of the book-cover, and are secured on the line of juncture to the book-cover 7 8, as indicated. The leaflets 10 are each provided on the front face with the gummed surface 11, which is designed for sticking a paper clipping in position in the book so that the head-lines of the clipping may be exposed to view, while the body of the clipping may extend back of the next leaflet below, with the exception of the bottom leaflet, which will of course expose the entire clipping. In this manner the compound leaf may be filled with clippings, only the head-lines of which are to be seen upon opening the book, and any particular article may be easily found from this ready index.

In Figs. 4 and 5 the leaflets 10 are made separately and are mounted transversely upon a backing-piece, 14, to which they are together secured at one side. The leaflets in this form are about one-third the length of the book and are overlapped, as shown, so that each one projects about one-sixth of its length above the other in step-like arrangement. In this construction the leaflets are designed to be used in note or memorandum books, and extracts may be copied upon the leaflets, although by gumming the tops they may be used, as in the other form, for holding scraps.

I have shown the tops of the leaflets in Fig. 4 as provided with the printed blank form reading as follows, viz: "No. — Date — 18— Dr. —." This latter form may be used as a file for prescriptions compounded in a drug-store.

The compound leaves may be fastened in the book-cover in any suitable way well-known in the art.

My improved scrap-book affords a neat and useful article, and will contain a great number of clippings in compact form.

There may be various modifications made in these several parts of my improved book, without, however, making a material departure from

the spirit of the invention, as herein described and claimed.

In the form shown in Figs. 1, 2, and 3 the bottom leaflet, 10, is designed to conceal the lower ends of the scraps mounted on the other leaflets.

In preference to having the leaflets severed on the lines 13, they may be perforated on said lines, and may be torn apart as used, in order to prevent the leaflets from curling up or being injured before use.

The form in Figs. 1 and 2, if desired, may have another compound leaf secured to the section 8 of the book-cover to correspond with the one shown. Likewise in the form of Figs. 4 and 5 the cover 7 8 may be double the width, and another set of compound leaves 9 may be secured upon the cover.

Having thus described my invention, I claim as new and desire to secure by Letters Patent—

1. A scrap-book consisting of a sheet of paper or similar material folded into three parts, the surface of one part covered by an adhesive substance and divided into horizontal strips constructed to receive scraps, the whole arranged to fold together, substantially as described.

2. A scrap-book made up of a series of the folded sheets 7 8 9, one of the divisions, 7 or 9, having one surface covered with adhesive material and divided into horizontal strips, as described.

In witness whereof I have hereunto set my hand.

HENRY CROCKER.

Witnesses:

M. F. BLIGH,

J. A. MILLER, Jr.