

(No Model.)

O. ZISTEL.

SCRAPER ATTACHMENT FOR VEHICLE STEPS.

No. 384,665.

Patented June 19, 1888.

Fig. 1

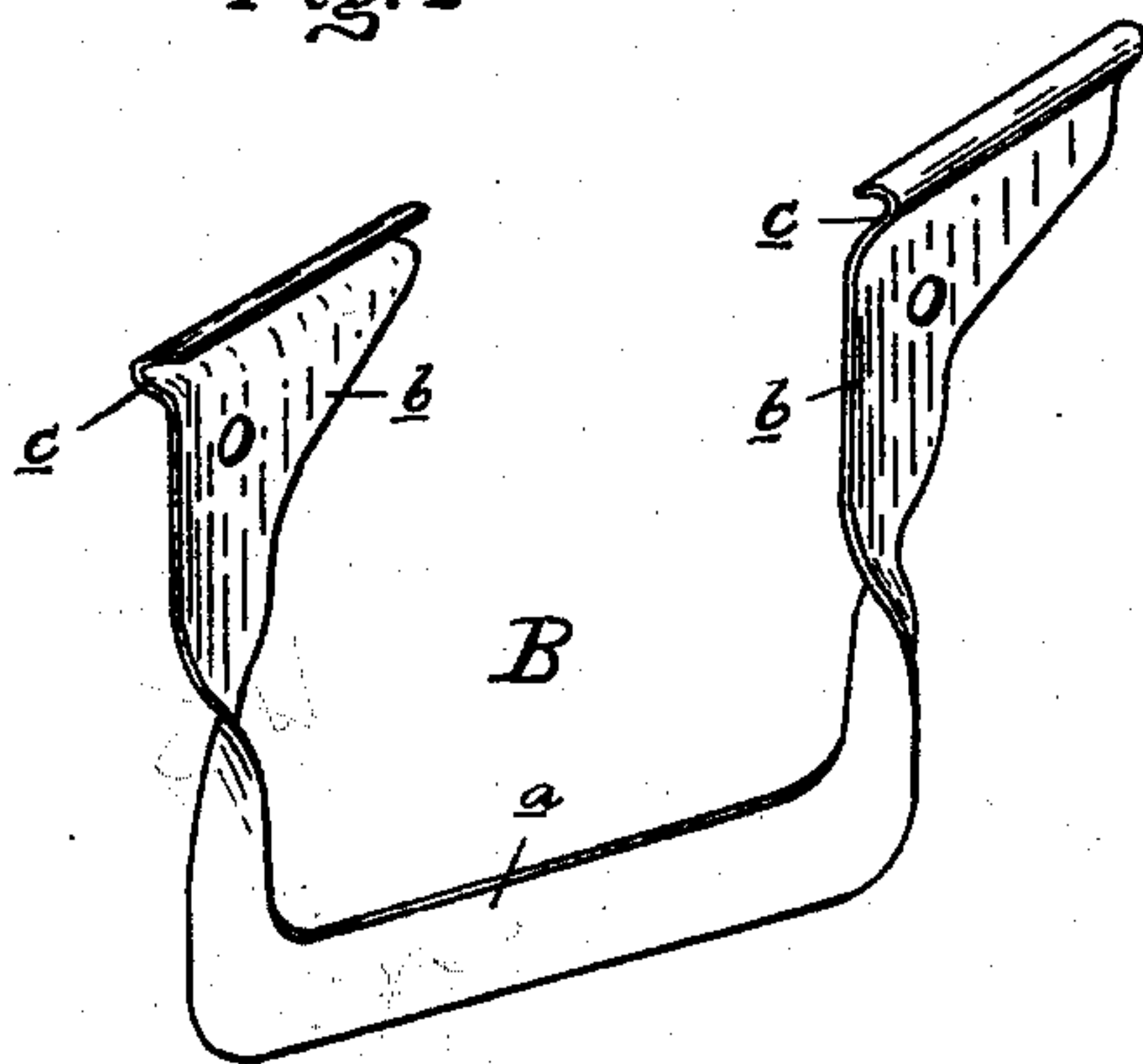


Fig. 2

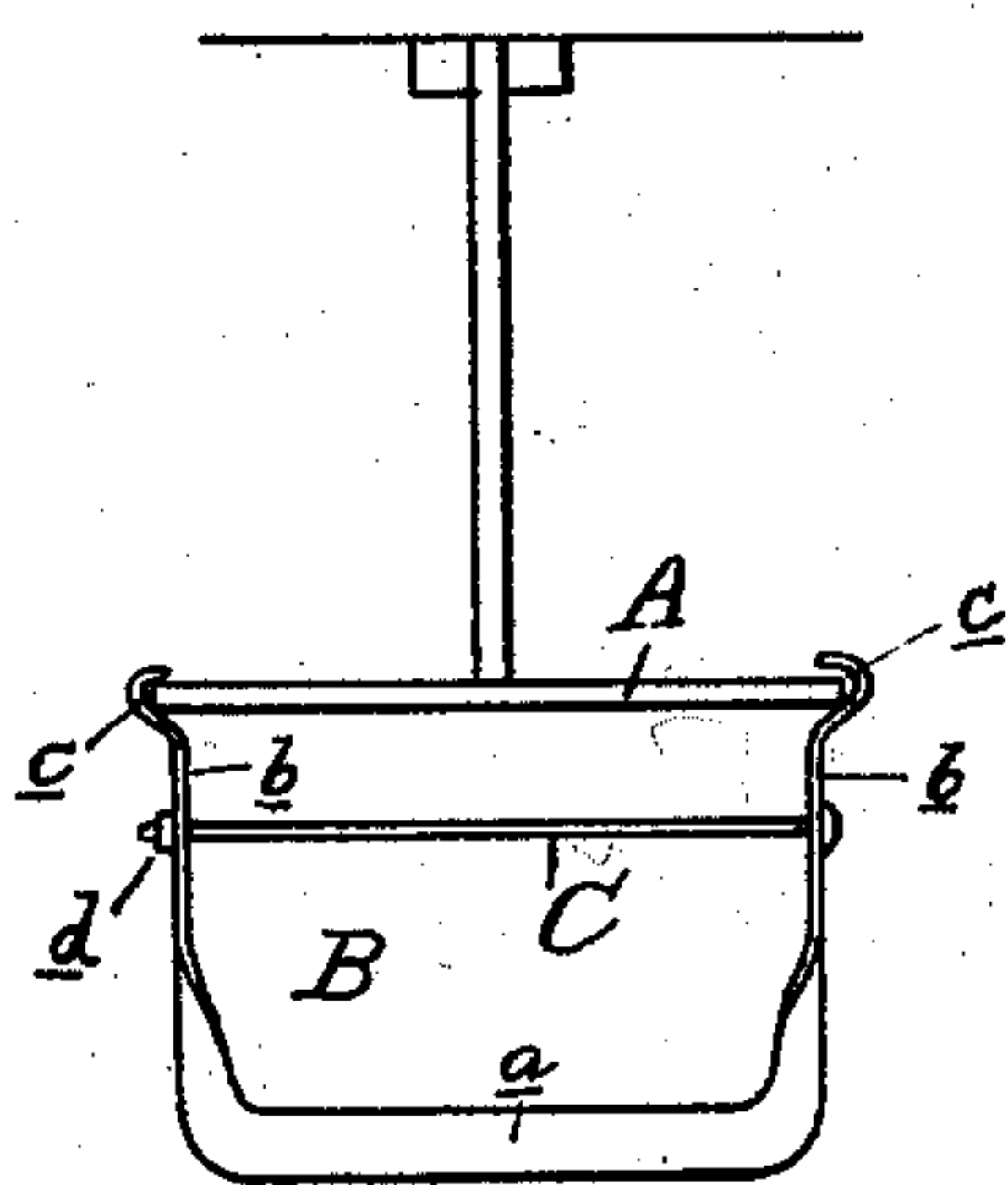
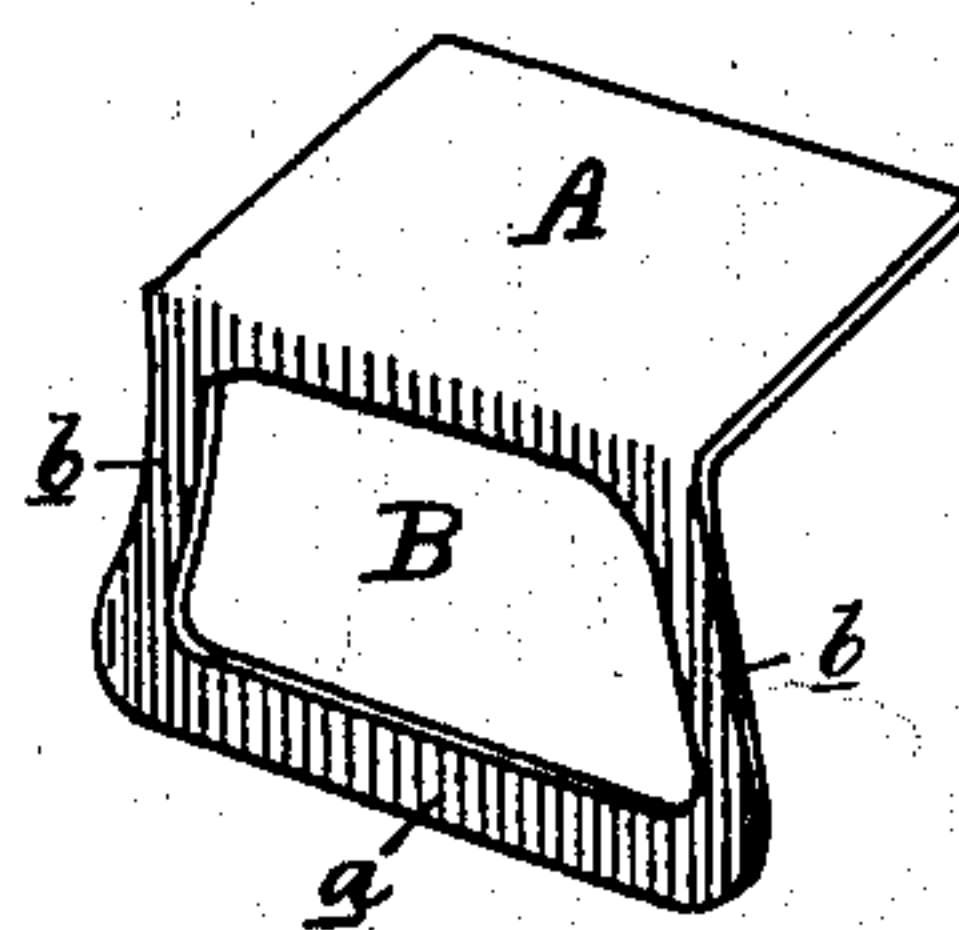


Fig. 3



Witnesses:

P. M. Hulbert,  
*[Signature]*

Inventor:

Oscar Zistel,

By *Thos. A. Sprague & Son.*  
Att'y.

# UNITED STATES PATENT OFFICE.

OSCAR ZISTEL, OF SANDUSKY, OHIO.

## SCRAPER ATTACHMENT FOR VEHICLE-STEPS.

SPECIFICATION forming part of Letters Patent No. 384,665, dated June 19, 1888.

Application filed September 17, 1887. Serial No. 249,984. (No model.)

*To all whom it may concern:*

Be it known that I, OSCAR ZISTEL, a citizen of the United States, residing at Sandusky, in the county of Erie and State of Ohio, have invented certain new and useful Improvements in Scraper Attachments for Vehicle-Steps, of which the following is a specification, reference being had therein to the accompanying drawings.

10 This invention relates to certain new and useful improvements in foot-scrapers for vehicles; and the invention consists in the peculiar construction and its combination with the steps of vehicles, all as more fully hereinafter described.

15 In the drawings which accompany this specification, Figure 1 is a side elevation, and Fig. 2 is a front elevation, of a foot-scraper detachably secured to a vehicle-step. Fig. 3 is a perspective view of a foot-scraper integrally formed with the vehicle-step.

20 A is a vehicle-step of ordinary construction. B is the foot-scraper, and C is a bolt for securing the same to the vehicle-step.

25 The foot-scraper B is preferably formed of metal integrally in one piece, with a lower horizontal scraper-bar, *a*, placed on edge, sharpened on top, and then with the ends turned up to form hangers *b*, which are provided at their upper ends with means for attaching them to the vehicle-step. This may be done, as shown in the drawings, by forming recesses *c* in the upper ends of the hangers, which recesses are adapted to engage with the sides of the carriage-step. By means of a bolt, C, which passes through the upper ends of both of the hang-

ers, the device is then secured to the carriage-step by screwing up the nut *d* on one end of the bolt. I do not intend to limit myself to construct the foot-scraper solely in this detachable form; but I also intend to manufacture it integral with the carriage-step, as it is obvious that the foot-scraper is intended to form a permanent fixture on the step.

40 In Fig. 3 I show a foot-scraper of the same character as in Figs. 1 and 2, but formed integrally with the step.

In practice, the foot-scraper being immediately below the step, as shown, it can be readily used by placing one foot first on the scraper and cleaning it, and then by placing said foot on the step to sustain the weight of the person the other foot is left free to perform the same operation.

55 What I claim as my invention is—

1. The combination, with a vehicle-step, of a foot-scraper consisting of a scraper-bar suspended by hangers below said step, substantially as described.

2. As a new article of manufacture, a foot-scraper for vehicle-steps, consisting of a scraper-bar formed integrally with hangers for suspending it below the vehicle-step, and means for securing such hangers to the edges of the step, substantially as described.

65 In testimony whereof I affix my signature, in presence of two witnesses, this 10th day of September, 1887.

OSCAR ZISTEL.

Witnesses:

G. STROBEL,  
CHARLES E. MCGREGOR.