

(No Model.)

B. F. CARTER.

PICKER STAFF CHECK FOR LOOMS.

No. 384,508.

Patented June 12, 1888.

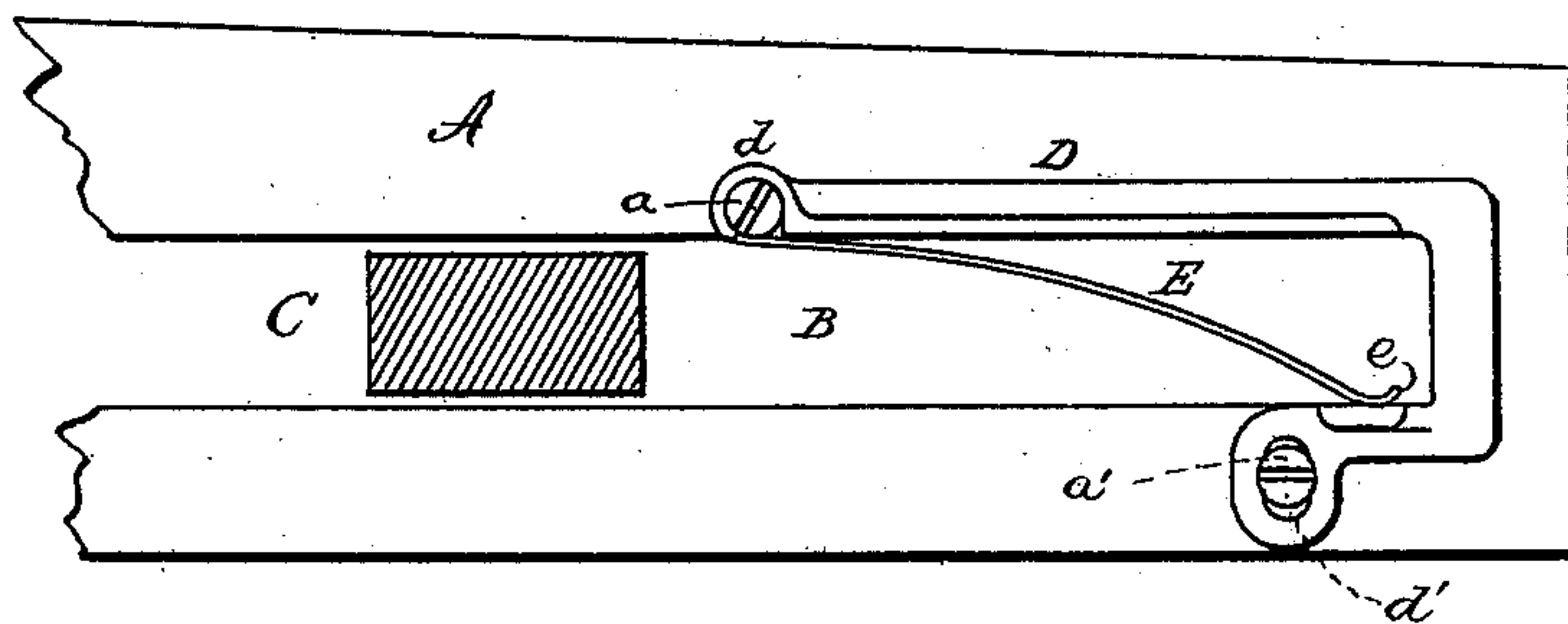


Fig. 1.

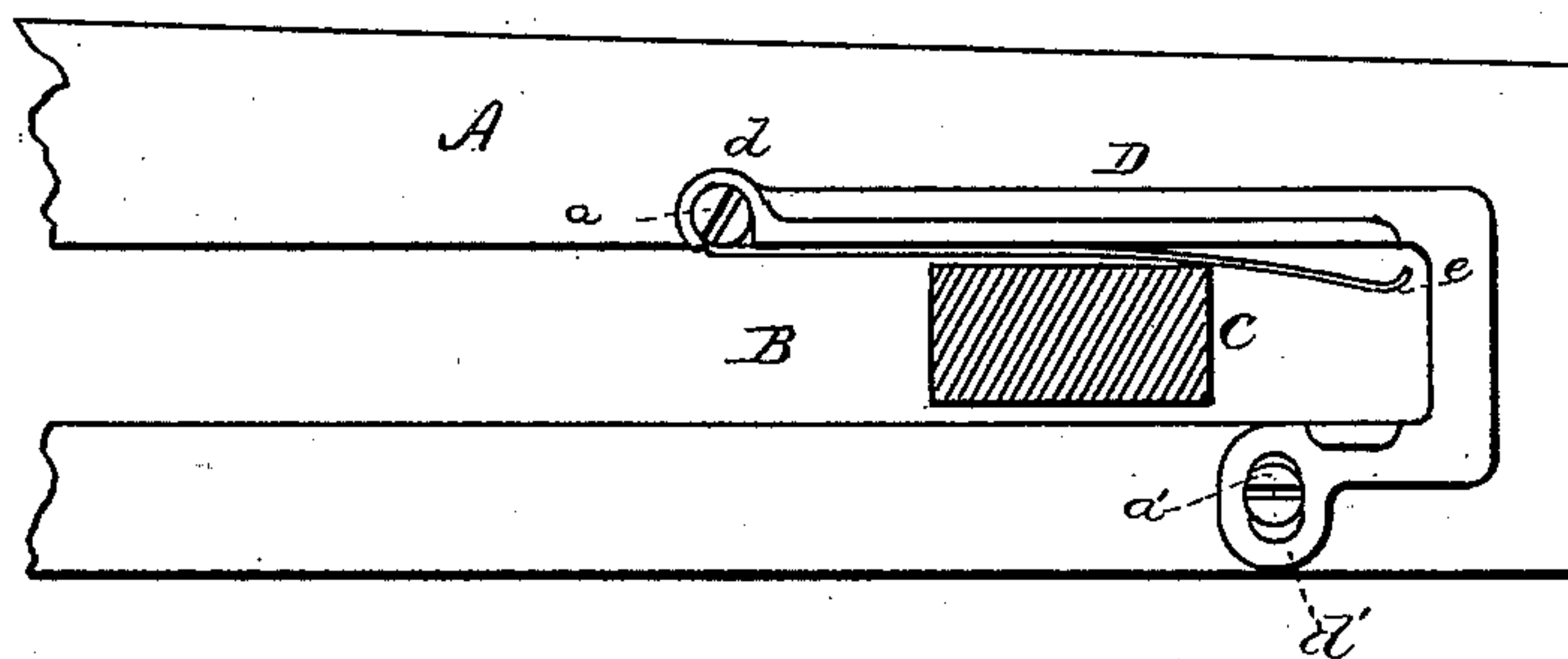


Fig. 2.

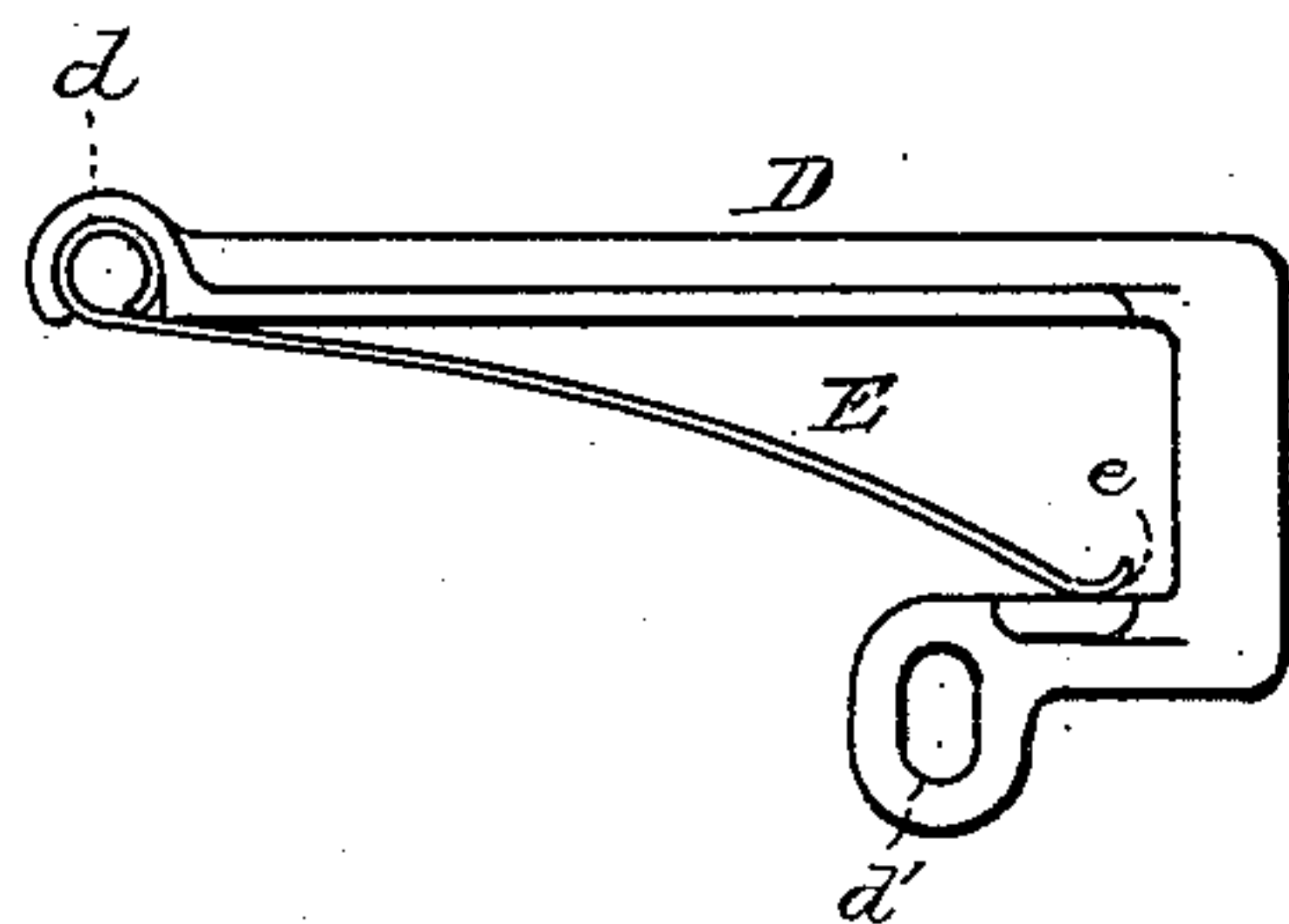


Fig. 3.

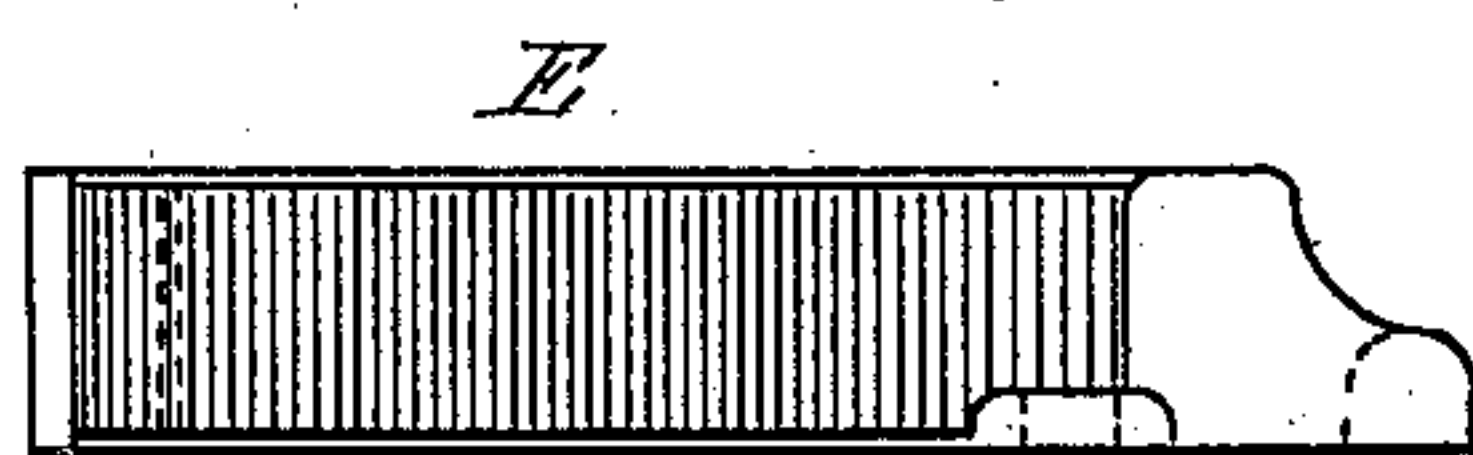


Fig. 4.

WITNESSES.

Philipp Masie
M. B. Harris

INVENTOR.

B. F. Carter.
by E. W. Anderson.
Attorney

UNITED STATES PATENT OFFICE.

BENJAMIN F. CARTER, OF WOONSOCKET, RHODE ISLAND.

PICKER-STAFF CHECK FOR LOOMS.

SPECIFICATION forming part of Letters Patent No. 384,508, dated June 12, 1888.

Application filed September 22, 1887. Serial No. 250,436. (No model.)

To all whom it may concern:

Be it known that I, BENJAMIN F. CARTER, a citizen of the United States, residing at Woonsocket, in the county of Providence and State of Rhode Island, have invented certain new and useful Improvements in Picker Staff Checks for Looms; and I do declare the following to be a full, clear, and exact description of the invention, such as will enable others skilled in the art to which it appertains to make and use the same, reference being had to the accompanying drawings, and to letters or figures of reference marked thereon, which form a part of this specification.

Figure 1 of the drawings shows the lay of a loom with the invention applied, the picker-staff being shown in elevation. Fig. 2 is a similar view. Fig. 3 is a detail view of the check. Fig. 4 is a detail side view thereof.

My invention relates to picker-staff checks for looms; and it consists in the construction and novel combination of parts, as will be hereinafter fully described, and pointed out in the claim.

The present device is an improvement over the picker-staff check for which Letters Patent were granted to me under date of September 28, 1886, No. 349,979.

The object of my invention is to provide a picker-staff check of simple construction, having a spring less rigid than in the former patent, and having no pivots or working parts that require oil.

Referring by letter to the accompanying drawings, A designates the lay-beam of a loom, and B is a guide slot located at one end thereof, and within which the picker-staff C works.

D shows a metal plate secured to the under side of the lay-beam and conforming somewhat to the outer end of the slot B. The longer arm of the plate D is provided at the end with a semicircular bearing, *d*, claspings the portion of the spring E that surrounds a pivot or screw-journal, *a*. The opposite or shorter arm of the

plate D is secured to the lay-beam on the opposite side of the slot by means of the screw *a'*, passing through the transverse slot *d'*. By means of the transverse slot *d'* and the set-screw *a'* the plate D may be slightly adjusted by swinging it upon the pivotal screw *d*, to lessen or increase the tension or bearing of the spring E upon the picker-staff.

E represents a flat metal spring, one end of which surrounds and is loosely fitted on the pivot or screw *a*. The opposite end rests normally against the inner surface of the short arm of the plate D, as shown at *e*.

C indicates the picker-staff, which may be of any well-known construction, and is shown in two positions, Figs. 1 and 2.

The spring E, being set on an angle to the stick or staff and across the slot, prevents the staff from rebounding or reacting on the shuttle, and it is well known that any rebounding or reaction prevents a uniform throw of the shuttle, and also has a tendency to break the cops and to stack the filling. A positive throw is given to the shuttle, and all heating from friction is avoided.

The device being of simple construction, there are no parts or joints to wear out or to require attention.

Having described my improvements, what I claim, and desire to secure by Letters Patent, is—

In combination with the lay of a loom, the plate D, having the semicircular bearing *d*, claspings the spring E, and having the short arm provided with the transverse slot *d'*, the screw *a'*, passing through said slot, the pivot *a*, and the spring having one end fitted on the pivot *a*, substantially as specified.

In testimony whereof I affix my signature in presence of two witnesses.

BENJAMIN F. CARTER.

Witnesses:

SAML. P. COOK,

GEO. W. SPAULDING.