

(No Model.)

G. E. MILBURN.
TRUNK TRAY AND FOLLOWER.

No. 384,379.

Patented June 12, 1888.

Fig. 1.

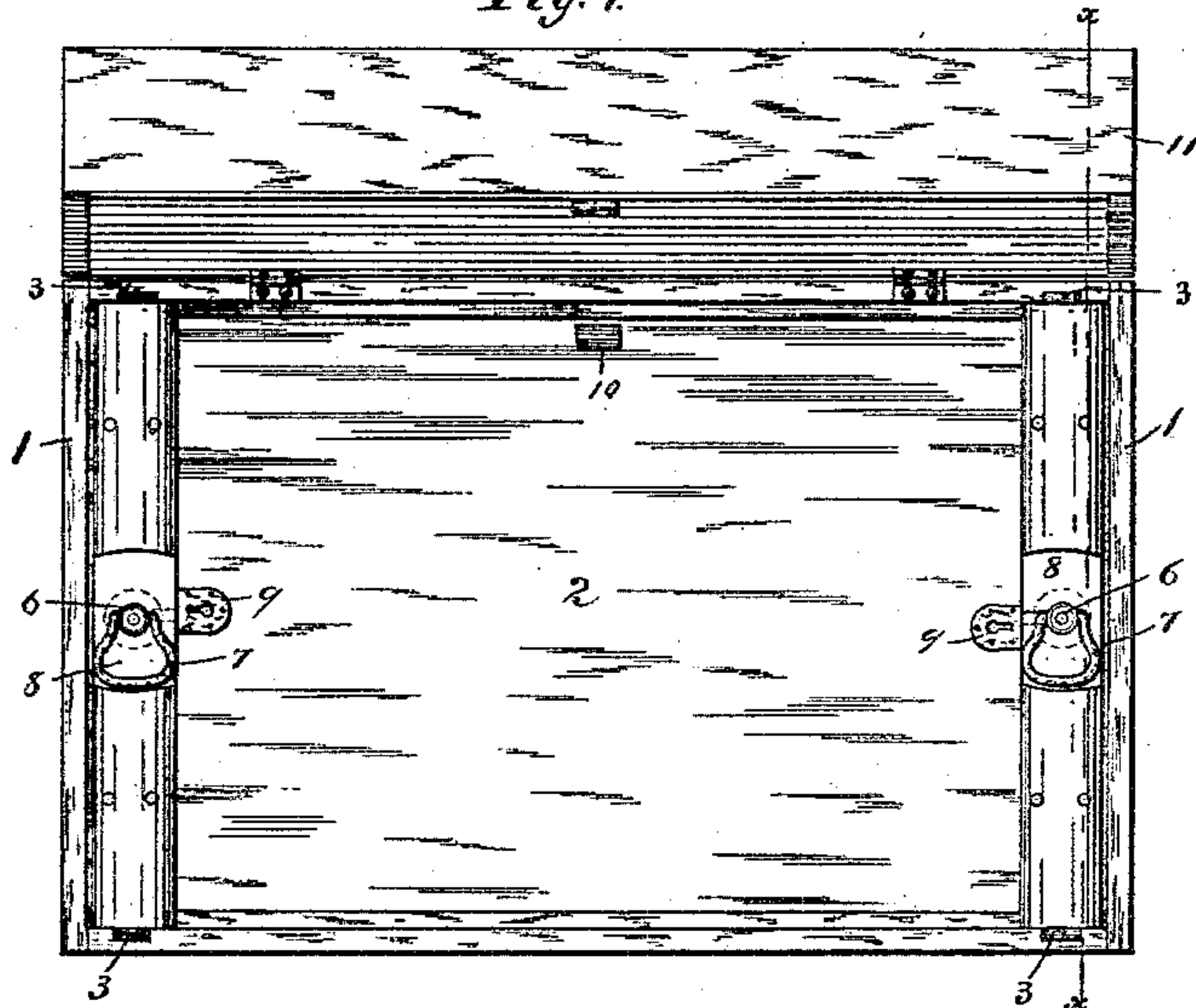


Fig. 3.

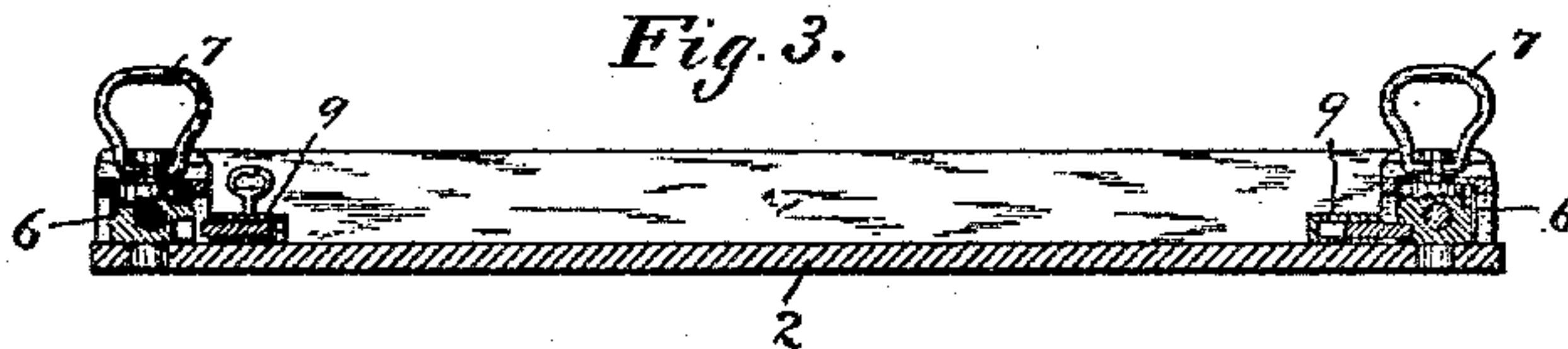
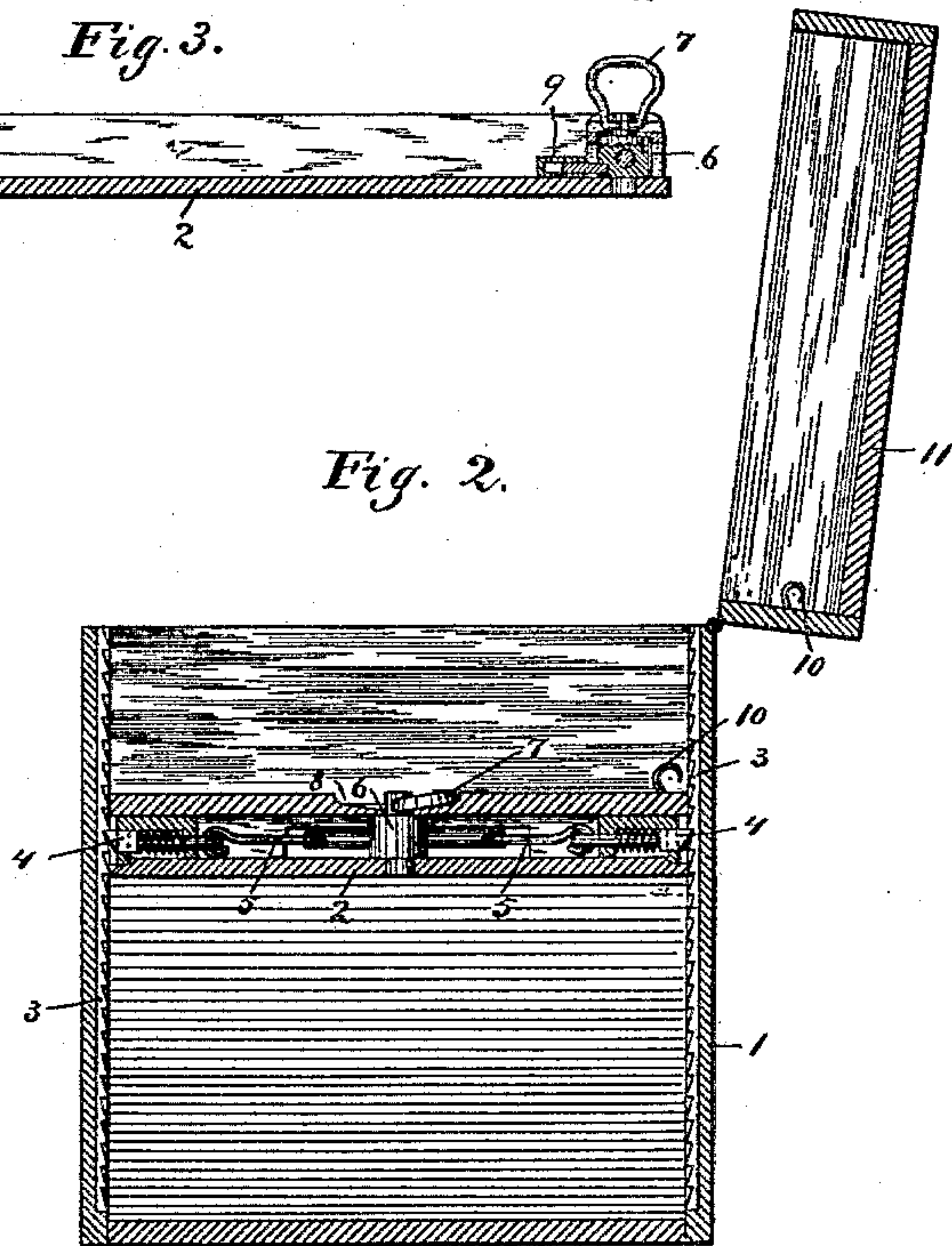


Fig. 2.



Witnesses.

J. Jessen.
A. M. Gaskell.

Inventor,

George E. Milburn.

By his Attorneys.

Paul, Sanford & Merwin.

UNITED STATES PATENT OFFICE.

GEORGE E. MILBURN, OF MINNEAPOLIS, MINNESOTA, ASSIGNOR OF ONE-
FOURTH TO THOMAS H. REEVES, OF SAME PLACE.

TRUNK TRAY AND FOLLOWER.

SPECIFICATION forming part of Letters Patent No. 384,379, dated June 12, 1888.

Application filed March 30, 1888. Serial No. 268,980. (No model.)

To all whom it may concern:

Be it known that I, GEORGE E. MILBURN, of Minneapolis, in the county of Hennepin and State of Minnesota, have invented certain new and useful Improvements in Trunk Trays and Followers, of which the following is a specification.

My invention relates to improvements in trunk trays or followers, and the object I have in view is to provide an adjustable tray or follower which may be fastened down upon the contents of the body of the trunk so as to hold them firmly in place, and yet which can be easily released and removed from the trunk.

In the accompanying drawings, forming a part of this specification, Figure 1 is a view of the trunk standing open and showing the tray fastened in the body of the trunk. Fig. 2 is a transverse vertical section of trunk and tray, showing the device for holding the tray in position. Fig. 3 is a horizontal vertical section of tray, showing the locking device in the tray.

In the drawings, 1 represents the body of the trunk; 2, the tray; 3, the ratchet-bar in the inside of the body of the trunk on each side and at either end, in which the spring catches 4 engage and hold the tray 2 from being withdrawn or crowded upward. The wire hook 5 connects the bolts of the catches with the pin 6, which is turned by the handle or ring 7, so as to draw back the catch 4, the ring 7, when dropped following and lying in the recess 8.

The lock 9, when the bolt is shot into the pin 7, holds it from being turned; but the lock-bolts being withdrawn permits it to turn freely and thus draw back the catch 4. The hooks 10 are adapted to hold the tray in the trunk-lid 11 when so desired.

A trunk fitted with these improvements may be filled to any desired height where the tray or follower can be pushed down upon the contents and hold them firmly in place, the spring-catches 4 engaging in the ratchet-bars 3 and preventing the tray from springing upward. The tray is instantly released by giving the rings or handles a slight turn, so as to free the catches, and the tray then may be lifted out. The tray can be locked in place, when so desired, so as to protect the contents beneath, though the trunk itself be open.

I claim as my invention—

The combination, with the trunk provided with the ratchet-bars 3, of the tray or follower 2, provided at each end with the spring-bolts adapted to engage said ratchet-bars, the rotary pins 6, connected with the bolts upon the opposite sides of the tray, and the lock-bolts 9, adapted to engage said pins 6 and keep them from turning, for the purpose set forth.

In testimony whereof I have hereunto set my hand this 24th day of March, 1888.

GEORGE E. MILBURN.

In presence of—

A. C. PAUL,
A. M. GASKELL.