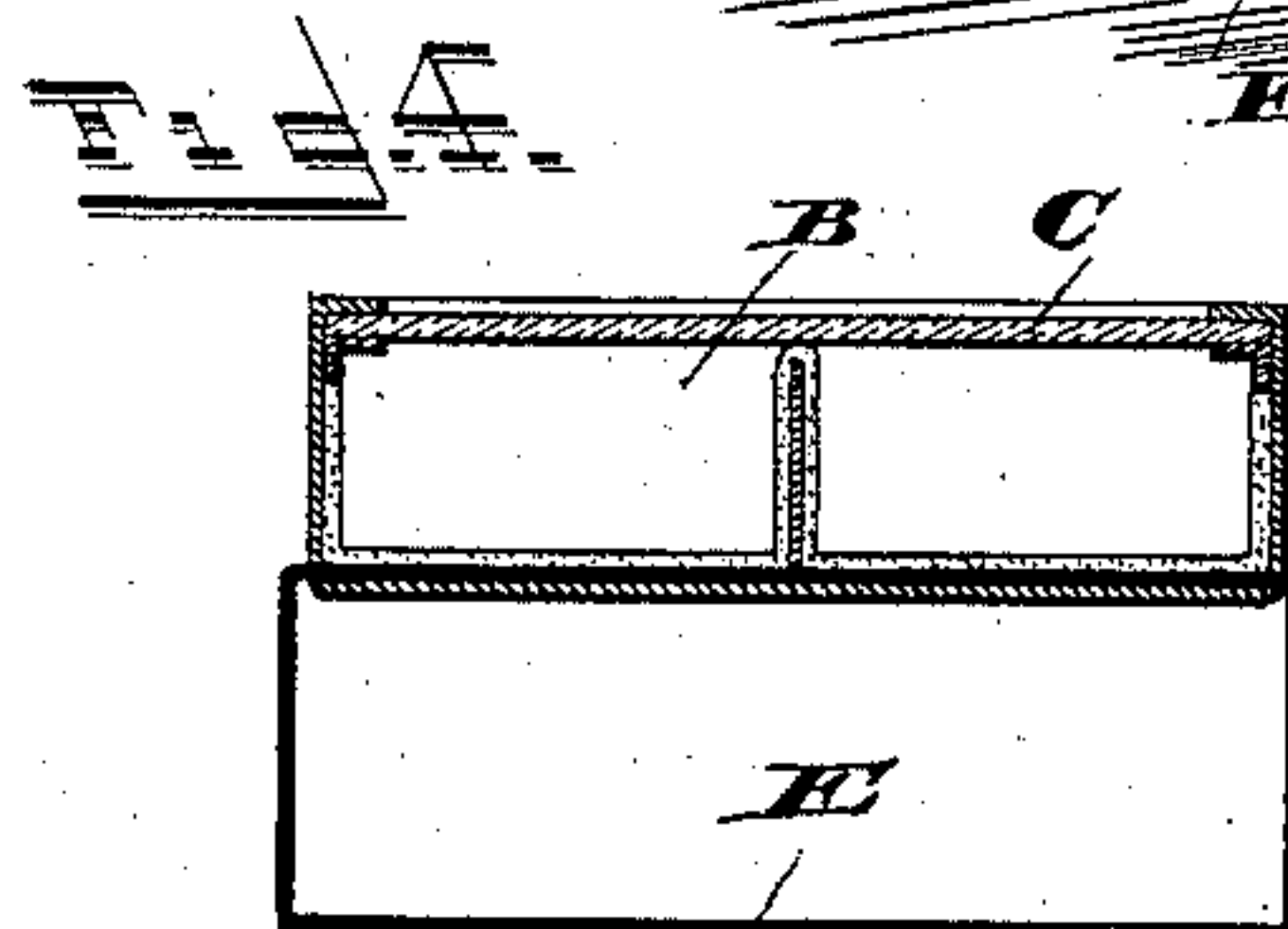
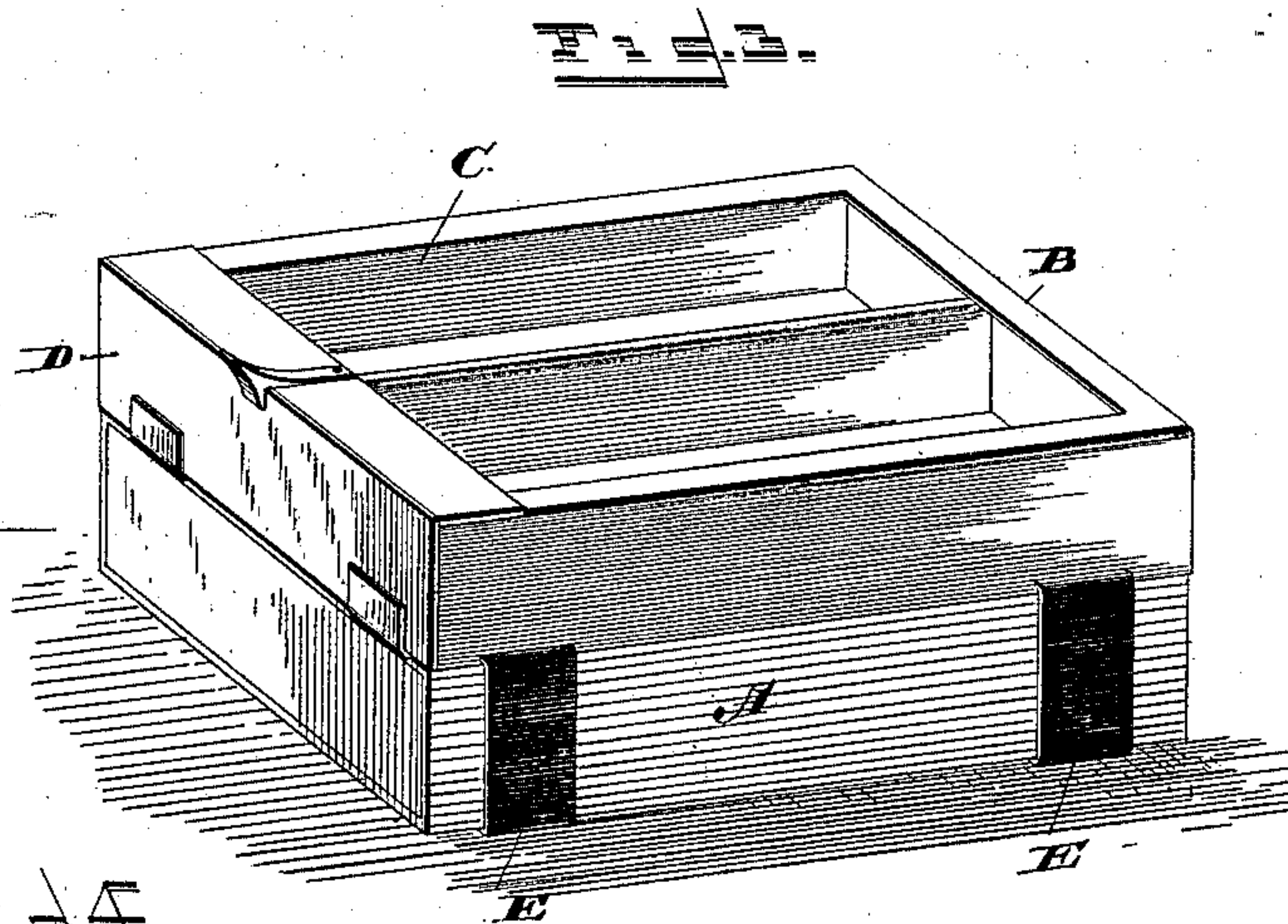
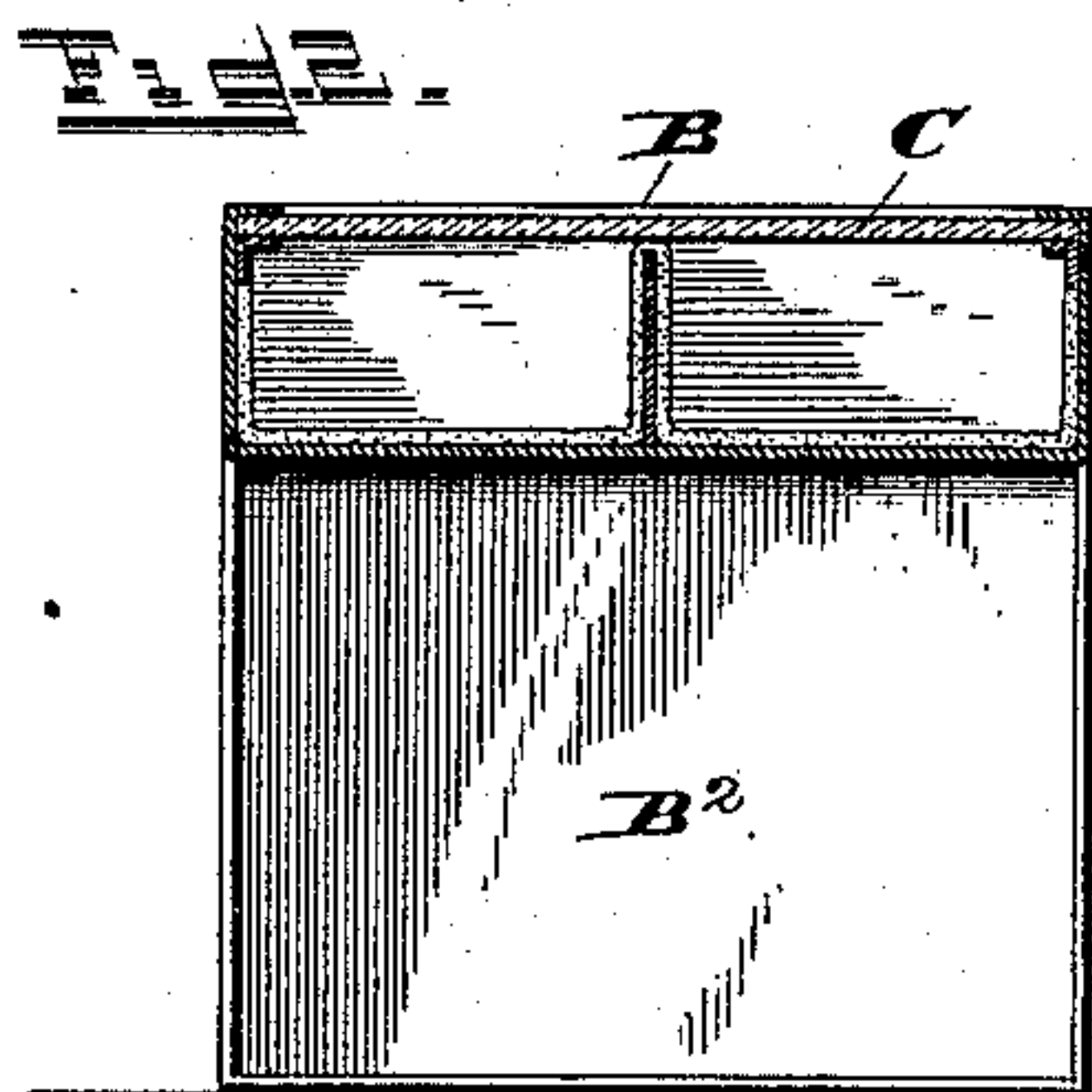
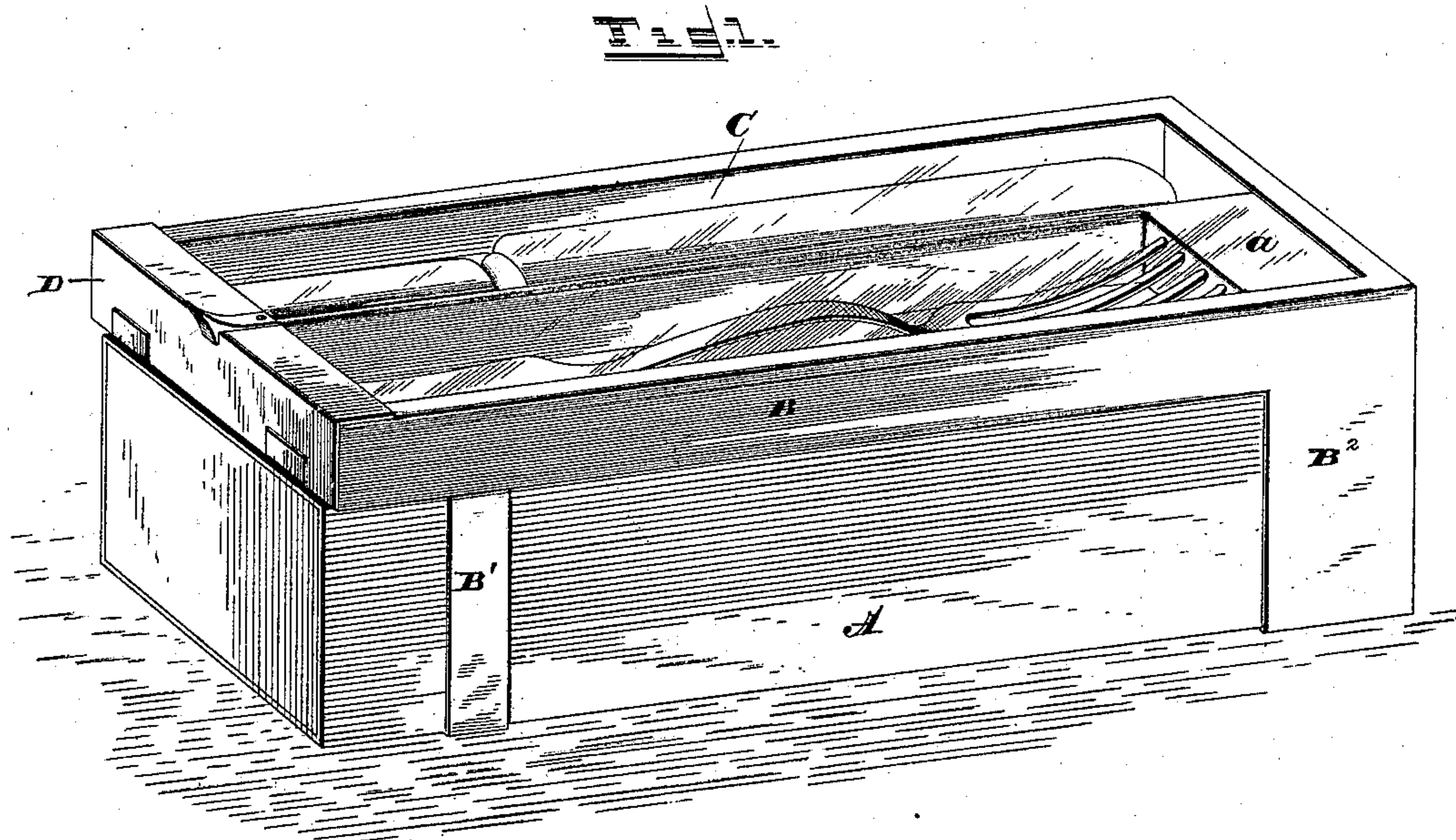


(No Model.)

E. A. NELMS.
SHOW CASE FOR CUTLERY.

No. 384,062.

Patented June 5, 1888.



WITNESSES.

L. S. Elliott.
M. Johnson.

Eugene A. Nelms.
INVENTOR.

[Signature]
Attorney.

UNITED STATES PATENT OFFICE.

EUGENE A. NELMS, OF ATLANTA, GEORGIA.

SHOW-CASE FOR CUTLERY.

SPECIFICATION forming part of Letters Patent No. 384,062, dated June 5, 1888.

Application filed March 8, 1888. Serial No. 266,569. (No model.)

To all whom it may concern:

Be it known that I, EUGENE A. NELMS, a citizen of the United States of America, residing at Atlanta, in the county of Fulton and State of Georgia, have invented certain new and useful Improvements in Show-Cases for Cutlery; and I do hereby declare the following to be a full, clear, and exact description of the invention, such as will enable others skilled in the art to which it appertains to make and use the same, reference being had to the accompanying drawings, and to letters or figures of reference marked thereon, which form a part of this specification.

My invention relates to certain new and useful improvements in boxes for exhibiting cutlery, the object of the same being to provide a receptacle for cutlery through which the article to be exhibited can be seen, said receptacle being provided with means for connecting thereto another box or receptacle adapted to contain the same class of articles placed in the exhibiting-case.

My invention further consists in the construction and combination of the parts, as will be hereinafter fully set forth, and specifically pointed out in the claims.

In the accompanying drawings, which illustrate my invention, Figure 1 is a perspective view. Fig. 2 is a sectional view. Fig. 3 is a perspective view of a modification of my invention, and Fig. 4 is a sectional view of the same.

In the accompanying drawings, A refers to an ordinary packing-box for cutlery, as knives and forks, said boxes or receptacles usually consisting of an outer casing or cover having an inner box within which the goods are placed.

B refers to the exhibiting-case, which may be constructed of sheet metal or other suitable materials, this receptacle being provided with a glass or transparent top, C, and at one end with a hinged door, D. This receptacle B is preferably divided into longitudinal compartments, which are lined with a suitable material, as felt, velvet, or chamois skin. One of the compartments may be of less length than the one adjacent thereto, and the space which is occupied by a block or filling, as shown at *a*, can be used for placing the price-tag thereon. The receptacle B, at one of its ends, may have depending portions which

form side, bottom, and rear walls, the whole forming a socket within which the end of the box A will fit, while the front portion is provided with a rigid band, B', which will extend around the sides and bottom of the box A. The socket B² and band B' can be suitably attached or formed from sheet metal when the receptacle B is being made. The glass or top of the receptacle B is held in grooves formed at the top of the receptacle by overturning the edges thereof, thus providing brackets at suitable intervals, and the central partition wall or walls of the receptacle B are of such height that the lining will bear upon the glass and support the same centrally.

For small boxes I may provide the receptacle B with flexible or elastic bands E, which will encircle the packing-box and hold it thereto. When such construction is employed, these bands can be sprung over the receptacle and holding the packing-case above the glass to lessen its liability of breaking in transportation.

By means of this device cutlery and other similar articles can be displayed, and may be removed from the receptacle for close examination without disturbing the contents of the packing-case.

The advantages of this device will be readily apparent to every dealer in cutlery, one being to prevent rusting and tarnishing occasioned by customers handling the goods.

The receptacle B may be provided with a sliding compartment, which may be removed either from the end or side of the receptacle. The top may be hinged to either the side or end of the exhibit-case.

I do not wish to limit myself to the precise construction shown in the drawings, but may modify my invention as above suggested without departing from the spirit of my invention and claims.

I claim—

1. A device for exhibiting cutlery, consisting of a shallow sample box or receptacle having a transparent top and a closed bottom and clasp bands secured to said bottom adapted to engage and retain an independent packing-box in connection with said sample box or receptacle, as set forth.

2. A device for exhibiting cutlery, consisting of a shallow sample box or receptacle hav-

ing a transparent top and a closed bottom, and provided with longitudinal compartments, and the interior made accessible by a hinged door at one end, and bands attached to the bottom of said sample-box adapted to encircle and hold an independent packing-case in removable connection with the sample-box, as set forth.

3. In combination with a packing-box, A, a display or exhibiting case having bands secured thereto for connecting the cases removably to each other, the display-case being provided with longitudinal compartments, which are suitably lined, and a door, one of said compartments being of less length than the adjacent one to provide a space for the reception of a label, substantially as shown, and for the purpose set forth.

4. In combination with the packing-box A, a shallow receptacle having a transparent top,

and at one end a socket, the opposite end being provided with a band adapted to encircle the packing-box, substantially as shown, and for the purpose set forth.

5. As an improved article of manufacture, a sample or display receptacle having an open top with a transparent covering and accessible interiorly by means of a hinged door at one end thereof, and attaching-bands on the bottom of said sample or display receptacle adapted to encircle and retain a containing packing-case in removable connection with the sample-box, as set forth.

In testimony whereof I affix my signature in presence of two witnesses.

EUGENE A. NELMS.

Witnesses:

W. J. WOOD,
C. L. NEAR.