

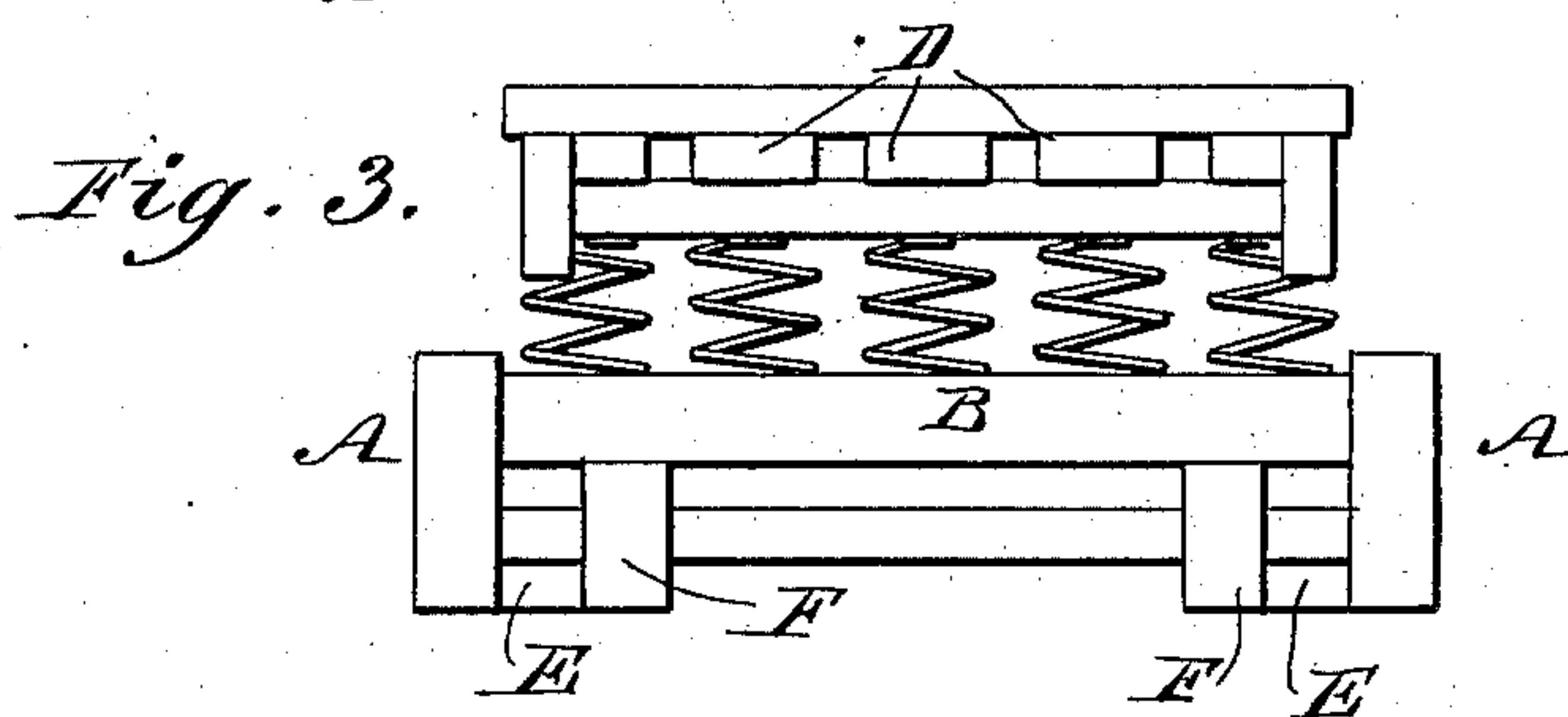
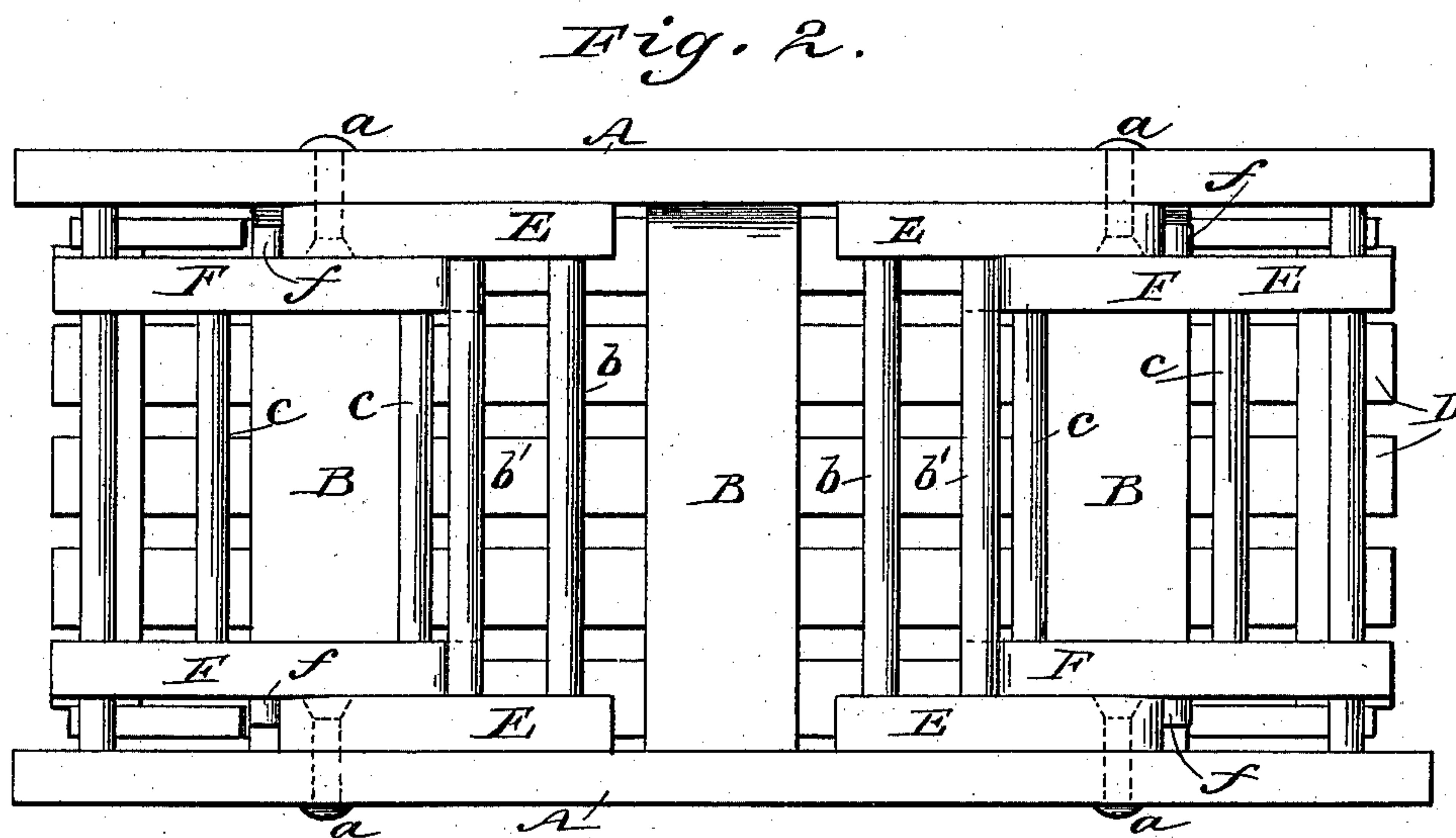
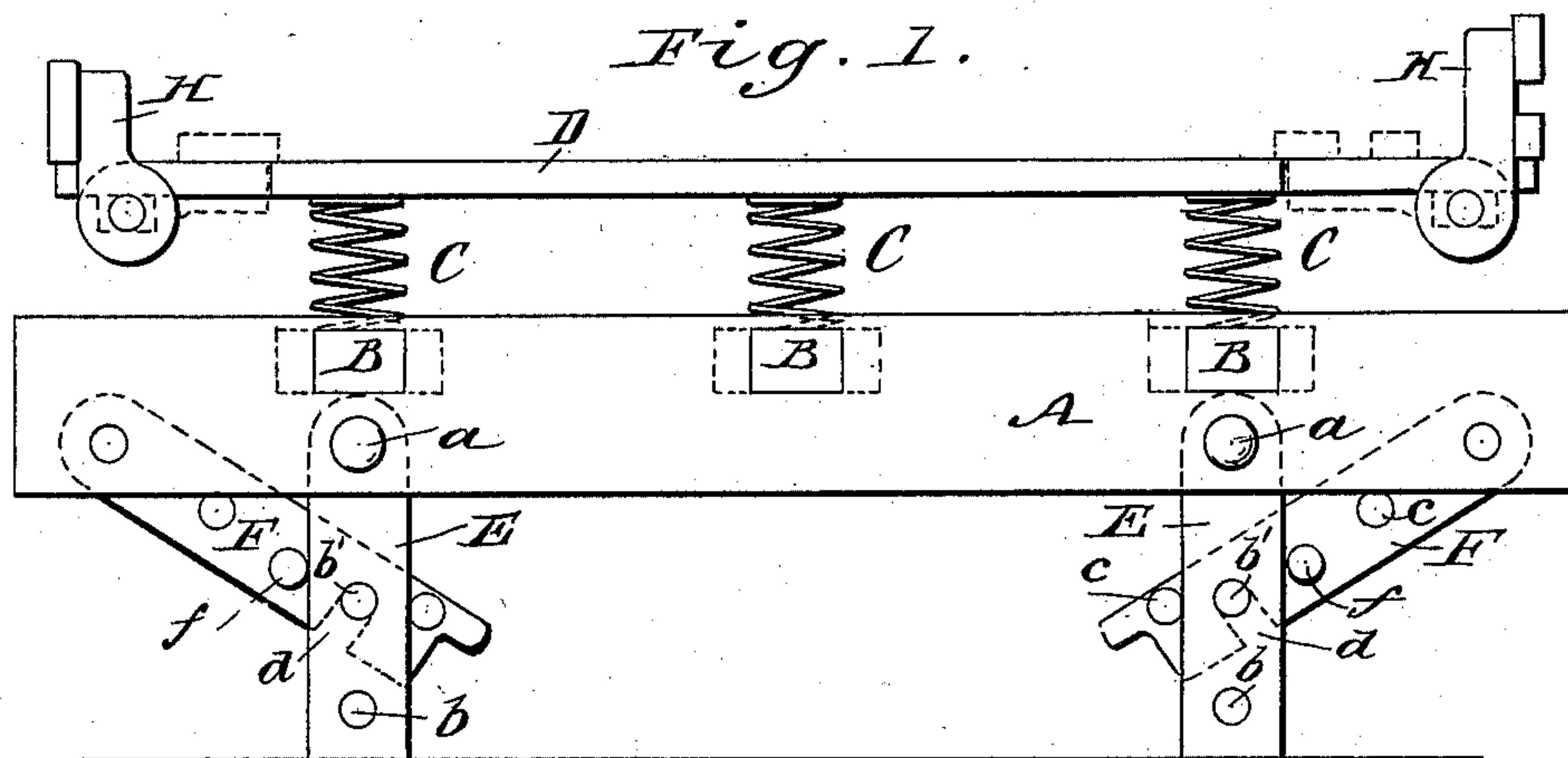
(No Model.)

J. C. PORTER.

FOLDING COT.

No. 383,985.

Patented June 5, 1888.



WITNESSES:
John B. Deemer
C. S. S. S. S.

INVENTOR:
J. C. Porter
BY *Munn & Co.*
ATTORNEYS.

UNITED STATES PATENT OFFICE.

JOHN C. PORTER, OF NEW YORK, N. Y.

FOLDING COT.

SPECIFICATION forming part of Letters Patent No. 383,985, dated June 5, 1888.

Application filed November 29, 1887. Serial No. 256,399. (No model.)

To all whom it may concern:

Be it known that I, JOHN C. PORTER, of the city, county, and State of New York, have invented a new and Improved Folding Cot, of which the following is a full, clear, and exact description.

Reference is to be had to the accompanying drawings, forming a part of this specification, in which similar letters of reference indicate corresponding parts in all the figures.

Figure 1 is a side elevation of my new folding cot as it appears when set up for use. Fig. 2 shows the bottom of the cot folded, and Fig. 3 is an end view of the cot folded.

The invention will first be described in connection with the drawings and then pointed out in the claim.

The main frame of the cot is composed of the side pieces, A A, secured together by cross-pieces B B. These cross-pieces B B support the coiled springs C C, which support the slats D D.

E E represent the folding legs. These are pivoted to the side pieces, A, by the bolts *a a*, and are secured together in pairs at each end of the cot by the rounds or rods *b b'*.

F F represent holding-arms pivoted to the side pieces, A, and notched at *d* to engage with the rounds *b'*, for holding the legs E in upright position, as shown in Fig. 1. The arms F are held together in pairs at each end of the cot by the rounds *c c*, and in the outside of each arm is formed a stud, *f*, which

serves as a stop to the legs E, to prevent them from being swung outward beyond a vertical position.

When the cot is folded, the legs E and holding-arms F lie flat against the bottom of the cot, and when it is desired to arrange the cot for use it is only necessary to press the legs and holding-arms downward and engage the notches *d* with the rounds *b'* of the legs.

The ends of the slats D are provided with the folding head and foot braces H H.

By constructing the cot as described the same is cheap, strong, and practical, and when folded occupies very small space, and the slats are supported directly by the springs.

Having thus described my invention, what I claim as new, and desire to secure by Letters Patent, is—

In a folding cot, the main frame composed of the side beams, A A, cross-bars B B, supporting the springs and the slats held upon the same, and the folding legs E, pivoted to the side bars, A, and provided with the rounds *b'*, in combination with the holding-arms F, each pivoted to the main side bars, A, on a line with the pivots of the legs E, and notched at *d*, and provided with the stop-pins *f* between the notch *d* and the pivot of the holding-arms, substantially as described.

JOHN C. PORTER.

Witnesses:

HENRY L. GOODWIN,
C. SEDGWICK.