

(No Model.)

R. R. GAREAU.  
OFFICE INDICATOR.

No. 383,393.

Patented May 22, 1888.

Fig. 1

Fig. 1 is a large office indicator board. At the top center is a clock face. Below the clock is a decorative arch. The board itself is a large rectangle with a grid of 48 rows and 12 columns. The columns are labeled: 'CARDS', 'C', 'D', 'E', 'F', 'G'. The rows are numbered 1 to 48. Each row contains a card number, a name, and a time slot. The time slots are labeled 'A.M.', 'Hrs.', and 'P.M.'. The board is also labeled 'B' and 'D'.

Fig. 3

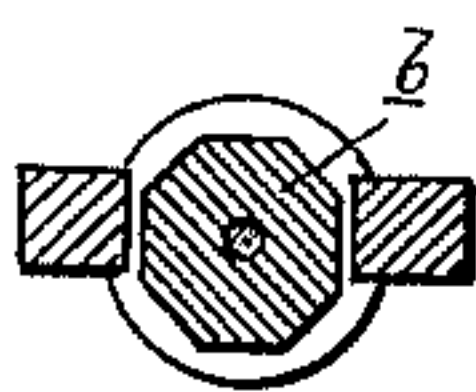


Fig. 4

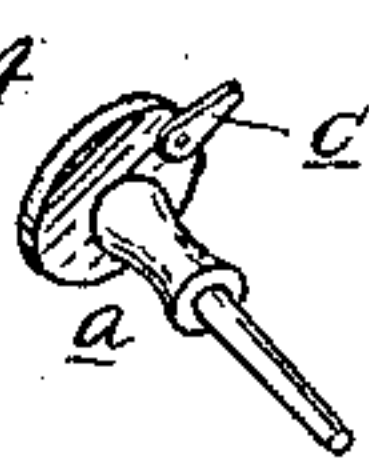
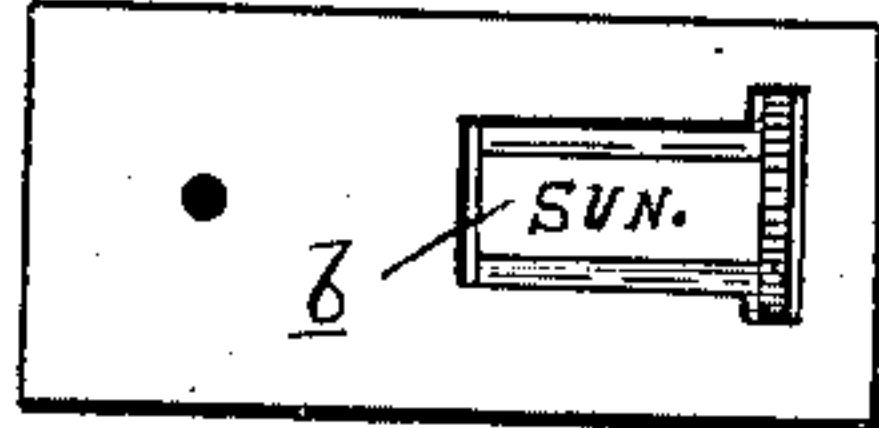


Fig. 2



Witnesses:

P. M. Hulbert,  
*[Signature]*

Inventor:

Roch R. Gareau.

By Thos. S. Sprague & Son.  
Att'y.



# UNITED STATES PATENT OFFICE.

ROCH R. GAREAU, OF DETROIT, MICHIGAN, ASSIGNOR OF ONE-HALF TO  
PHILIP JOHN BEAUBIEN, OF SAME PLACE.

## OFFICE-INDICATOR.

SPECIFICATION forming part of Letters Patent No. 383,393, dated May 22, 1888.

Application filed October 22, 1887. Serial No. 253,074. (No model.)

*To all whom it may concern:*

Be it known that I, ROCH R. GAREAU, a citizen of the United States, residing at Detroit, in the county of Wayne and State of Michigan, have invented certain new and useful Improvements in Office-Indicators, of which the following is a specification, reference being had therein to the accompanying drawings.

This invention relates to new and useful improvements on indicators, and the object of the invention is to provide public buildings with a convenient device by means of which every occupant or employé in an office in such building may, on entering or departing, indicate his absence or presence, or time of return, for the convenience of those wishing to see him without the necessity of mounting to his office, and thereby save time and trouble.

To this end the invention consists of a numbered register of all such occupants or employés, arranged for convenient access and display to effect the purpose designed, all as more fully hereinafter set forth.

Figure 1 is an elevation of my device. Figs. 2, 3, and 4 are details specially hereinafter referred to and indicated by letters of reference.

In the accompanying drawings, which form a part of this specification, A is a frame of preferably ornamental shape to attract attention, and within said frame, on a suitable background, are made the series of divisions and spaces shown, and wherein the first column (marked B) forms a series of compartments for the reception of cards which may be therein deposited by the caller. The next column, C, contains a series of plates provided with the office-numbers of the building, and in line with each number a corresponding number is inscribed or fixed to a movable button or tack, *a*, the shank of which is detachably secured in any suitable manner, such as providing the button with a shank adapted to engage into a hole in the plate. The column D contains a series of name-plates corresponding to the office-numbers.

The columns C and D may be repeated on the board if the space of one column is not sufficient to receive the names of all the occupants, and, if desired, the same number of

office may appear as often as required to give other occupants like display. The columns C and D are suitably headed by an inscription indicating their purport. The column E, following after the last column, D, is divided into divisions corresponding to the preceding ones, and each is provided with a holding device for the movable button *a*, when required in the operation of the device to transfer that button from its normal position in the column C into this rubric.

Besides the holding device, each rubric contains a day-indicator, preferably constructed as shown in Fig. 2, which shows it in elevation, and Fig. 3, which shows it in section, and wherein *b* is an eight-sided prism pivotally secured, so as to display one of its sides through an opening in the plate. Seven of the sides of the prism are inscribed with the name of the day, and the eighth is blank, all so arranged that by turning the prism any one side may be displayed. This column E is repeated as often as required, to furnish one division for every name, and is headed "A. M." to indicate the forenoon. After the column or columns E a column, F, is formed divided in rubrics corresponding to the divisions of the other columns, and inscribed with the hours or subdivisions of hours in regular order of time, as shown. This column is headed by the word "Hour" or an abbreviation thereof. Following the column F are one or more columns, G, arranged and constructed like the columns E, except that they are headed "P. M.," meaning the hours after noon. The columns E, F, and G are preferably headed with the inscription "Will return at."

In practice, suppose No. 6 on the index wants to have his absence from the office and intended return at 2:30 p. m. displayed on the board, he takes the movable button opposite his name in the column C out of its normal position and places it in the column G in horizontal line with the division which displays the hour stated, thus indicating at once to a caller his absence from the office and the time of his intended return. Should such absence occur during the day he displays the blank side of the day-indicator next to his button, and if



such absence should extend to a succeeding day, he turns such day-indicator until the proper and desired day is displayed, and so on with the others, as indicated by the buttons in said column G. I preferably, however, provide each button with a little folding arm or hand, *c*, which, in order to call special attention to an absence extending over one or more days, is then unfolded to point particularly to the day-indicator, as shown in column G, on the button displayed therein. On the return of the owner of the button, in passing the board on his way to his office he restores the button to its normal position and examines his individual card-receptacle for evidences of visitation.

I do not claim, broadly, a frame divided into a plurality of columns, one or more of which is used for names and another to receive a pin to designate the desired number, for I am aware that such has heretofore been proposed; but such devices have not been adapted for the use for which mine is intended. By my construction the hour and day at which the absentee will return can be readily ascertained. One can also tell whether a certain inmate of the house is out or not.

What I claim as my invention is—

1. In an indicator of the kind described, the frame provided with a plurality of columns, one forming card-receptacles, another a name-plate column, and another a number-column,

with spaces opposite the numbers having holes, combined with removable indicating-pins in said holes, substantially as described.

2. In an indicator of the kind described, a frame provided with a plurality of subdivided columns, one column forming a number-column, another a name-column, and another a time-indicating column, and a column, E, bearing marks indicating divisions of the day, combined with a removable indicating-pin, as set forth.

3. In an indicator of the kind described, a frame provided with a plurality of subdivided columns, one provided with numbers and corresponding spaces provided with holes, a column denoting hours and provided with holes and a day-indicator, combined with a removable indicating-pin, substantially as and for the purpose specified.

4. In an index of the kind described, the column E, having holding devices and day-indicator, in combination with the movable button *a*, provided with the folding arm *c*, all substantially as described.

In testimony whereof I affix my signature, in presence of two witnesses, this 10th day of October, 1887.

ROCH R. GAREAU.

Witnesses:

PHILIP JOHN BEAUBIEN,  
H. S. SPRAGUE.