

(No Model.)

J. S. CUSSON.
SWEAT PAD FASTENER.

No. 383,388.

Patented May 22, 1888.

Fig. 1.

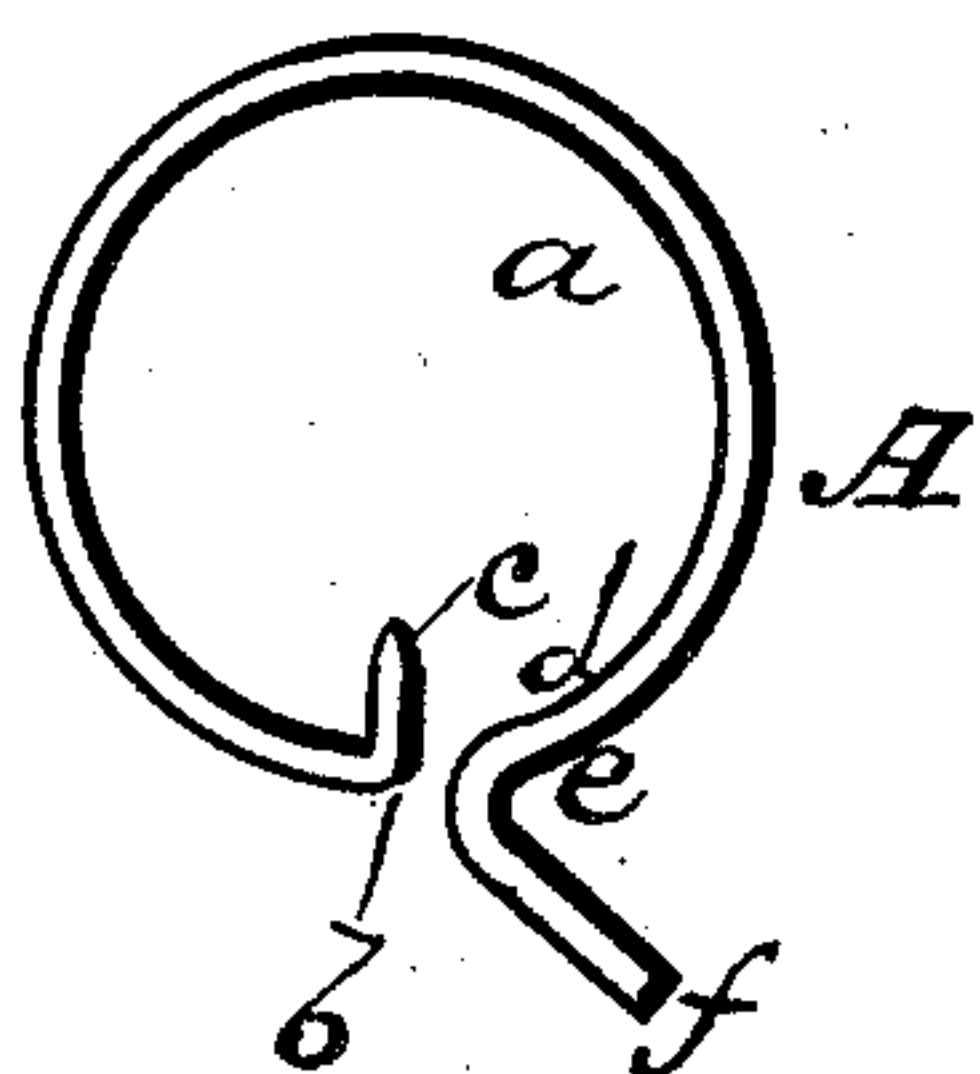


Fig. 2.

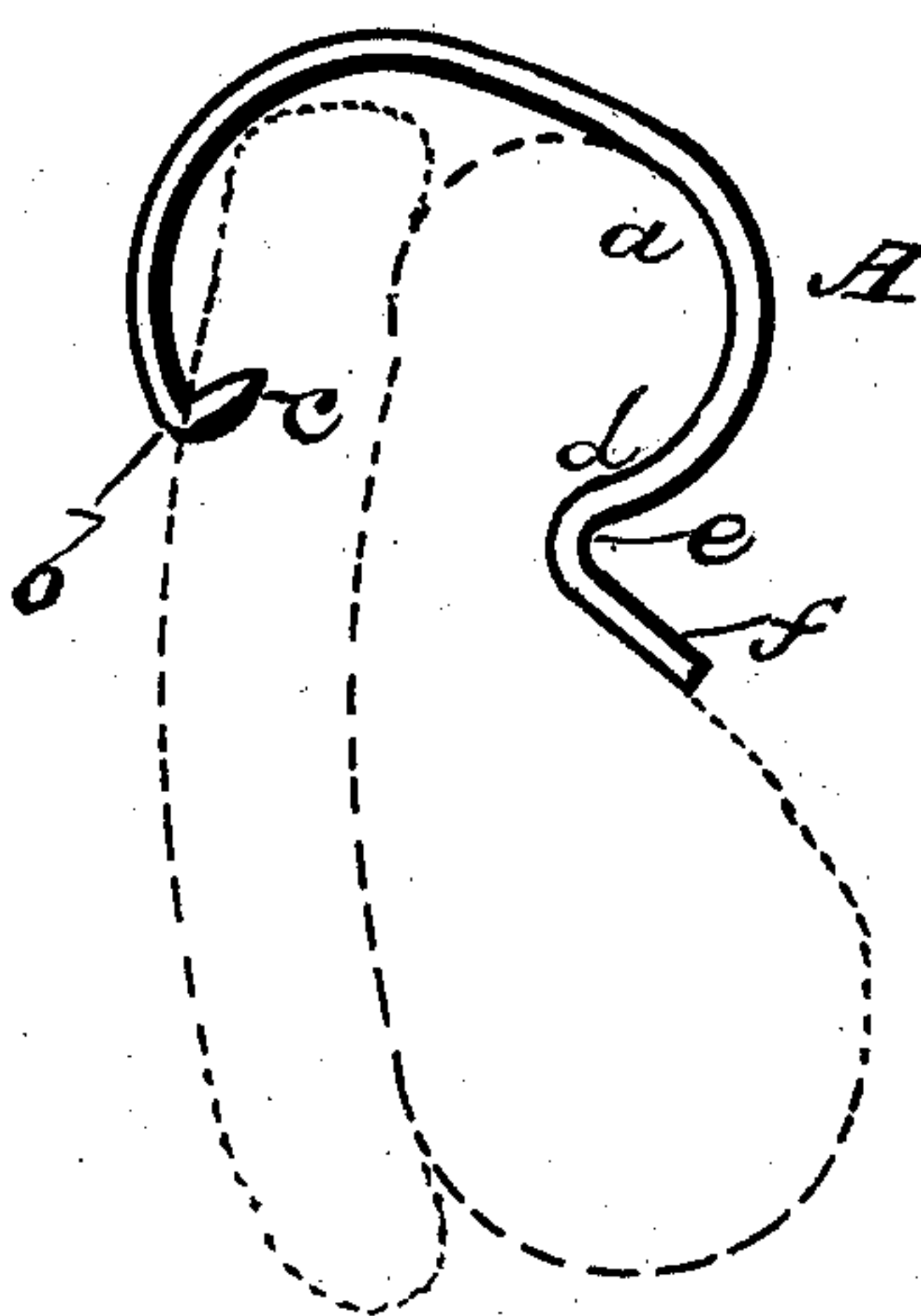


Fig. 3.

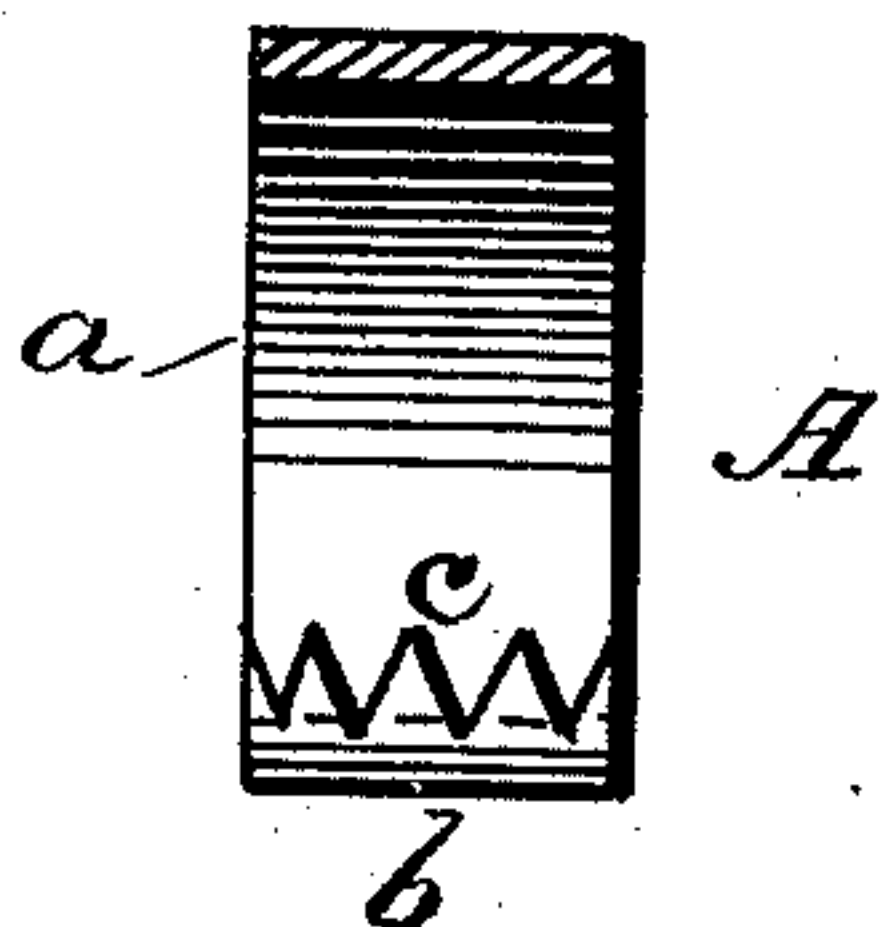
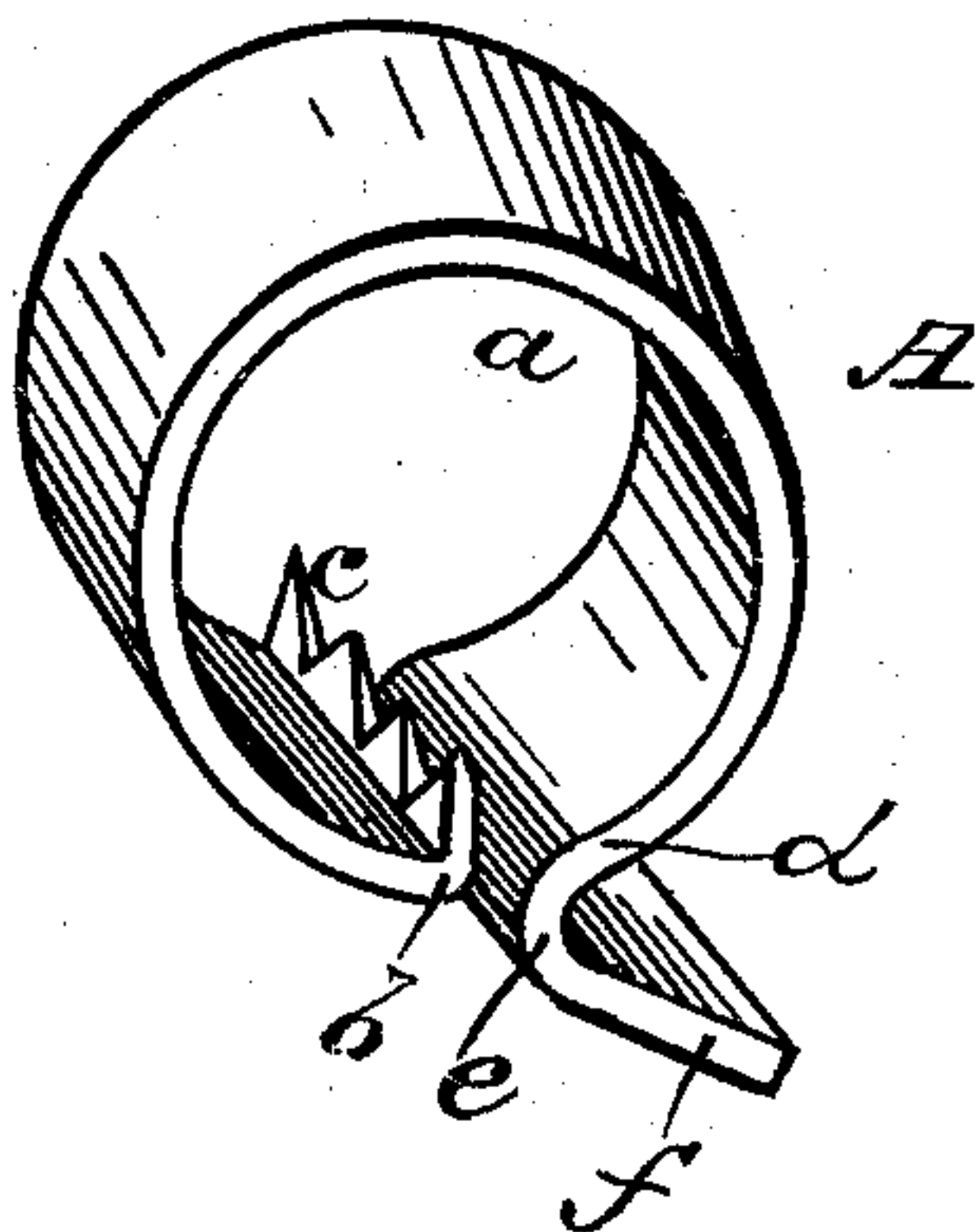


Fig. 4.



WITNESSES

Jas A. Martine
R. R. Ransom

INVENTOR,

J. S. Cusson
by E. H. Bates
Attorney.

UNITED STATES PATENT OFFICE.

JAPHET S. CUSSON, OF DE KALB, ILLINOIS, ASSIGNOR OF TWO-THIRDS TO
JOSEPH F. GLIDDEN AND CHASE E. GLIDDEN, OF SAME PLACE.

SWEAT-PAD FASTENER.

SPECIFICATION forming part of Letters Patent No. 383,388, dated May 22, 1888.

Application filed March 7, 1888. Serial No. 266,399. (No model.)

To all whom it may concern:

Be it known that I, JAPHET S. CUSSON, a citizen of the United States, residing at De Kalb, in the county of De Kalb and State of Illinois, have invented certain new and useful Improvements in Sweat-Pad Hooks; and I do hereby declare the following to be a full, clear, and exact description of the invention, such as will enable others skilled in the art to which it appertains to make and use the same.

This invention relates to an improvement in hooks for sweat pads designed for holding the pad in proper place on the neck of a horse; and it consists in the novel construction of the same, all as will be hereinafter fully explained, and particularly pointed out in the claim.

The annexed drawings, to which reference is made, fully illustrate my invention, in which—

Figure 1 represents a side view of my device. Fig. 2 is a side view showing my device applied to a pad and collar, the latter shown in dotted lines. Fig. 3 is a vertical section, and Fig. 4 is a perspective view, of my device.

Referring by letter to the accompanying drawings, A designates a hook or clasp designed to hold a sweat-pad to a horse-collar. The same consists of a flat piece of metal tempered to form a strong spring. The portion *a* is constructed in circular form, the end, *b*, of which is bent at right angles, forming teeth *c*, and the

opposite end thereof is bent at *d*, forming a curve, *e*, the extended end, *f*, of which projects at right angles to the body.

It will be observed that in attaching my clasp to a sweat-pad the edge of said pad is passed within the circular portion, and the teeth bite the same and hold the clasp thereto, which is removable at any time. It will be further seen that the extended end serves as a guide for the collar when the latter is entering the clasp and serves as a thumb-piece for detaching said clasp from the pad and collar, and, being removable from the pad, the same can be adjusted to place thereon, and it is durable, ornamental, and at the same time cheap to manufacture.

What I claim is—

The improved pad fastener or hook within described, consisting of the circular spring-band adapted to grasp the collar and pad, and provided with teeth at one end and the projecting thumb-piece at the opposite end, all substantially as described.

In testimony whereof I affix my signature in presence of two witnesses.

JAPHET S. CUSSON.

Witnesses:

FERD RETTIG,
MARTIN N. L. OLSEN.