

(No Model.)

G. H. GUILLE.
METALLIC FENCE.

No. 383,222.

Patented May 22, 1888.

Fig. 1.

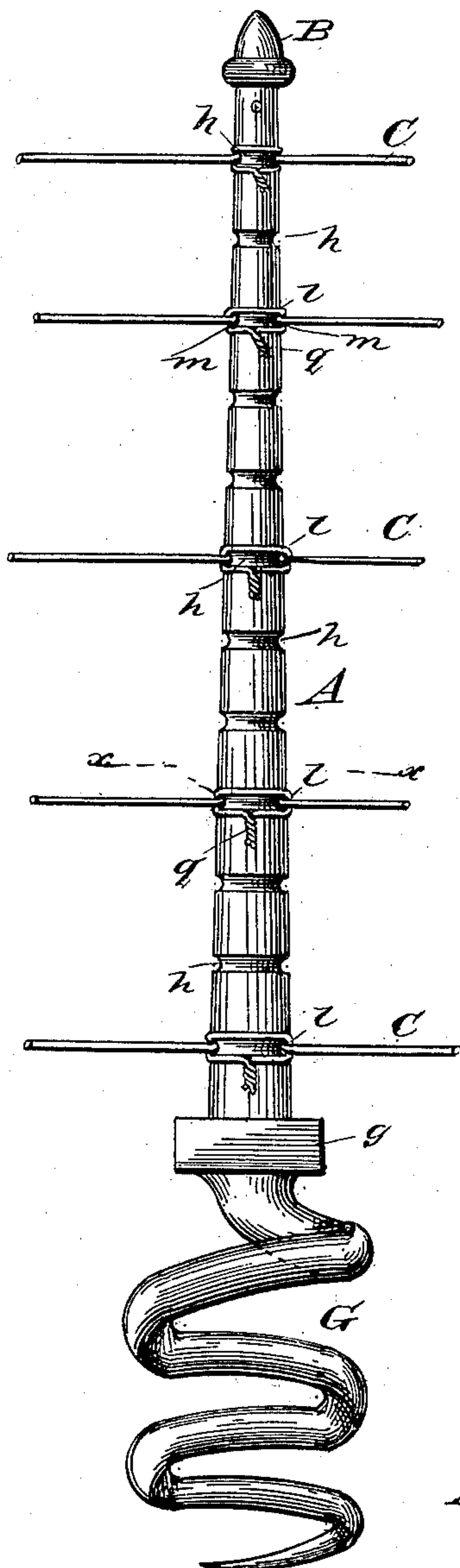


Fig. 2.

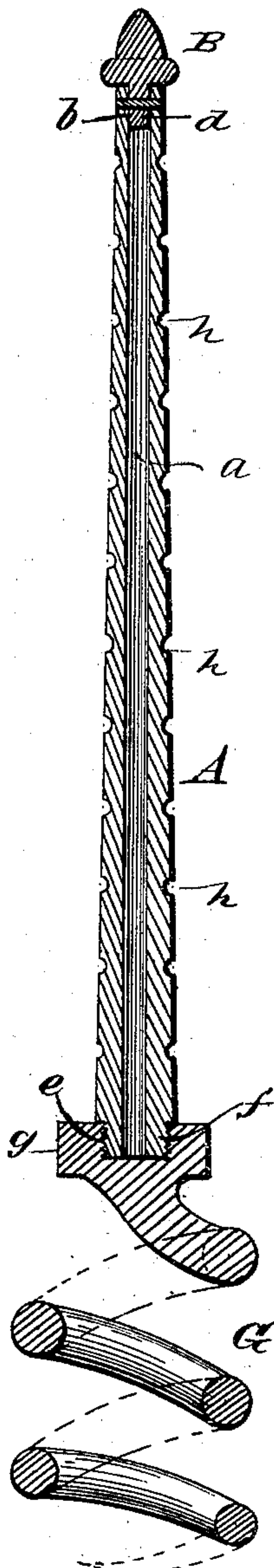


Fig. 3.

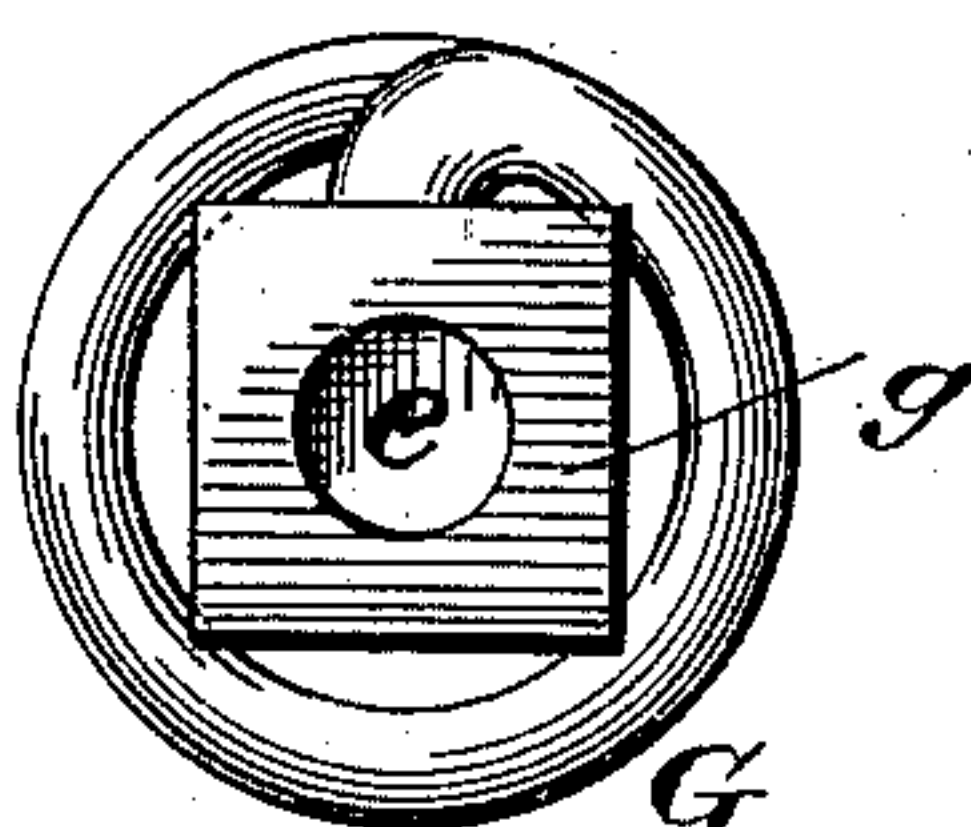


Fig. 4.

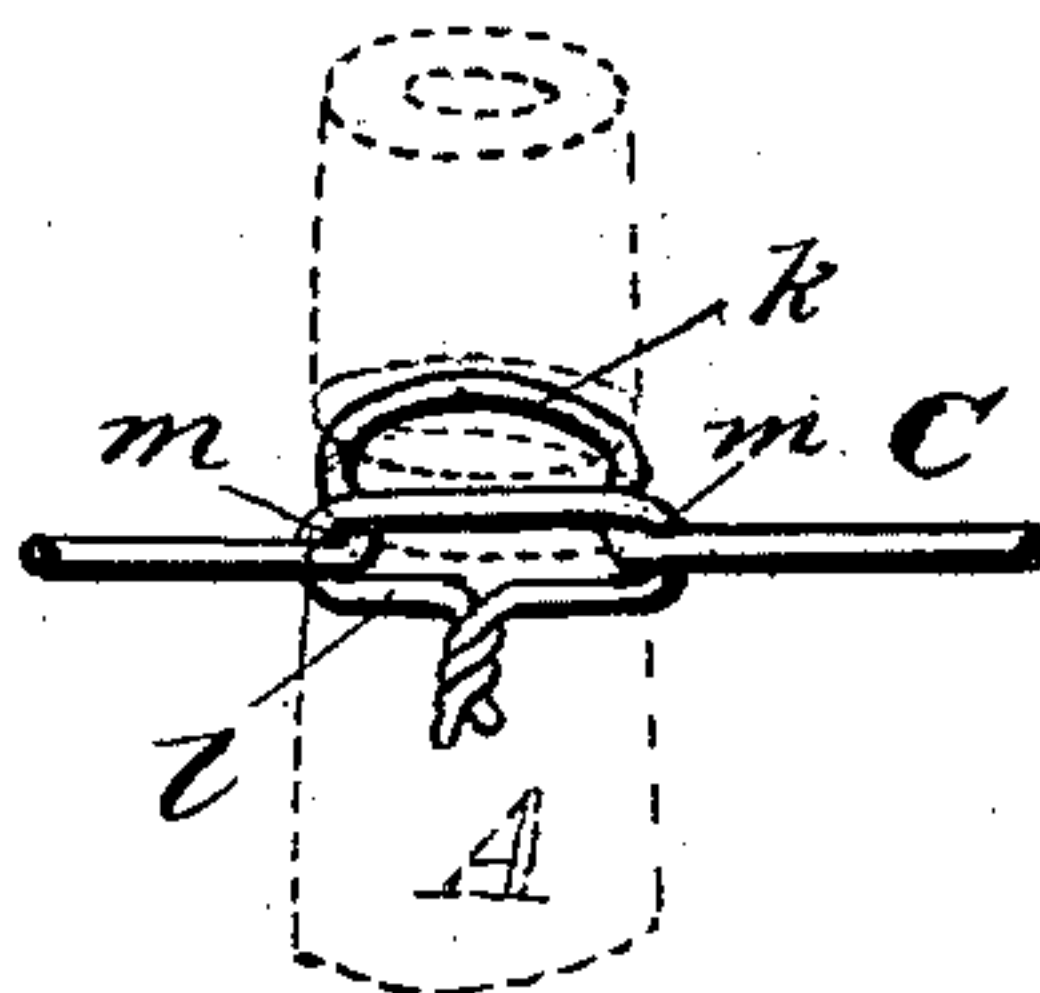
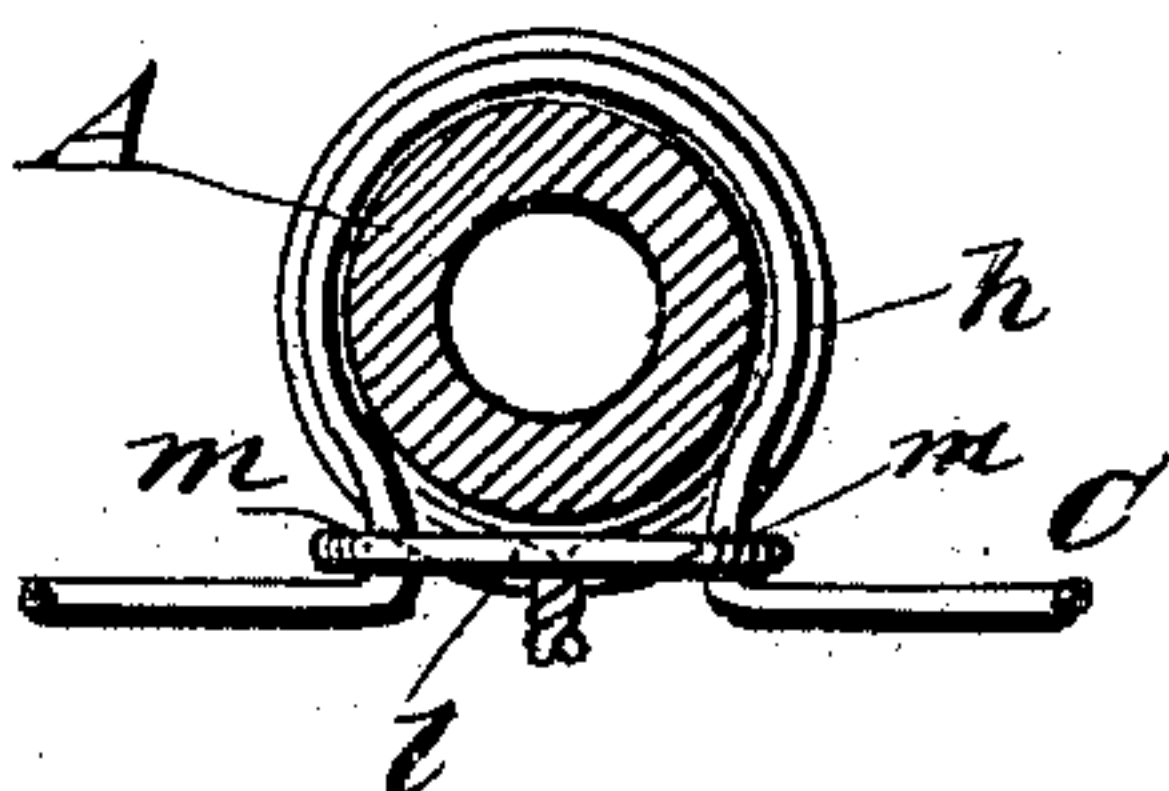


Fig. 5.



WITNESSES:

Phil C. Dieterich.

W. Sedgwick.

INVENTOR:

G. H. Guile.

BY

Munn & Co.

ATTORNEYS.

UNITED STATES PATENT OFFICE.

GEORGE H. GUILLE, OF THREE MILE BAY, NEW YORK.

METALLIC FENCE.

SPECIFICATION forming part of Letters Patent No. 383,222, dated May 22, 1888.

Application filed October 11, 1887. Serial No. 252,000. (No model.)

To all whom it may concern:

Be it known that I, GEORGE H. GUILLE, of Three Mile Bay, in the county of Jefferson and State of New York, have invented a new and useful Improvement in Metallic Fences, of which the following is a full, clear, and exact description.

The present invention relates to the construction of metallic or wire fences, and more particularly to the post thereof, and has for its object the production of a fence which is most simple, cheap, durable, and easily placed or removed.

The invention consists in details of construction and combinations of parts, all as will be fully set forth in the following description and claims.

Reference is to be had to the accompanying drawings, forming a part of this specification, in which corresponding parts are indicated by similar letters in all the views.

Figure 1 is a front elevation of the post, showing the position of and manner of fastening the lengths of wires forming the fence to and upon the post. Fig. 2 is a central vertical section of Fig. 1, from side to side thereof. Fig. 3 is a plan view in detail of the bottom portion or point of the post, and Figs. 4 and 5 are respectively perspective and plan views of the tie by which the running wires or lengths are secured to the posts.

The post is constructed of a main pillar or standard, A, made hollow or tubular, as at *a*, and preferably upwardly tapering, its upper open end, *b*, being covered and closed by a knob or head, B, of any desired contour or design, which, by a downwardly-projecting stud, *d*, enters said open end of the post, the post at its lower end having a screw-threaded portion, *f*, by which it screws into a threaded socket, *e*, of the enlarged upper portion, *g*, of an involute helical or corkscrew-shaped point, G, and intermediate of its length at suitable intervals are annular grooves *h* in and around the periphery of the post in a horizontal plane.

C represents the running wires, which lie against the sides of the post within the grooves *h* thereof, and by their parti-circular loops or eyes *k* nearly surround said posts, with the necks *m m* lying in a vertical plane about even with that of the front of the post, and are there

held or tied by a strip, *l*, of wire or other flexible material, of band or loop form, passing between and embracing the neck portions *m m* of the looped-ring wire, and thence confining them upon the post against outward strain therefrom, the grooves maintaining such looped portions of the wire from any up-and-down slide, and the bands or loops may be formed and secured in place upon the post and in engagement with the necks *m m* of said running-wire loops *k*, by passing it from its one end, which may be midway between said necks, to the right around and over the wire C at its one neck, from thence across to the other neck, then downwardly and inwardly around same to meet or pass by its beginning end, where the end portions of the wire are twisted, the one about the other, or otherwise tied or joined to form the loop, all as will plainly appear from an inspection of the drawings. The pointed helical end G, at its upper enlarged portion, *g*, is made with squared or polygonal sides, to allow same to be grasped or engaged by any suitable wrench or implement for turning it to force it into the ground, or to withdraw same therefrom, said enlargement serving to form a ground-rest by which the post is steadied when set.

A metallic fence when constructed by the employment of the post and tie, such as has been shown and described, manifestly is most simple, durable, and cheap, may be most easily and rapidly set up, and in case the corkscrew or helical base is heaved or affected by frost, &c., it is easily readjusted without the necessity of disengaging the wires from the post, the wires adjusting themselves in the grooves of the post as the latter is turned, and a helical or corkscrew post end, G, with its upper body portion larger or thicker in cross-section than toward its point, when forced into the ground with such larger portion following in the opening formed by the smaller portion, will not loosen the surrounding earth, but will firmly and closely embed and pack the same thereabout.

Having thus fully described my invention, I claim as new and desire to secure by Letters Patent—

1. An improved fence-post, consisting of the pillar or standard A, having a series of annular grooves, *h*, and the helical-shaped

point G, secured to the lower end of the pillar or standard, substantially as described.

2. In a metallic fence, the combination of the pillar or standard A, having the series of
5 grooves *h*, and provided with the helical-shaped point G, the wires C, having the loops or eyes *k* in the grooves of the pillar, and the

loops *l*, connecting the necks of the said loops or eyes *k*, substantially as described.

GEORGE H. GUILLE.

Witnesses:

W. A. VINCENT,

W. J. FLANDER.