

(No Model.)

F. C. HALL.

BUCKLE.

No. 383,121.

Patented May 22, 1888.

Fig. 1.

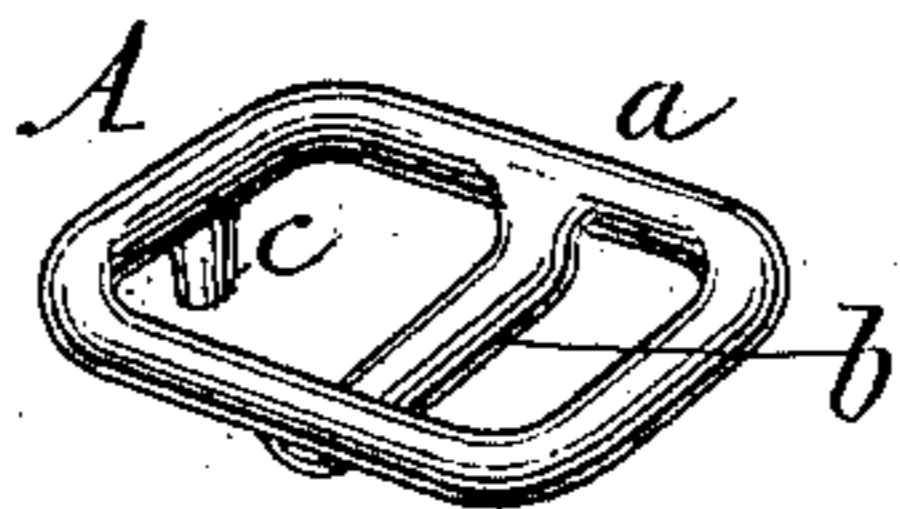


Fig. 2.

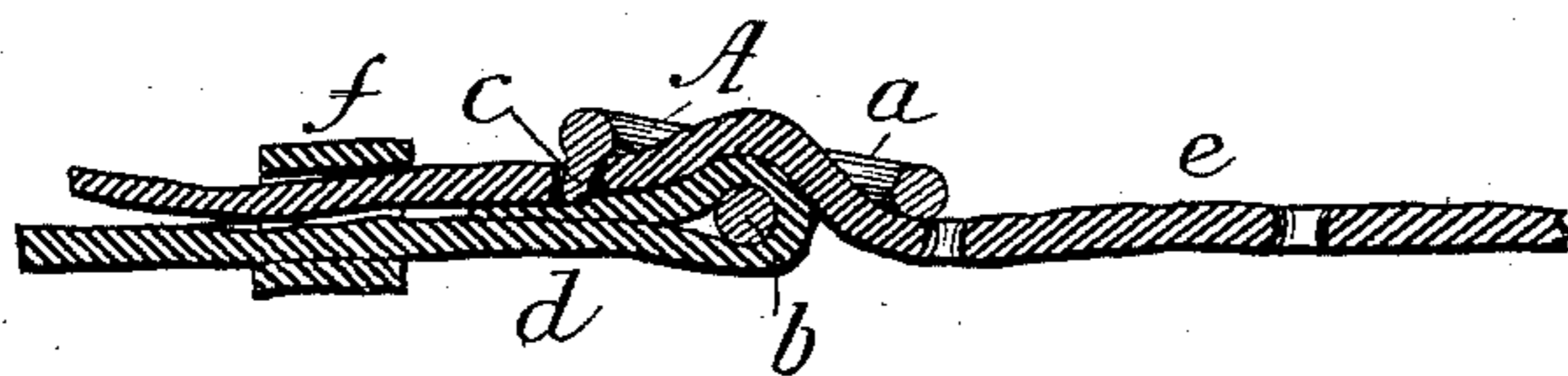
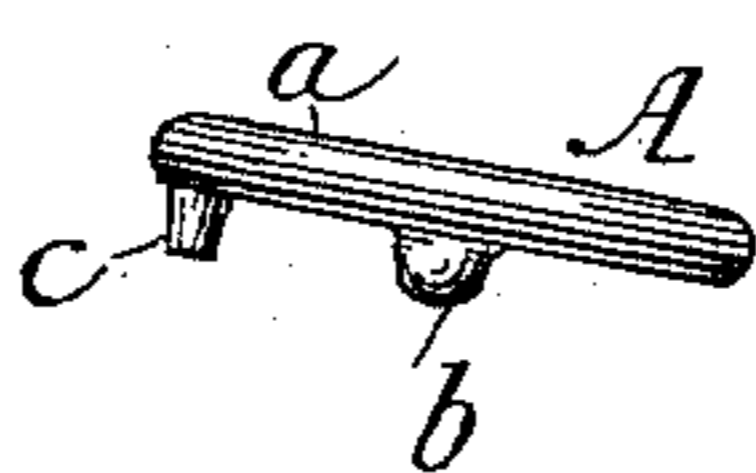


Fig. 3.



Witnesses:

Albert H. Adams,

Harry T. Jones.

Inventor:

Frederick C. Hall

UNITED STATES PATENT OFFICE.

FREDERICK C. HALL, OF CHICAGO, ILLINOIS.

BUCKLE.

SPECIFICATION forming part of Letters Patent No. 383,121, dated May 22, 1888.

Application filed March 19, 1888. Serial No. 267,656. (No model.)

To all whom it may concern:

Be it known that I, FREDERICK C. HALL, residing at Chicago, in the county of Cook and State of Illinois, and a citizen of the United States, have invented a new and useful Improvement in Buckles, of which the following is a specification, reference being had to the accompanying drawings, in which—

Figure 1 is a perspective of my improved buckle. Fig. 2 is a vertical section showing the buckle applied to two straps. Fig. 3 is a side elevation of the buckle.

The object of my invention is to provide an improved tongueless buckle which will securely hold straps, which I accomplish as illustrated in the drawings and hereinafter described. That which I claim as new will be pointed out in the claim.

In the drawings, A represents my improved buckle, which consists of a frame, *a*, to which there is secured a central cross-bar, *b*, the upper surface of which bar is in a plane below that of the upper surface of the frame *a*. The side bars of this frame *a* are straight, and the end bars of the frame are in the same horizontal plane as the side bars.

c is a stud or boss on the under surface of one end of the frame, which stud *c* is adapted to enter a hole in a strap. The buckle may be made by casting or in any other known suitable manner.

In Fig. 2 I have shown a strap, *d*, permanently secured to the cross-bar *b* of the buckle, and a second strap, *e*, the end of which is connected with the buckle as in actual use.

It is to be observed that the strap *e* passes under one end of the buckle-frame, then over the strap on the central bar, *b*, then under the other end of the frame; and the stud or boss *c* is shown in a hole in the strap *e*.

f is a loop or keeper which may be used, if desired.

Among the advantages of this buckle are the following: The strap *d* where it is secured to the cross-bar *b* is not weakened by being

cut away, as is necessary if the ordinary tongue is used, but the entire strength of the strap is retained. The strap *e* will be held securely in place when buckled, as shown in Fig. 2. The strain on this strap has a tendency to raise one end of the buckle-frame and depress the other end, and thus clamp the two straps together. The stud *c* being in a hole in the strap renders it impossible for such strap to be drawn out from the buckle.

With my buckle the strap *e* is not bent at as great an angle where it passes beneath the ends of the frame as is usual with ordinary buckles, and hence the strap is not as likely to break at such points.

The buckle presents a smooth surface, and there are no projections to catch a horse's tail or anything else.

The clamping action of the buckle on the straps when under strain will relieve the strap *e* to a considerable extent of the strain which would otherwise come upon it at that point where the stud engages with the same, and therefore the hole which the stud enters is not likely to be elongated. Neither is the strap likely to be broken at that point. The clamping action is such that if there were no stud it would require a considerable strain to draw the strap *e* out of the buckle.

What I claim as new, and desire to secure by Letters Patent, is—

A buckle consisting of a frame, *a*, the side bars of which are in a straight line and the end bars of which are in the same horizontal plane as the side bars, which frame is provided at one end with the stud or boss *c* and with a central cross-bar, *b*, the upper surface of which is in a plane below that of the upper surface of the frame, substantially as and for the purposes specified.

FREDERICK C. HALL.

Witnesses:

HARRY T. JONES,
ALBERT H. ADAMS.