

(No Model.)

H. DOTY.
CHURN.

No. 382,639.

Patented May 8, 1888.

Fig. 1.

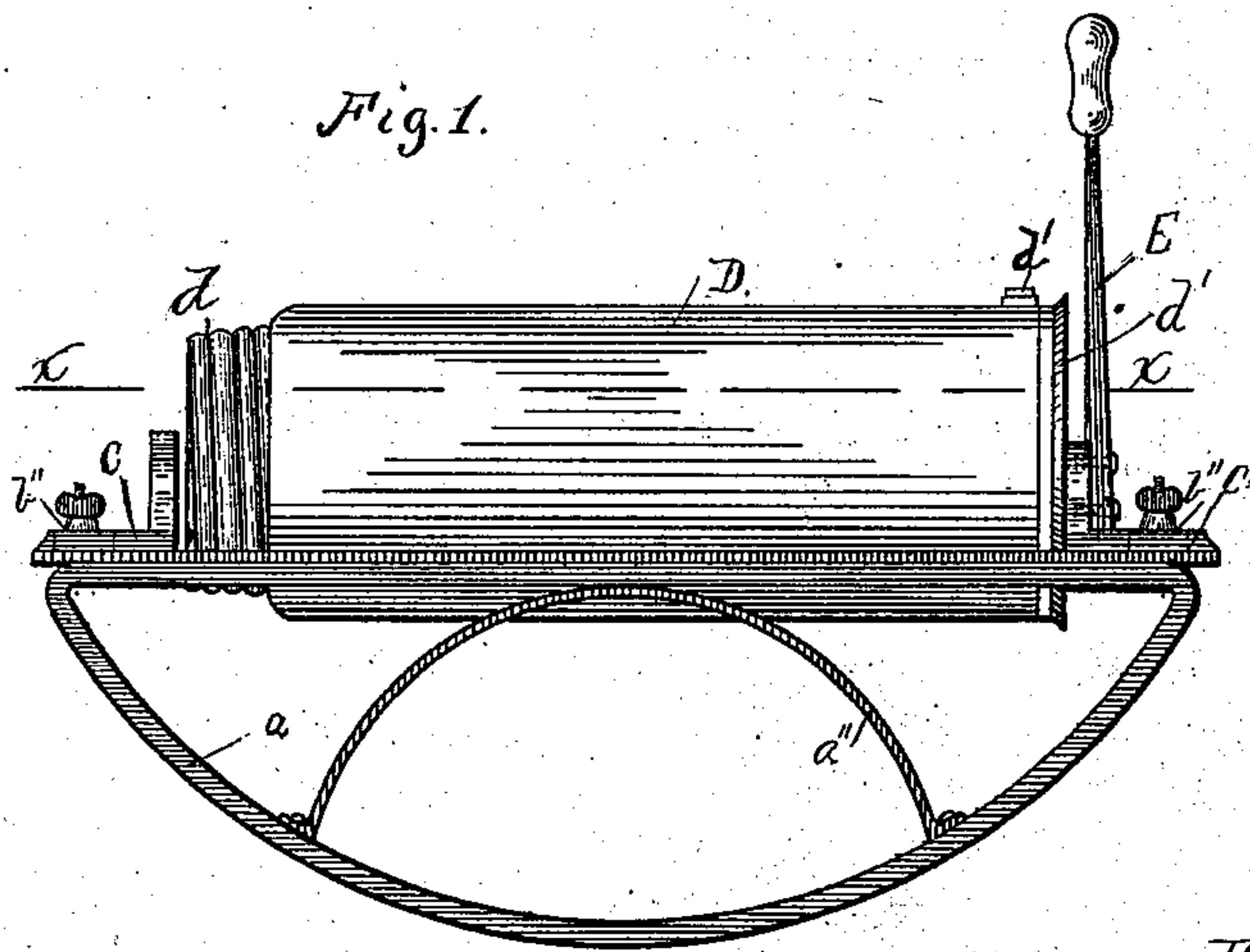


Fig. 2.

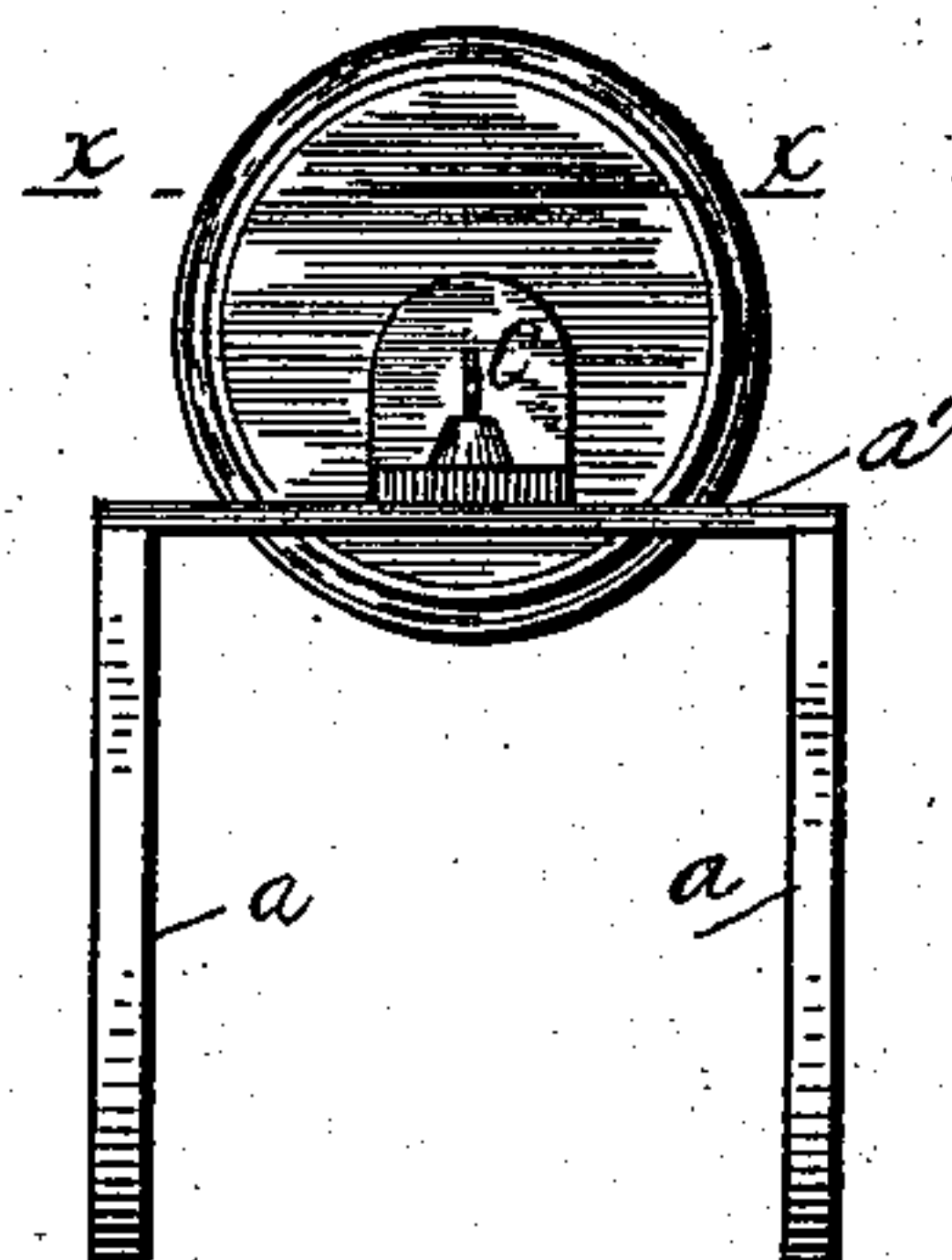


Fig. 4.


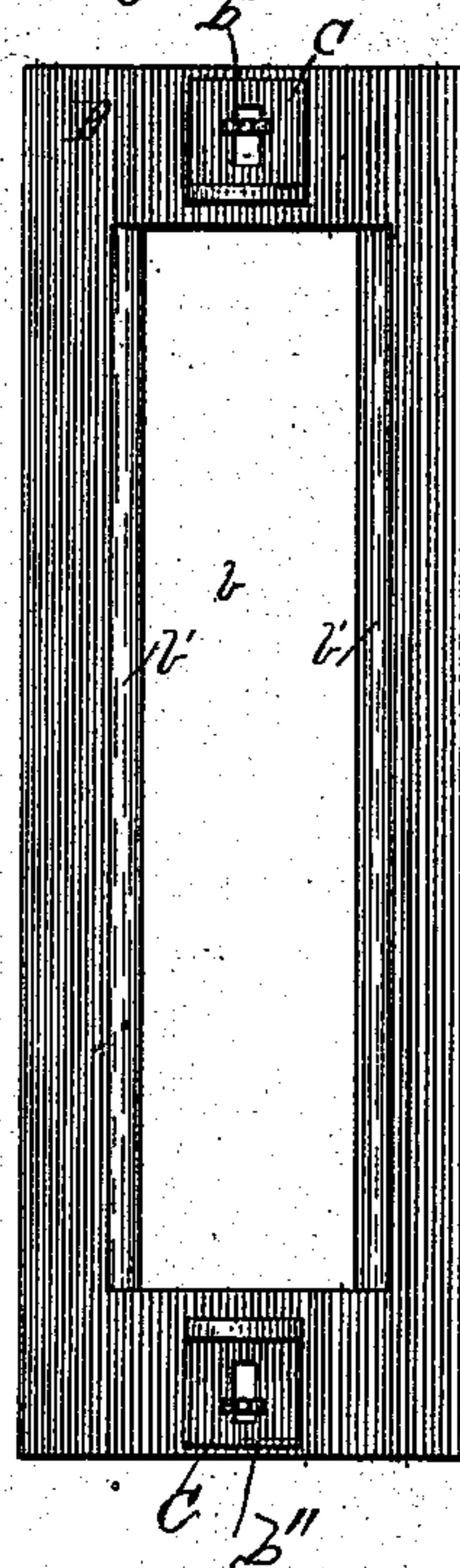


Fig. 3.



WITNESSES.

Jno. Montgomery.
Francis H. Quinlan.

INVENTOR

Hegakiah Doty.
By Myers & Co.
Attorneys.

UNITED STATES PATENT OFFICE.

HEZEKIAH DOTY, OF SAN JOSÉ, CALIFORNIA.

CHURN.

SPECIFICATION forming part of Letters Patent No. 382,639, dated May 8, 1888.

Application filed January 16, 1888. Serial No. 260,890. (No model.)

To all whom it may concern:

Be it known that I, HEZEKIAH DOTY, a citizen of the United States of America, residing at San José, in the county of Santa Clara and State of California, have invented certain new and useful Improvements in Churns, of which the following is a specification, reference being had therein to the accompanying drawings.

10 This invention pertains to certain new and useful improvements in churns, having for its object the provision of a churn whereby the churning operation is accomplished in an extremely short space of time.

15 The invention therefore comprises the construction, combination, and arrangement of parts, substantially as hereinafter fully set forth, and particularly pointed out in the claims.

20 In the accompanying drawings, Figure 1 is a view in side elevation of my invention. Fig. 2 is an end view thereof. Fig. 3 is a plan view of the rocking frame, and Fig. 4 is a side elevation of the cream-receptacle.

25 Referring to the drawings, A designates the rocking frame, which consists, preferably, of two correspondingly-formed curved rockers, *a a*, connected at their upper ends by cross-bars *a' a'*, said cross-bars being braced or supported by a curved bar or plate, *a''*, as shown.

30 B is the supporting-frame, secured to the top cross-bars, *a'*, of the rockers, and it is provided with a central longitudinal opening, *b*, the inner side edges of which are beveled, as shown at *b'*. To each end of this supporting-frame, on the upper surface thereof, are secured adjustable plates C C, which are held in position by thumb-screws *b''*, passed through slots therein and working in holes or apertures in said frame.

40 D is the cream-receptacle, consisting, preferably, of a cylinder having a cap-covered end, *d*, and at its other end, on top thereof, is an ordinary air-vent, *d'*, for the purpose of letting out or permitting the escape of gas at stated intervals. This receptacle is placed on top of the supporting-frame, and is designed to rest between the inner walls formed by the central opening, *b*, said receptacle being held in posi-

tion by means of the adjustable securing-plates C. To the upwardly-projecting portion of one of these plates C is rigidly secured the lower end of an operating-handle, E.

In practice the desired quantity of cream is placed in the receptacle D when in a vertical position, so as to occupy the space below the line *x x*, (when the receptacle is in a horizontal position,) and by means of the plates C said receptacle is firmly locked in position.

The operation is effected by grasping the handle E and causing the rocking frame and receptacle to have a rocking movement longitudinally of their length, which being continued will in from one to two minutes thoroughly accomplish the churning. By means of the air-vent *d'* gas can be permitted to escape from the receptacle at stated intervals.

My invention is extremely simple, cheap, and durable, is free from all complication, and secures and rocks the cream-receptacle in such manner as to accomplish the churning in a short space of time.

I claim as my invention—

1. In a churn, the combination of the rockers having the curved supporting bars or plates, the supporting-frame secured thereon, having a central opening provided with beveled side walls, the cream-receptacle, and the adjustable plates having slotted horizontal portions, through which thumb-screws project, the vertical portions of said plates fitting against the end of said receptacle, substantially as shown and described.

2. The combination, with the rockers, of the supporting-frame secured thereon, having a central opening and beveled side walls, the adjustable plates having screws working in holes or apertures of said frame, the receptacle, and the operating-handle secured to one of said adjustable plates, substantially as shown and described.

In testimony whereof I affix my signature in presence of two witnesses.

HEZEKIAH DOTY.

Witnesses:

C. C. REDMOND,
J. E. BROWN.