

(No Model.)

E. D. WATROUS.
UNDERWAIST.

No. 382,628.

Patented May 8, 1888.

Fig. 1.

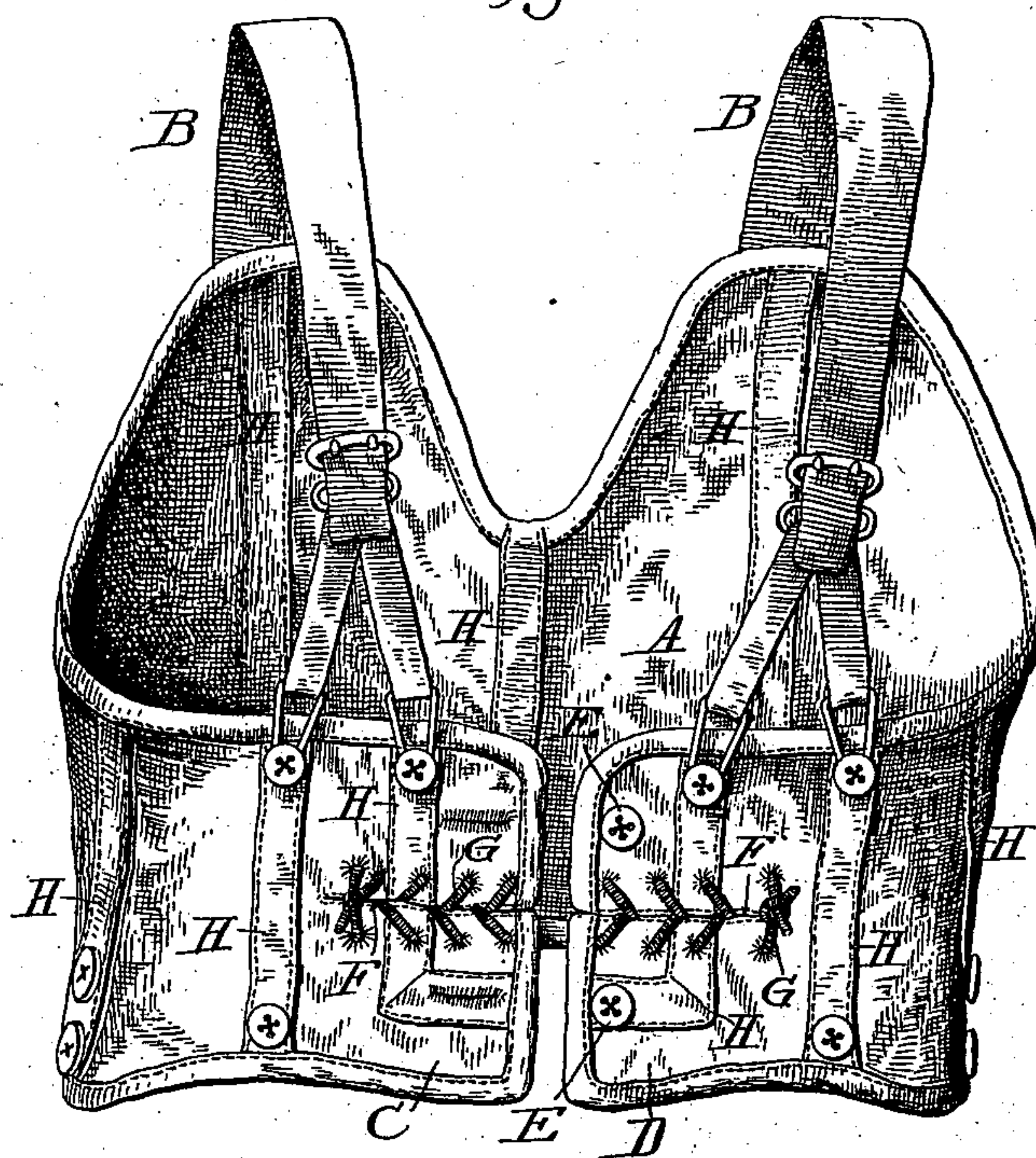


Fig. 2.

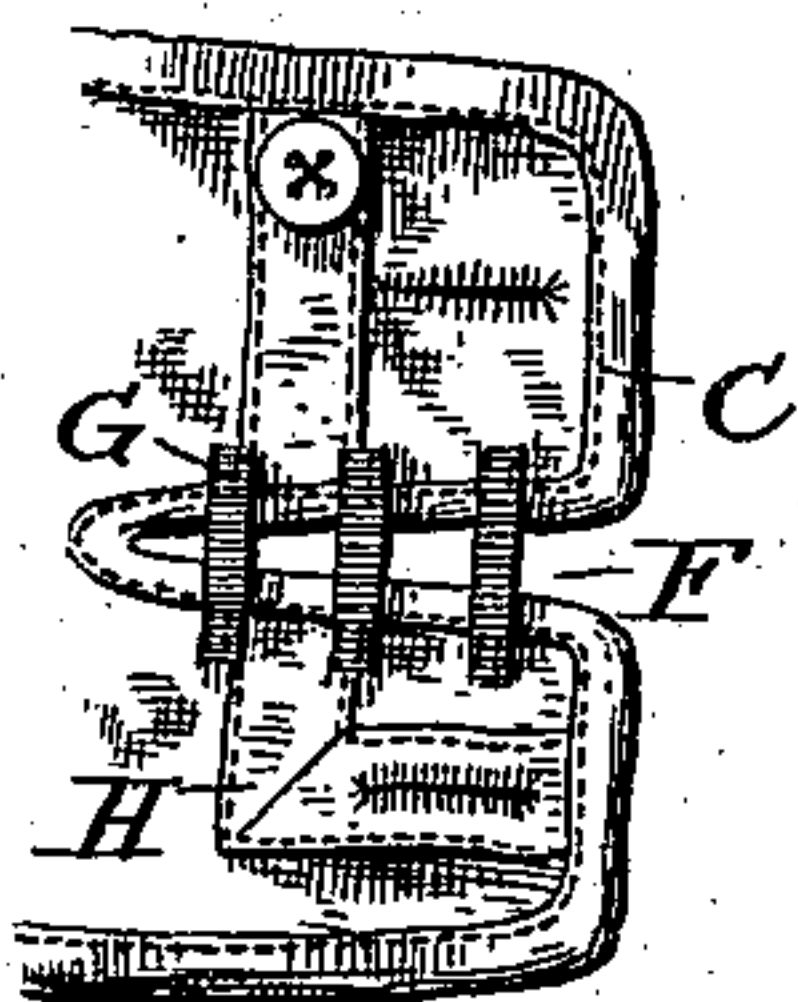
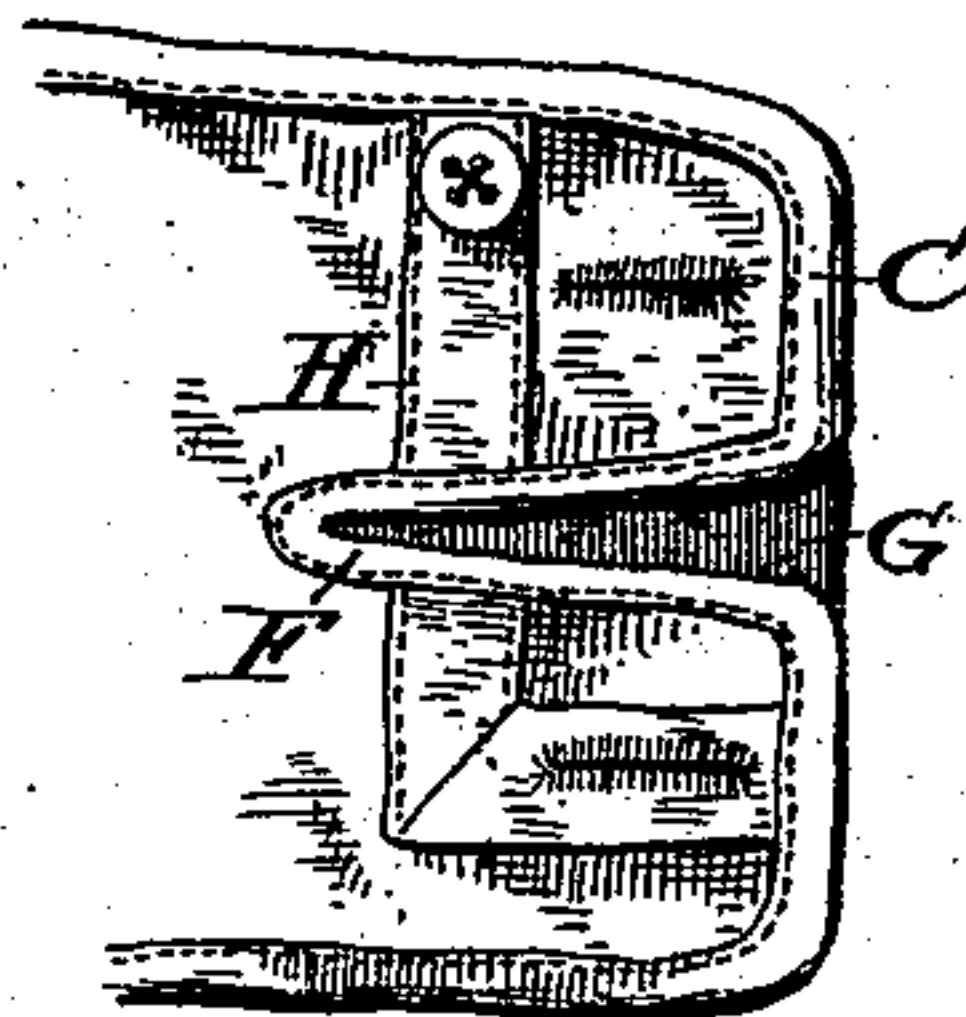


Fig. 3.



Witnesses:

James F. Duhamel
Arthur Ashley

Inventor:

Emma Didama Watrous,
by Roger Lons,
her Attys.

UNITED STATES PATENT OFFICE.

EMMA DIDAMA WATROUS, OF FREETOWN CORNERS, NEW YORK.

UNDERWAIST.

SPECIFICATION forming part of Letters Patent No. 382,628, dated May 8, 1888.

Application filed August 20, 1887. Serial No. 247,447. (No model.)

To all whom it may concern:

Be it known that I, EMMA DIDAMA WATROUS, of Freetown Corners, in the county of Cortland and State of New York, have invented certain new and useful Improvements in Underwaists, of which the following is a specification.

My invention relates to underwaists designed particularly for children's use, and has for its object to produce a waist that shall readily adapt itself or yield to the movements of the body of the wearer, and thereby prevent the breaking off of buttons or other devices that may be employed to secure other articles to the waist.

In the drawings, Figure 1 is a perspective view of a child's underwaist constructed in accordance with my invention, and Figs. 2 and 3 views illustrating slight modifications.

A indicates the waist as a whole, which is provided with shoulder-straps B, as shown in Fig. 1, the said straps being preferably, though not necessarily, more or less elastic. The body of the waist resembles a band that passes the body, with the free ends C D of the band preferably arranged to be fastened together by buttons or other fastenings, E, at the back of the wearer. It is obvious, however, that the waist may open at the front instead of at the back. Extending inward from the outer edge of each end C D, I make a cut or incision, F, about six inches (more or less) in length, parallel with and a slight distance away from the lower edge of the waist, as shown. Instead of merely making an incision or cut a portion of the material may be cut away, as in Figs. 2 and 3, thereby leaving an opening instead of a mere cut. Extending across this cut or opening F, and secured to the opposite edges thereof, is an elastic or yielding connecting-piece, G, which will preferably be made in the form of an elastic cord laced back and forth across the opening or slit, as shown in Fig. 1.

Instead of employing a lacing-cord, as in Fig. 1, a series of strips of elastic webbing may be sewed to the waist across the opening, as in Fig. 2, or a single piece of elastic webbing secured within the opening, as in Fig. 3.

As nearly all the strain comes in the back of the waist, it will not be necessary to extend the slits F around on the sides, though this may be done if deemed desirable.

By reason of the slit or opening being approximately horizontal the waist will be capable of elongation vertically in the back.

It will be noticed that if the wearer bends forward the waist will elongate or yield sufficiently to relieve the buttons or other fastenings by which drawers or stockings are attached to the waist of undue strain.

Where the shoulder-straps are made partly elastic, the elastic portion will advisably be in the back ends.

The waist or band will be comprised ordinarily of a number of pieces sewed together, and in order to give strength to the waist and to maintain it in its proper shape I apply over the seams of the waist and at such other points as may be found desirable a number of strengthening-strips, H, which may consist of tape or other suitable material stitched along its edges and at its top and bottom to the waist, as shown. These strengthening-strips H are placed in such position as to receive the buttons or other fastenings, and by reason of the increased thickness at these points there is less liability of the buttons or fastenings pulling out or becoming detached from the waist. The waist will also be bound along its edges, and may be made more or less ornamental in appearance.

It is obvious that the shoulder-straps may be provided with buckles, if desired, in the manner of ordinary suspenders.

Another advantage possessed by my invention over these prior devices to which I have above referred lies in the fact that I am enabled to attach stocking-supporters, skirts, and drawers to the waist, which is impossible under these prior constructions.

Having thus fully acknowledged the prior state of the art and set forth the advantages of my construction over those which have preceded it, what I claim is—

1. In an underwaist, the body A, provided with horizontal incisions or openings in its back, in combination with an elastic or yielding connection extending across the slits or openings.

2. In an underwaist provided with shoulder-straps, the horizontal incisions or openings in the back, and the elastic connecting-pieces, as G, applied to the openings.

3. In an underwaist provided with shoul-

der-straps B B, flaps C D, adapted to be connected at the back, a horizontal incision, F, in each flap, and elastic G, applied to the incisions, all substantially as shown.

- 5 4. In an underwaist, the body A, provided with elastic portions G in its back, strengthening-strips H, buttons or fastenings at the upper and lower ends of the strips, and shoulder-straps B B, secured to the fastenings at the up-

per ends of the strips, all substantially as shown.

In witness whereof I hereunto set my hand in the presence of two witnesses.

EMMA DIDAMA WATROUS.

Witnesses:

JAS. A. NIXON,
MARY E. WOOD.