

(No Model.)

G. O. SIMMONS.
ELASTIC BUCKLE SHIELD.

No. 382,244.

Patented May 1, 1888.

Fig. 1.

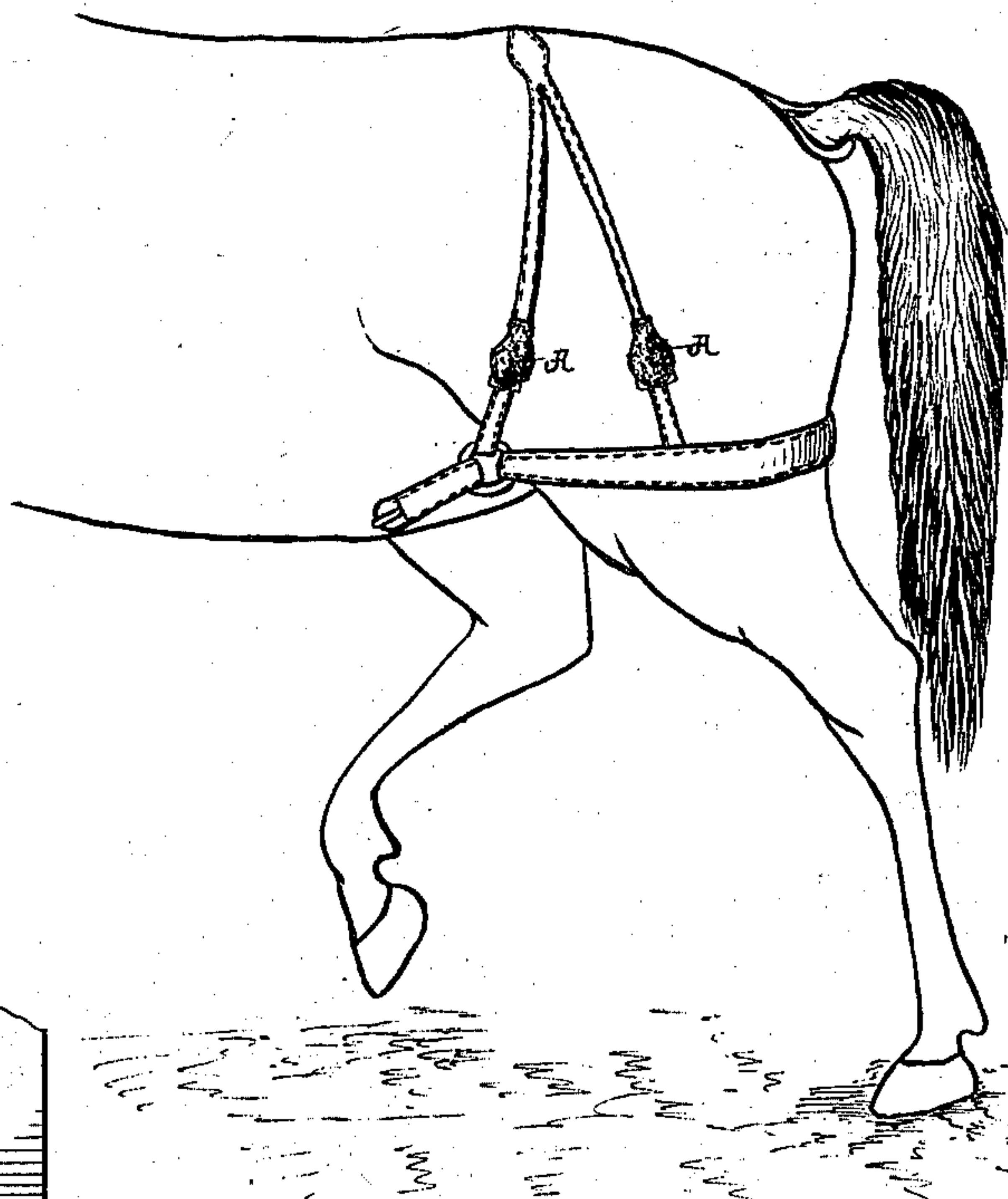


Fig. 2.

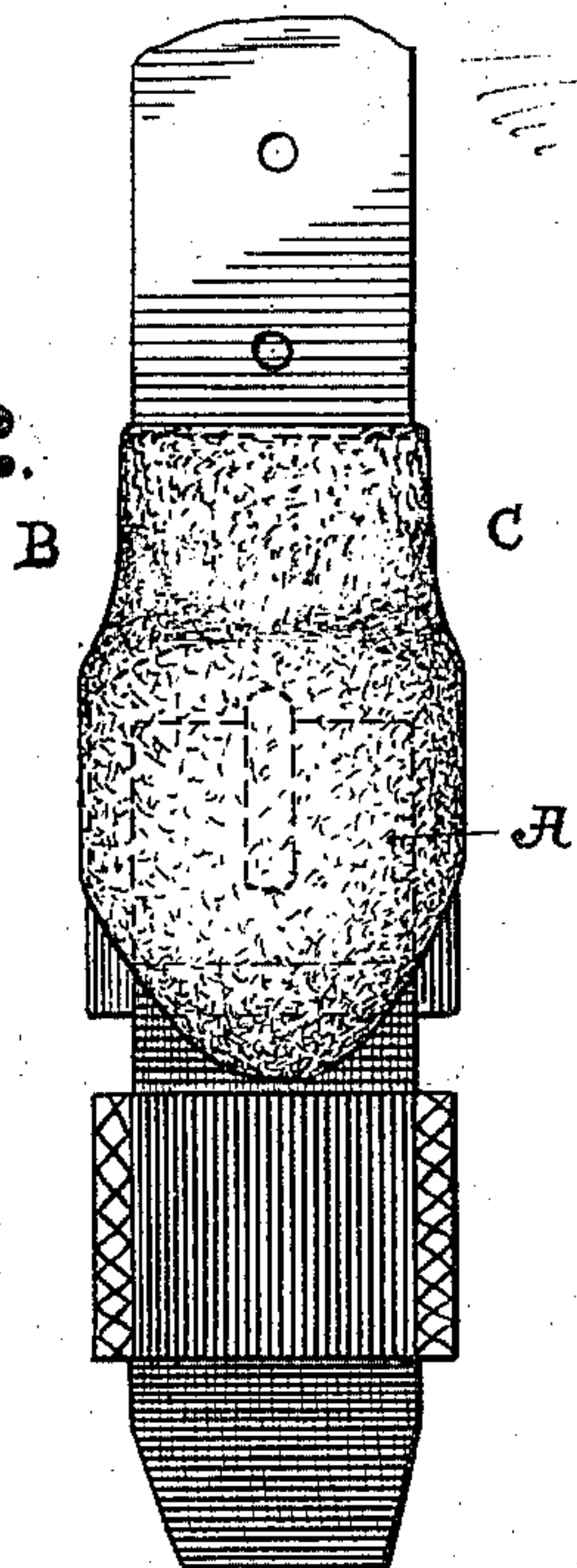
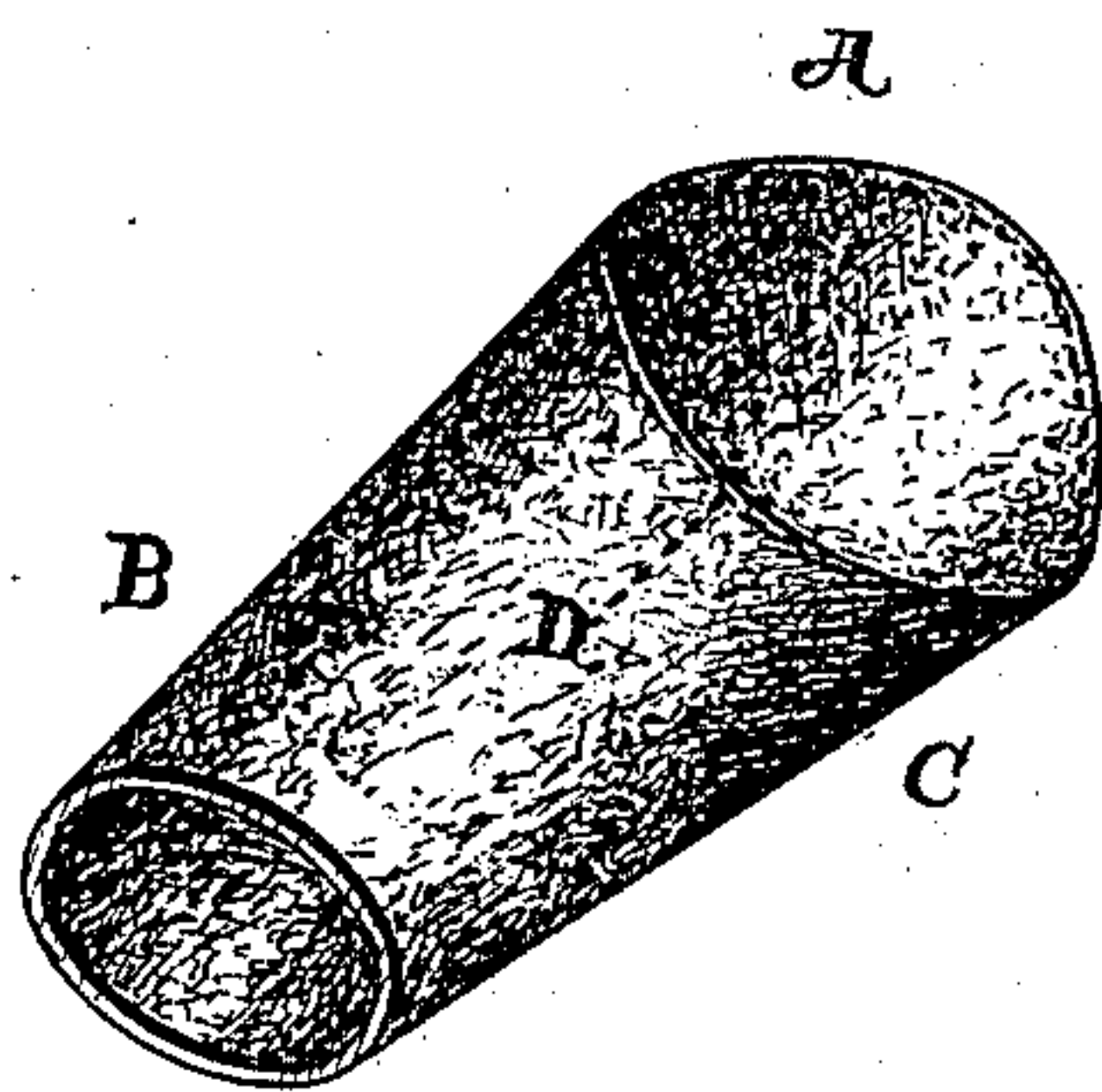


Fig. 3.



Witnesses.

Wm. J. Tanner.
Wm. E. Dyer.

Inventor,

Geo. O. Simmons

By his Attorneys

Johnston, Reinohl & Dyer.

UNITED STATES PATENT OFFICE.

GEORGE O. SIMMONS, OF BROOKLYN, NEW YORK.

ELASTIC BUCKLE-SHIELD.

SPECIFICATION forming part of Letters Patent No. 382,244, dated May 1, 1888.

Application filed October 7, 1887. Serial No. 251,676. (No model.)

To all whom it may concern:

Be it known that I, GEORGE O. SIMMONS, a citizen of the United States, residing at Brooklyn, in the county of Kings and State of New York, have invented certain new and useful Elastic Buckle-Shields; and I do hereby declare the following to be a full, clear, and exact description of the invention, such as will enable others skilled in the art to which it appertains to make and use the same.

My invention relates to shields for buckles, and has for its object the production of a simple and convenient covering for buckles, so as to hide them from view and prevent their coming in contact with interfering objects.

The invention will be hereinafter described, and particularly pointed out in the claims.

In the accompanying drawings, which form a part of this specification, Figure 1 represents the application of my improved shield to the breeching of a set of harness. Fig. 2 shows a front view of shield covering a buckle, and Fig. 3 a perspective view of the same.

Reference being had to the drawings and the letters marked thereon, A represents the elastic buckle-shield which constitutes my present invention, the sides of which, B C, are made tapering, thus giving the shield the conical form appearance shown in Fig. 3; and D is the back and shallowest portion of the device.

The shield, having been constructed substantially as described, is applied to a buckle by first expanding it by separating the sides B C, then placing it over the top of the buckle to be covered, and drawing it down to the position shown in Fig. 2. The tension being then released, the shield contracts, owing to the elasticity of the rubber, thus binding the buckle and firmly retaining its position when once adjusted. The tapering form of the sides B C adds materially to the ease with

which the shield may be applied to a buckle, for it is obvious that if the upper portion of the buckle is narrower than the bottom or widest part of the shield the latter can be drawn over the former without the necessity of first separating the sides B C.

Owing to its elasticity one size shield is capable of fitting several sized buckles, and when once adjusted the same force retains it in position without any additional means.

The material used is rubber, which may be black, corresponding with the leather of harness, giving to it a rich and finished appearance, or of any other color, according to the use to which it is put and the parts with which it should harmonize.

It is a well-known fact that if the buckles of the breeching in a set of harness are unprotected the hairs of the horse's tail are very apt to be caught in the tongue of the buckle, which is an annoyance to the animal as well as to its driver; but by the use of my improved shield this difficulty obviated entirely.

Having thus fully described my invention, what I claim is—

1. The herein-described shield for buckles, made of rubber, whereby it is retained in position by the natural contraction of the material of which it is made, substantially as described.

2. The herein-described shield for buckles, made of rubber and having one end contracted, whereby it is retained in position by the natural contraction of the material of which it is made, substantially as described.

In testimony whereof I affix my signature in presence of two witnesses.

GEO. O. SIMMONS.

Witnesses:

JAMES KIPP,

J. T. ACKERMAN.