

(No Model.)

W. JAMES.

COMBINED BUCKLE AND SPRING HOOK.

No. 382,164.

Patented May 1, 1888.

FIG. 1.

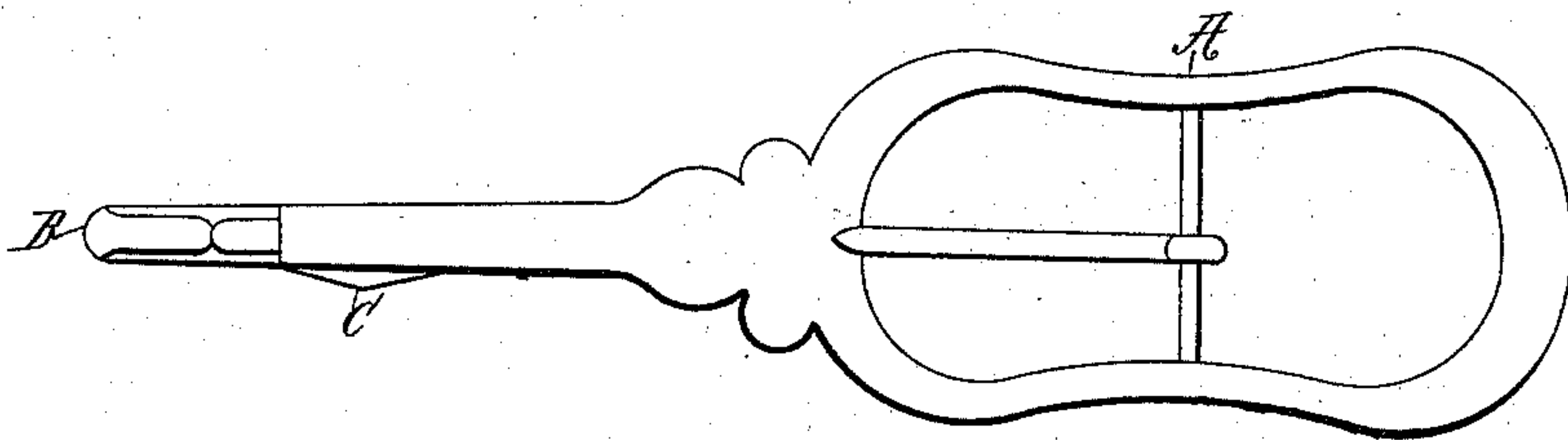


FIG. 2.



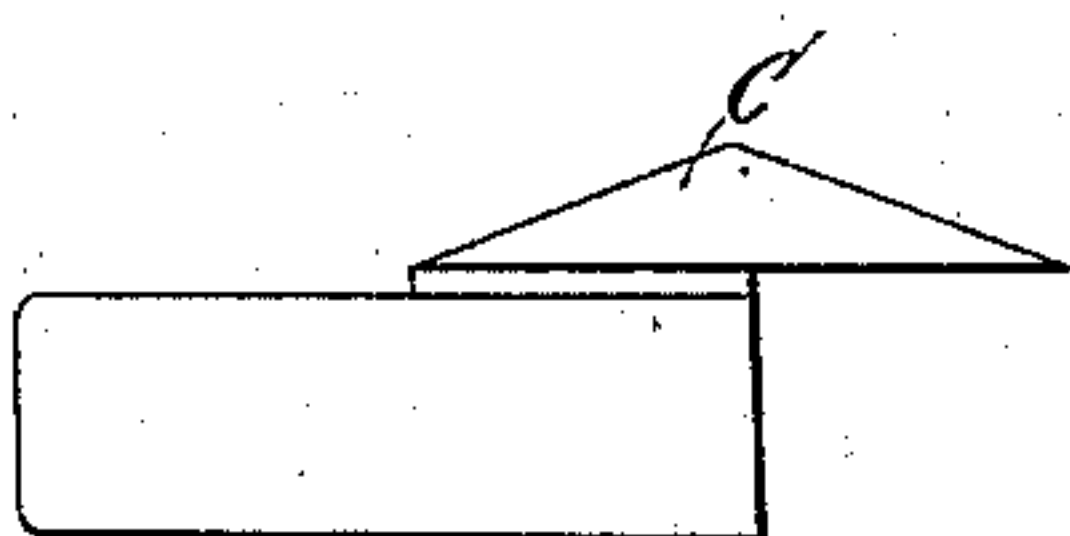


FIG. 3.



Witnesses:  
John Buckle,  
L. H. Osgood,

Inventor:  
William James,  
By North Osgood  
Attorney.

# UNITED STATES PATENT OFFICE.

WILLIAM JAMES, OF PORT PIRIE, SOUTH AUSTRALIA.

## COMBINED BUCKLE AND SPRING-HOOK.

SPECIFICATION forming part of Letters Patent No. 382,164, dated May 1, 1888.

Application filed February 29, 1888. Serial No. 265,698. (No model.)

*To all whom it may concern:*

Be it known that I, WILLIAM JAMES, a subject of the Queen of Great Britain, and a resident of Port Pirie, in the Province of South Australia, saddler, have invented a Conjoined Buckle and Improved Spring-Hook, of which the following is a full, clear, and exact description.

My invention relates to an improvement in the construction of the combined buckles and spring hooks or snaps used more especially in the manufacture of harness, but applicable also to all other purposes to which such buckles and snaps are applied. By the use of articles of this general character in the manufacture of leather-work or harness the following advantages are obtained, viz: The necessity is obviated of all sewing where billets are now used, besides which hame-tugs, breeching-tugs, and trace-end chains of all kinds can be dispensed with. The different parts of the harness can be easily and quickly detached or separated without destroying the article in so doing, as in many cases where tugs are now used.

My invention relates to a special construction of the boss of the spring-hook. In conjunction with any buckle, I propose to use, preferably, a spring hook or snap known as the "Covert snap," but with a boss in connection with the slide and spring, having a particular form, location, and size, all as hereinafter specified, whereby an improved result is attained. As at present constructed, the boss is liable to damage, being of such form that chains in particular used with harness catch upon it, besides which, through its not covering the slot in the body of the snap, dust and dirt are allowed to enter and the spring becomes neutralized.

By the use of my improved form of boss the chains cannot be caught, and through the slot being covered little, if any, dust can reach the spring. I also place the boss at the side, instead of on the top, of the body of the hook, in which former position it is least likely to meet with any accident.

By reference to the accompanying drawings it will be seen that Figure I is a plan of my conjoined buckle and spring-hook; Fig. II, a side elevation of the same; Fig. III, a plan and side elevation of my improved boss.

A is a buckle of any description conjoined at its base to a spring hook or snap, B, of any description, but preferably of the kind known as "Covert's snap." C, the boss of the spring-slide, is of sufficient length to cover the slot in the base of B in any possible position of said boss, and is chamfered from the center to each end and side, so as to prevent any part of the harness from catching thereon.

Heretofore small rounded buttons or bosses have been placed on the back or on the front of a hook, and in one case a slotted slide was provided with a projection or part on which was a knob, said part being made movable in a recess in the body of the hook. In my construction the boss is located at the side of the hook, for the reasons above stated, and it slides upon and against the exterior face of the hook, and not in a recess or depression; and, further, it has a lateral extent substantially equal to that of the body or face of the hook and a length sufficient to always cover the slot in which the shank of the boss moves. By co-operation of these features of construction, size, and location it is rendered free from any liability to be obstructed by dirt or accidentally operated by blows or friction.

Having now particularly described and explained the nature of my said invention and in what manner the same is to be performed, I declare that what I claim is—

1. The herein-described article consisting of a buckle and conjoined hook, the latter having a slot in its side, and being provided with a slide having an operating chamfered boss located at said side and made about as wide as the body of the hook and longer than the slot, substantially as specified, whereby the obstruction of the slide by dirt or its accidental movement by friction on the front of the device is prevented.

2. In hooks or snaps provided with a spring-slide, the boss C, placed at the side of the hook B and covering the slot in which the slide works; substantially as herein described.

In witness whereof I have hereunto signed my name in the presence of two subscribing witnesses.

WILLIAM JAMES.

Witnesses:

JAMES GORDON,

CHARLES FREDERICK GEORGE RAEDEL.