

(No Model.)

C. CONNOLLY.
GLOVE PACKAGE BINDER.

No. 382,075.

Patented May 1, 1888.

Fig. 1.

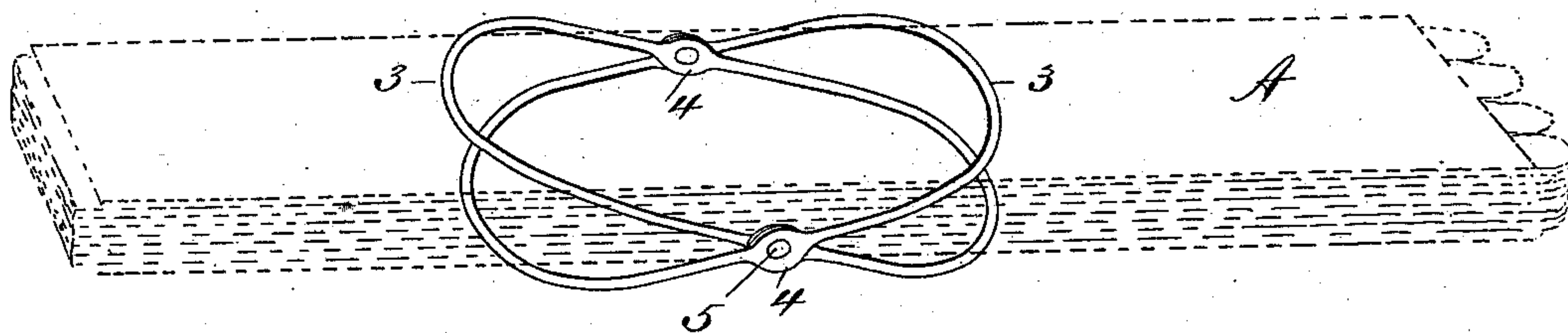


Fig. 2.

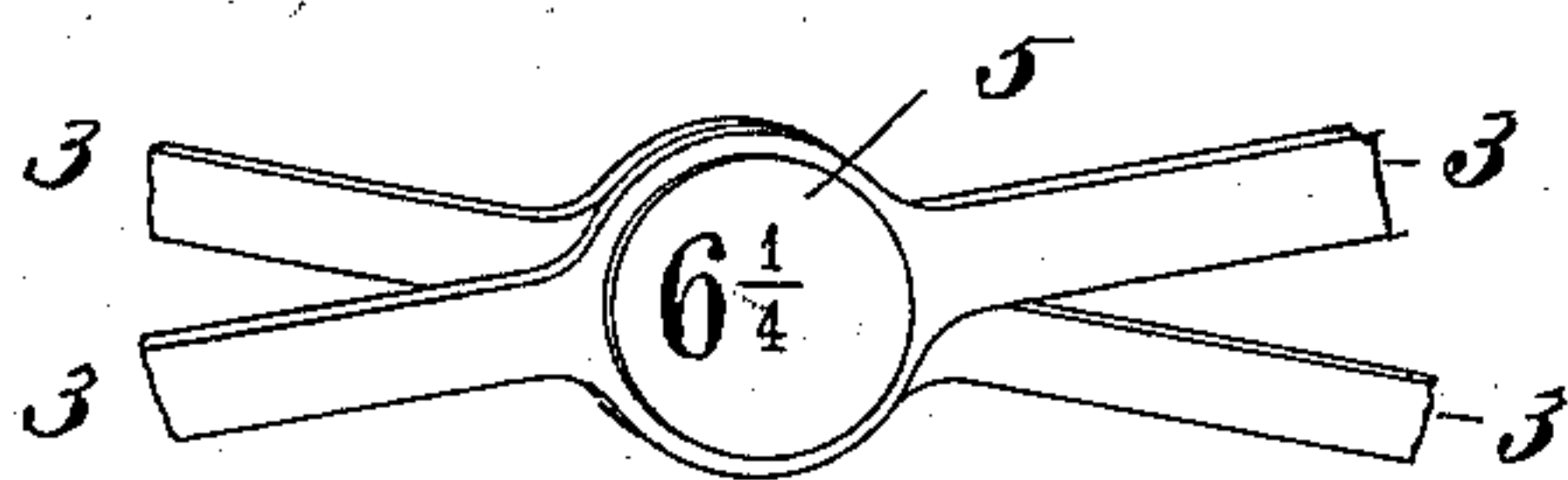


Fig. 3.

Fig. 4.

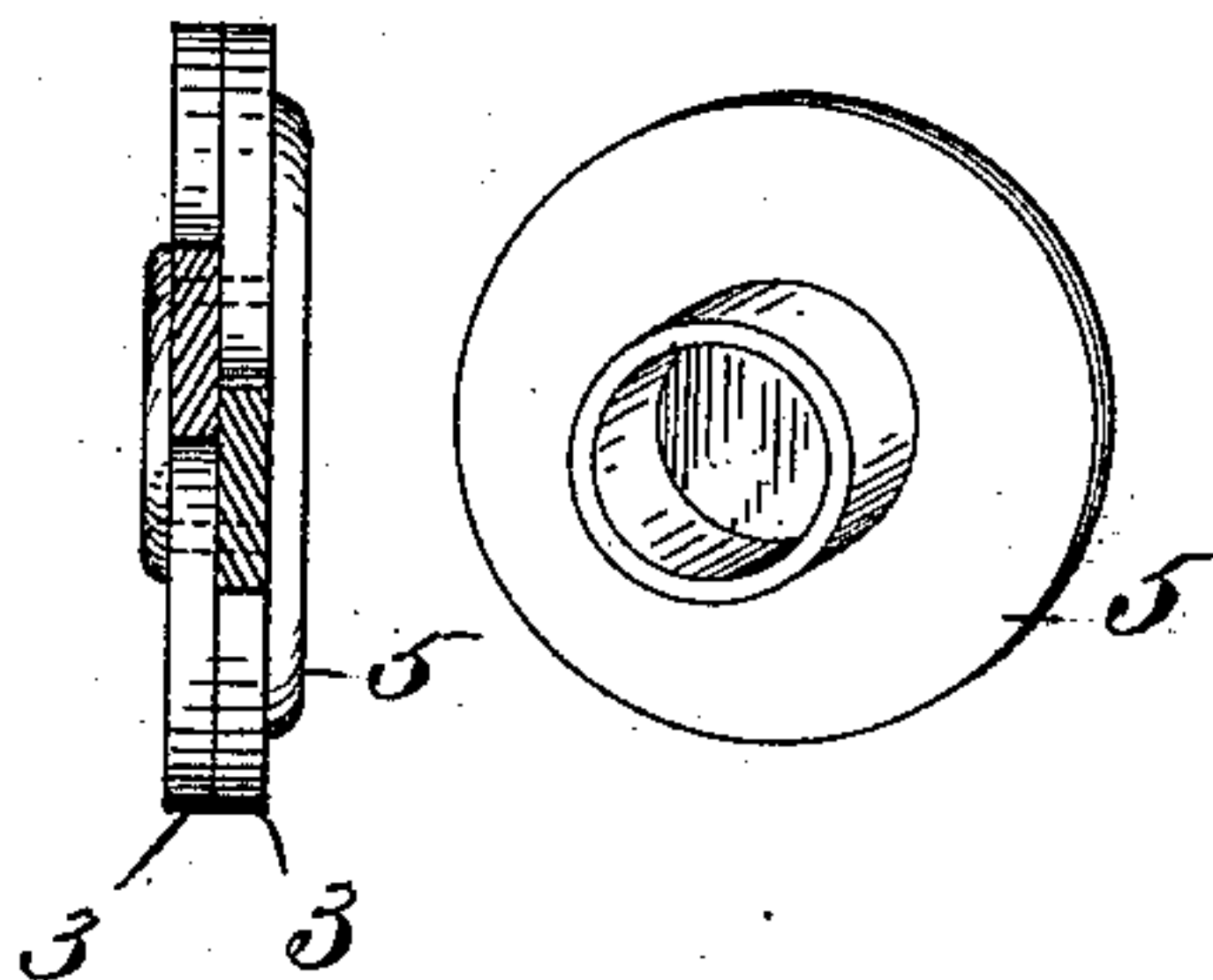
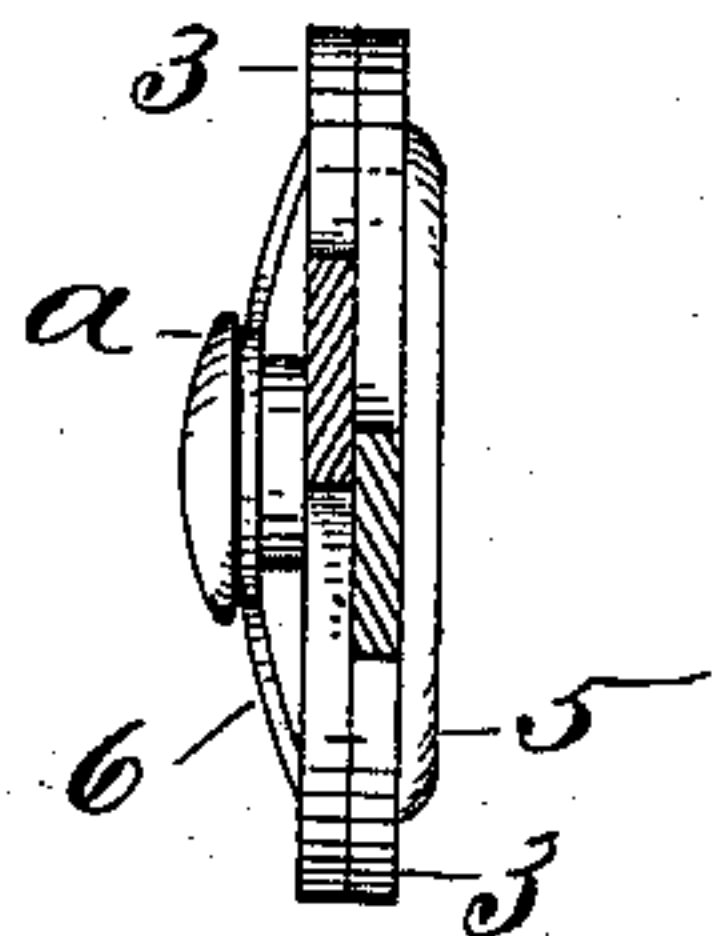
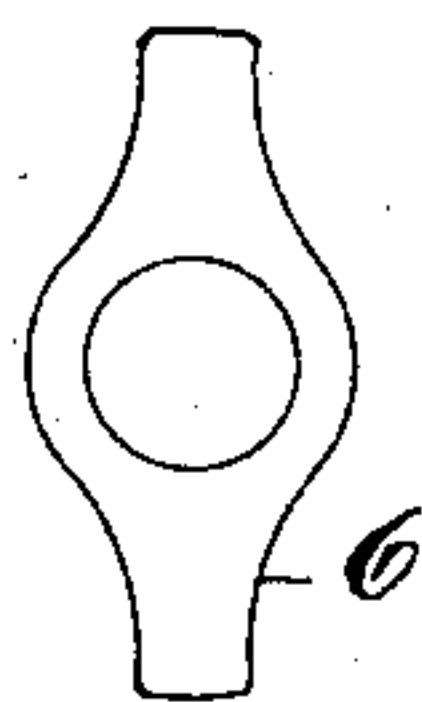


Fig. 6.

Fig. 5.



Witnesses.
Wm. H. Chapin
G. M. Chamberlain.

Inventor.
Charles Connolly
By his Attorneys *Chapin & Co.*

UNITED STATES PATENT OFFICE.

CHARLES CONNOLLY, OF HOLYOKE, MASSACHUSETTS.

GLOVE-PACKAGE BINDER.

SPECIFICATION forming part of Letters Patent No. 382,075, dated May 1, 1888.

Application filed August 20, 1887. Serial No. 247,485. (No model.)

To all whom it may concern:

Be it known that I, CHARLES CONNOLLY, a citizen of the United States, residing at Holyoke, in the county of Hampden and State of Massachusetts, have invented new and useful Improvements in Glove-Package Binders, of which the following is a specification.

This invention relates to binding devices for packages of gloves, the object being to provide an improved binder for the use of retailers of gloves and others for properly retaining the gloves in a package of the usual form containing a certain number of pairs, said binder being adjustable to be opened and closed more or less to accommodate it to a full package or one from which more or less gloves have been removed, the binder being capable of holding with equal efficiency a thick or a thin package of gloves; and the invention consists in the peculiar construction and arrangement of the glove-package binder, all as hereinafter fully described, and set forth in the claim.

In the drawings forming part of this specification, Figure 1 is a perspective view of a glove-package binder constructed according to my invention, said figure showing in dotted lines a glove-package in connection with said binder. Fig. 2 is an enlarged perspective view of the parts of the binder at one of the joints thereof. Fig. 3 is also an enlarged view in transverse section of one of the joints of the binder, said section being taken a little to one side of the joint. Fig. 4 is a perspective view, enlarged, of a joint-rivet. Figs. 5 and 6 illustrate detail parts, hereinafter fully described.

In the drawings, 33 indicate two metal loops or links of elongated form. Said links 3 may be made from round or flat metallic strips or from wire of suitable size, and my improved glove-package binder is constructed from the said two loops or links 3 by inserting one within the other, as shown in Fig. 1, and by pivoting them to each other, as at 4, midway between their ends, but so fastening their pivoted joints that their ends may be swung apart and together, so that they shall be adjustable to receive between them a thicker or thinner package of gloves, as indicated by the dotted-line form A in said figure. When said glove-package is put into the binder, it extends over and under the opposite ends of each of said links 3.

The joints of said binder are formed by suitable rivets passing through the joint parts, as shown in Fig. 1, and said parts are either riveted so closely that the links 3 have a frictional resistance when their ends are open or closed, whereby the binder is made to press against the glove-package and remain in that position, thereby holding the contents of the package closely, so that they will not become displaced. Said frictional resistance between the two links of the binder serves also to hold the same in an open position after a package of gloves has been taken from it, and thus it is ready again to receive the package when it becomes desirable.

The illustration of the binder in Fig. 1 is on too small a scale to show a rivet-head at the joint of the binder of sufficient diameter to place thereon a number which shall indicate the size of the gloves contained in the package, and therefore in Fig. 2 is shown the joint part of one side of the binder considerably enlarged, and in which 5 is the rivet, on the head of which are shown the figures 64, which figures or any others are applied to the head of said rivet or other part of the binder, as may be preferred, to indicate said size of the gloves contained in the package. Said rivet 5 may be one having a solid shank and head, or such a one as is shown in Fig. 4, having a hollow shank which is passed through the joint parts of the binder and headed down, as shown in Fig. 3.

Should it be found more desirable, in order to construct a joint for the binder that shall possess greater durability as to constant frictional resistance in the joint, a spring, 6, (see Figs. 5 and 6,) made from a flat piece of metal and properly curved, and having a perforation through it to permit of placing it on the end *a* of the rivet-shank, may be secured on the latter, so that its ends will press against the side of one of the links 3 by heading the rivet against said spring, as shown in Fig. 5. If preferred, an ordinary short coiled spring may be placed between the headed end of the rivet 5 in Fig. 5 in place of the said spring 6. Said spring may be applied at one or both joints of the binder.

Packages of gloves have heretofore been secured by wrapping around them a band of paper and pinning the same, or by the use of

elastic bands, or by tying them with cord; but all of said means of securing gloves in packages possess more or less inconveniences, which are all understood by persons having to handle said packages and keep the wrappers and contents in proper order. The within-described binder, however, obviates the above-mentioned inconveniences, for the ends thereof are adjustable to such a degree by moving them toward or from each other that it is made to clamp either a thick or thin package, holding either one with equal efficiency. Said links 3 may be made of hard wood or hard rubber or other suitable material, if preferred, rather than of metal.

It is not essential to the proper action of the links of the binder that they be made of

an elongated form; but they may be made of rings instead, which shall be pivoted together as above described; but links of elongated form, as shown in Fig. 1, reach farther toward the ends of a package and are found in practice more desirable.

What I claim as my invention is—

A glove-package binder consisting of two links, 3, one within the other and pivoted together about midway between their ends, combined with a friction spring at one or both joints of the binder, substantially as set forth.

CHARLES CONNOLLY.

Witnesses:

H. A. CHAPIN,
G. M. CHAMBERLAIN.