


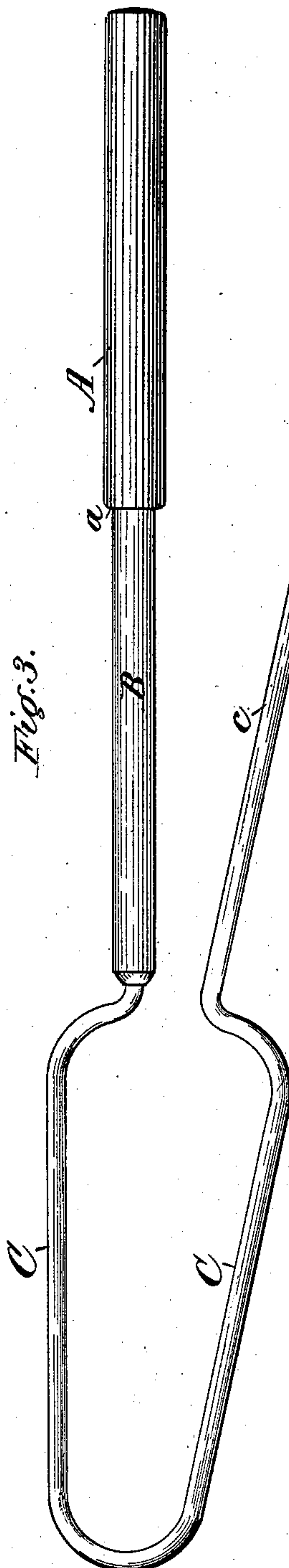

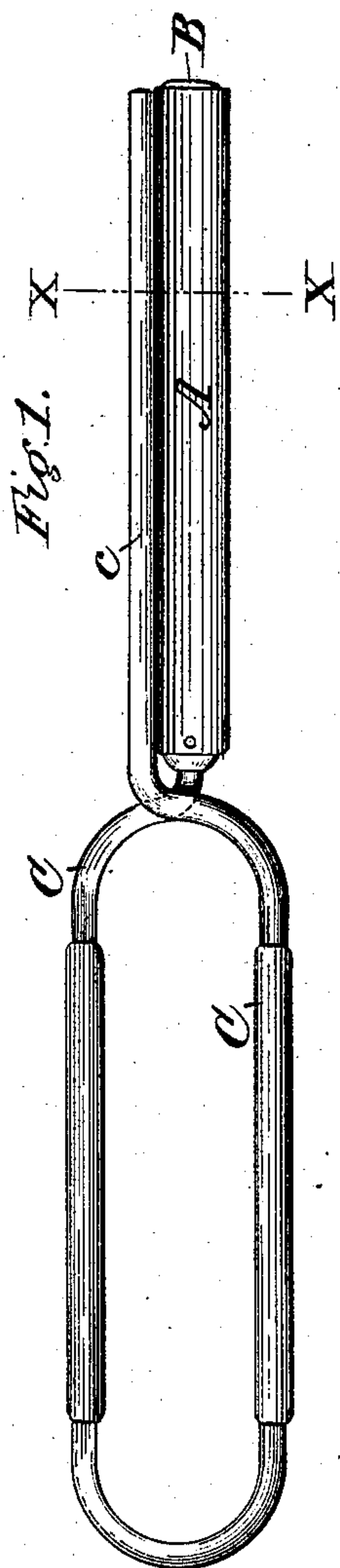

(No Model.)

M. CAMPBELL.

HAIR CURLING AND CRIMPING DEVICE.

No. 381,983.

Patented May 1, 1888.



Witnesses:
J. B. Dover.
C. W. Davenport

Inventor:
Mark Campbell.
by Geo. W. Levin.
Attorney.

UNITED STATES PATENT OFFICE.

MARK CAMPBELL, OF CHICAGO, ILLINOIS.

HAIR CURLING AND CRIMPING DEVICE.

SPECIFICATION forming part of Letters Patent No. 381,983, dated May 1, 1888.

Application filed January 27, 1888. Serial No. 262,125. (No model.)

To all whom it may concern:

Be it known that I, MARK CAMPBELL, a citizen of the United States, residing at Chicago, in the county of Cook and State of Illinois, have invented certain new and useful Improvements in Hair-Manipulating Appliances, of which the following is a full, clear, and exact description, reference being had to the accompanying drawings, and to the letters of reference marked thereon, which form part of this specification.

The invention consists in the combination and operative arrangement of parts, hereinafter set forth, and pointed out in the appended claim.

The appliance is particularly intended for use in the work of curling, crimping, frizzing, or otherwise manipulating hair, wherein heat is employed for giving permanent or substantially permanent form thereto, and in the accompanying drawings is illustrated in the most desirable form for such purpose; but the details of construction shown may be varied to meet any practical requirements which are presented in the work to which it is generally adapted.

The invention embraces in the manner substantially illustrated herewith a cylinder, tube, casing, or jacket fixedly carried by a suitable handle, a core movably carried by said cylinder, tube, casing, or jacket interiorly thereof, and a compressing jaw or blade which works upon the exterior of said outer member, or, alternatively, a core fixedly carried by said handle, a cylinder, tube, casing, or jacket movably carried by the said core, and a compressing jaw or blade operatively arranged, as above set forth. The relative arrangement of the said cylinder, tube, casing, or jacket and the core is such that one of the said members is movable with reference to the member which is fixed to the handle, so that the core may be exposed for the purpose of heating the same, and afterward covered by the outer member preliminarily to using the appliance in the work of manipulating the hair. Between the adjacent surfaces of the two members a space is provided within which the air circulates for the purpose of limiting or graduating the effects upon the outer member of the radiant heat from the core.

The essential feature of construction in the appliance in so far as the said two members

are concerned is the operative location of the core within the outer member, as is herein described, whereby the core may be exposed and covered for the purposes set forth without separating the same from the said outer member, as is the case in known appliances of the same general character. One of the leading advantages attained by thus constructing and operatively arranging the said members is the fact that the difficulty and danger arising from inserting a heated core into the outer member after the hair is curled or otherwise arranged thereon is obviated, it being obvious that in my appliance the core is securely and readily stored within its outer covering before the manipulation of the hair is attempted.

In the drawings, Figure 1 is a side elevation of my said invention, showing the core B, which is longitudinally movable, in its normal position within a cylindrical jacket, A, which is fixed to the handle C. Fig. 2 is also a side elevation of the appliance, showing the said core projecting from the outer member, its position being such as it would occupy when being heated. Fig. 3 is a side elevation of the appliance, showing the manner in which the core B is exposed when the outer member is adapted to move instead of the core. Fig. 4 is a longitudinal sectional detail of the appliance, showing the construction of the core and outer member, the core being longitudinally movable, as shown in Figs. 1 and 2. Fig. 5 is a transverse sectional detail of the core and outer member, taken on the line X X of said Fig. 1.

Referring by letter to the several figures of the drawings, in which like letters denote like parts, C is the handle of the appliance, desirably formed of spring-wire, to one end of which is fixed a cylinder, A, as shown in Figs. 1, 2, and 4, or the core B, as shown in Fig. 3. The said core is provided with a stop, *b*, preferably in the form of a projecting portion, as shown in Fig. 4, the cylinder A being provided with a similar reversed projection, *a*, or its equivalent, which are the means, as a matter of preference, which I employ for securing the said members together.

a' is a continuous space provided between the adjacent surfaces of said core and cylinder, adapted to permit a current of air to circulate between the said members when the core is

heated and in its operative position, its purpose being to prevent the cylinder from becoming too hot, and thereby damaging the hair.

5 c is the free end of the handle C, which forms a compressing jaw or blade which bears upon the cylinder A for securing the hair upon said cylinder, the handle C being given such form as is best calculated to exert a constant tension of the said jaw or blade toward the cylinder, 10 with which it co-operates.

The core and cylinder are, as a matter of preference, fitted to each other sufficiently loosely to enable the movable member to be thrown into the position shown in Figs. 2 and 15 3 by a forward or jerking movement of the hand which grasps the handle C, and to be returned to its normal position by simply holding the appliance in a vertical position.

I claim as my invention and desire to secure by Letters Patent— 20

In curling, crimping, or frizzing appliances, the combination of a handle, a heating core, and a cylinder, tube, casing, or jacket operatively located exterior of said core, the arrangement of said parts being such that either 25 the core or said outer member is fixed to the handle and the other member is capable of movement longitudinally thereof for a distance sufficient to expose the core, substantially as shown, and for the purpose set forth.

MARK CAMPBELL.

Witnesses:

MOSES VANLANDINGHAM,
ALLEN B. CHILCOAT.