

(No Model.)

W. H. SCOTT.

BOX.

No. 381,889.

Patented Apr. 24, 1888.

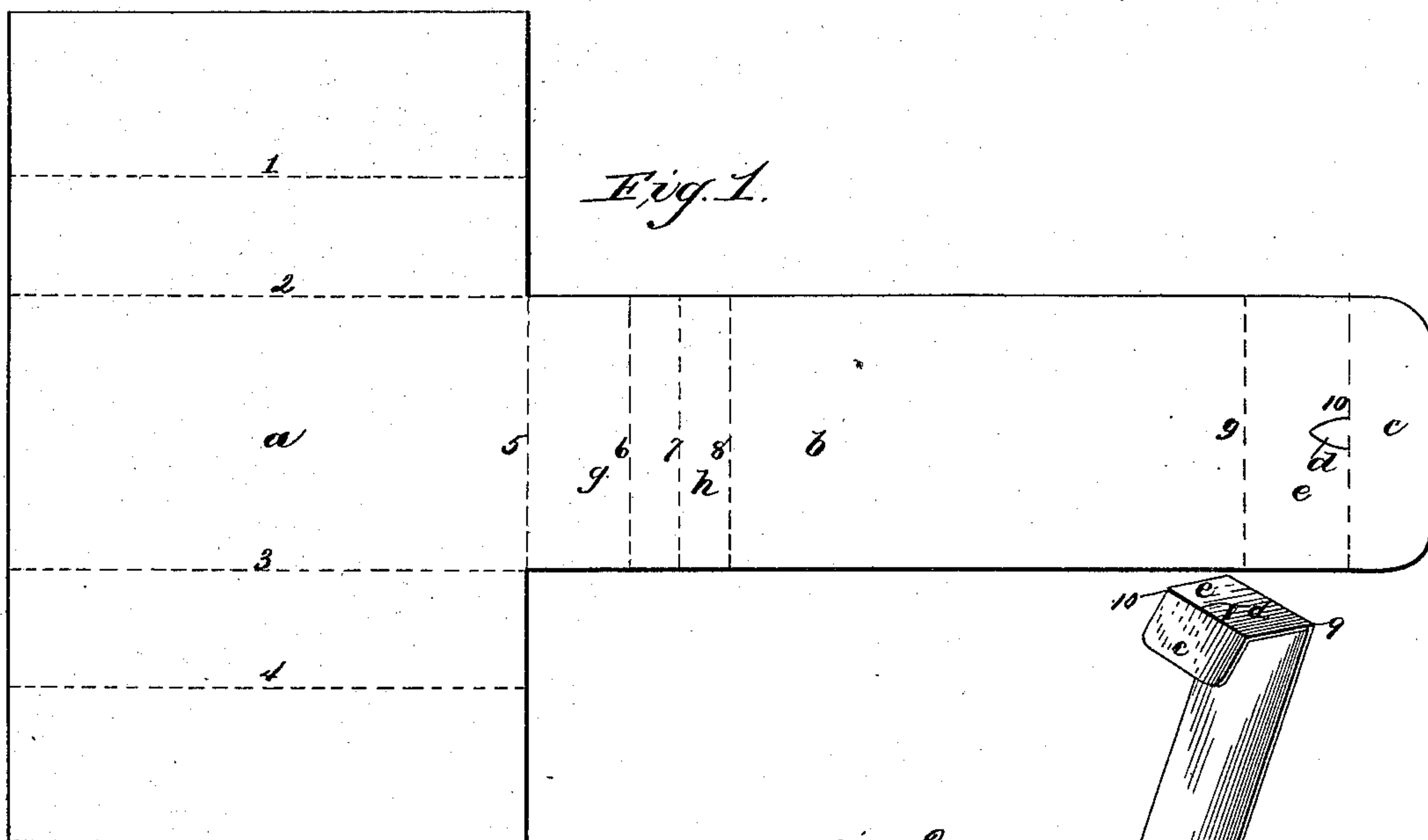


Fig. 1.




Fig. 3.

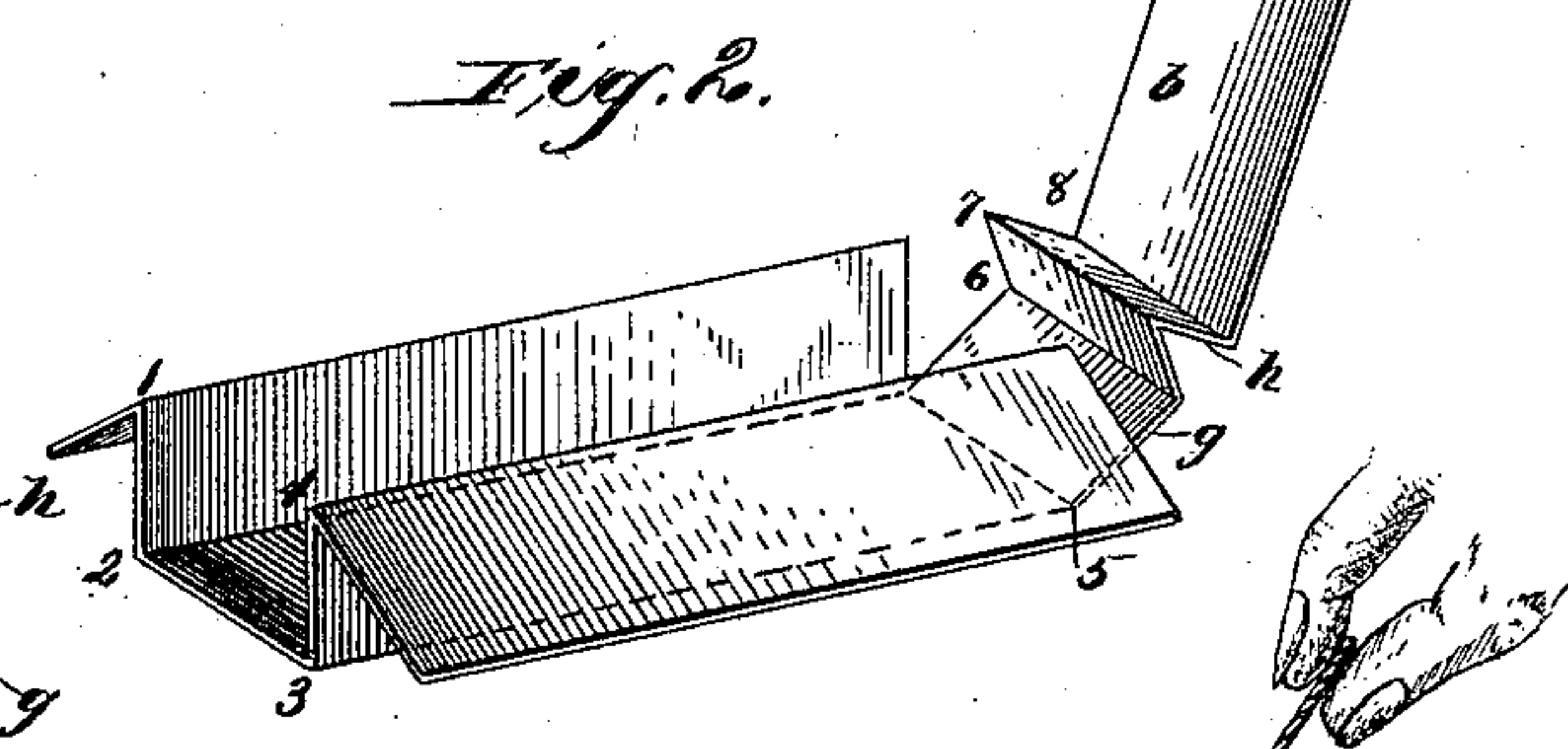


Fig. 2.

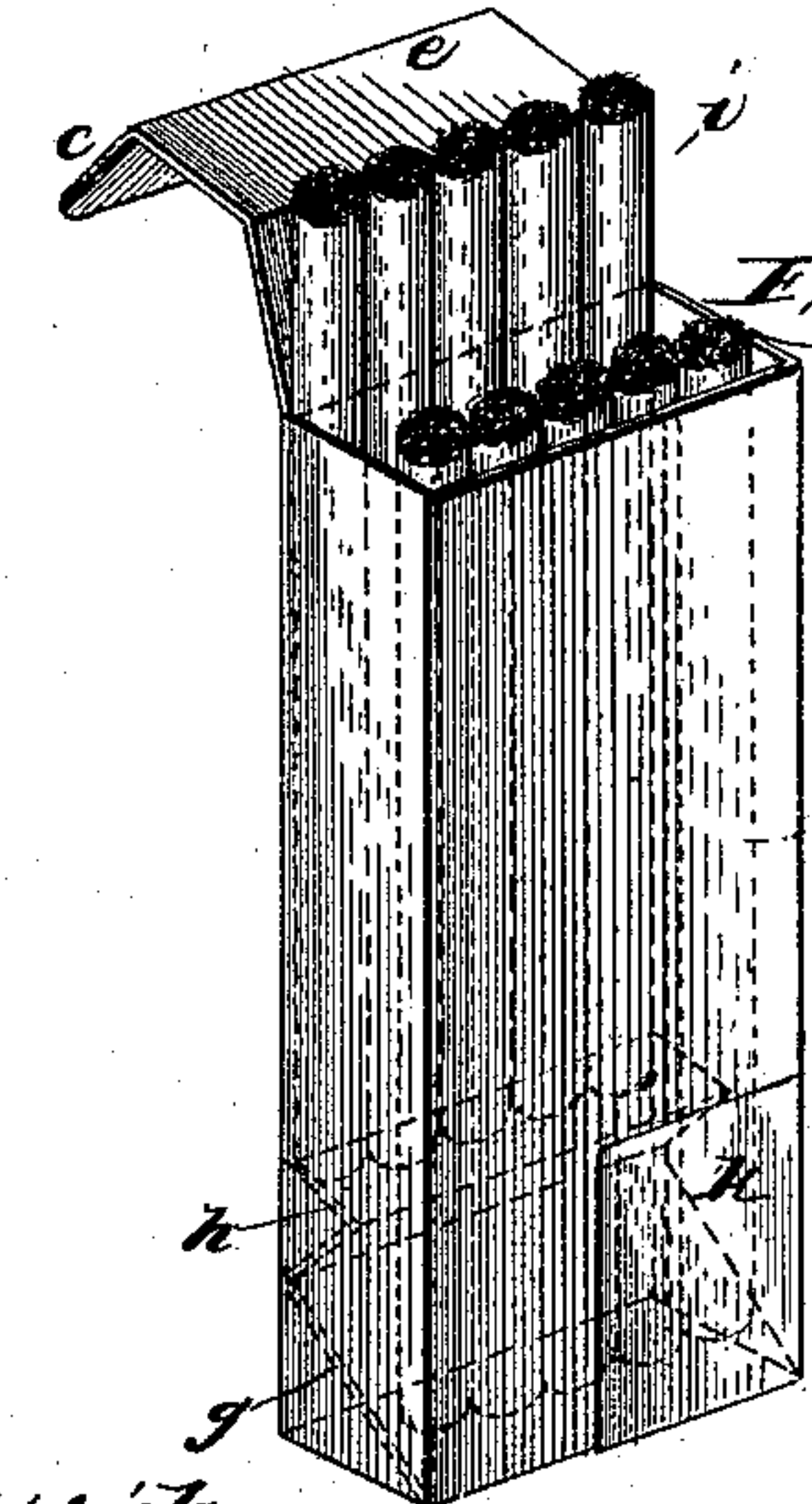


Fig. 4.

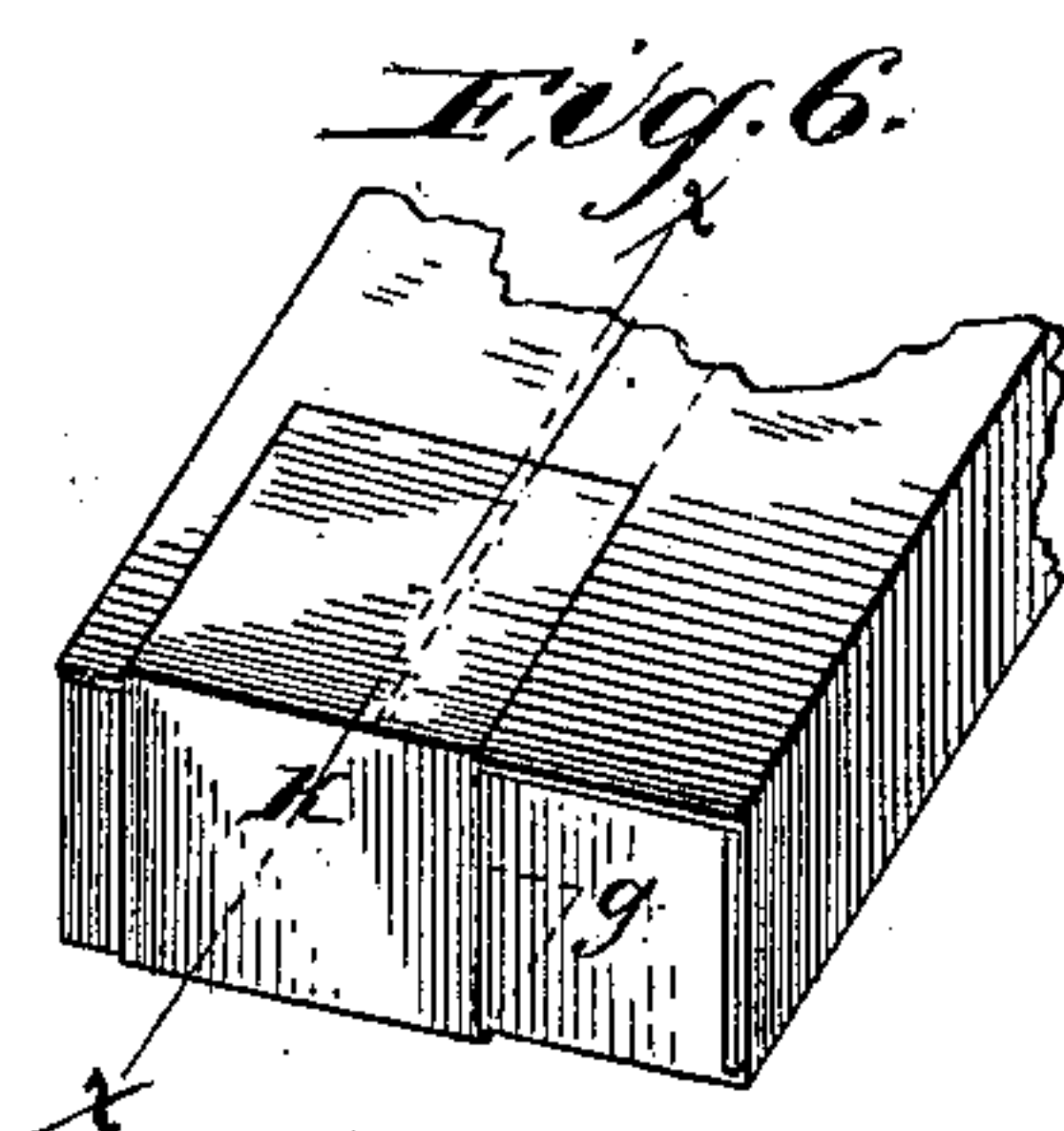


Fig. 6.

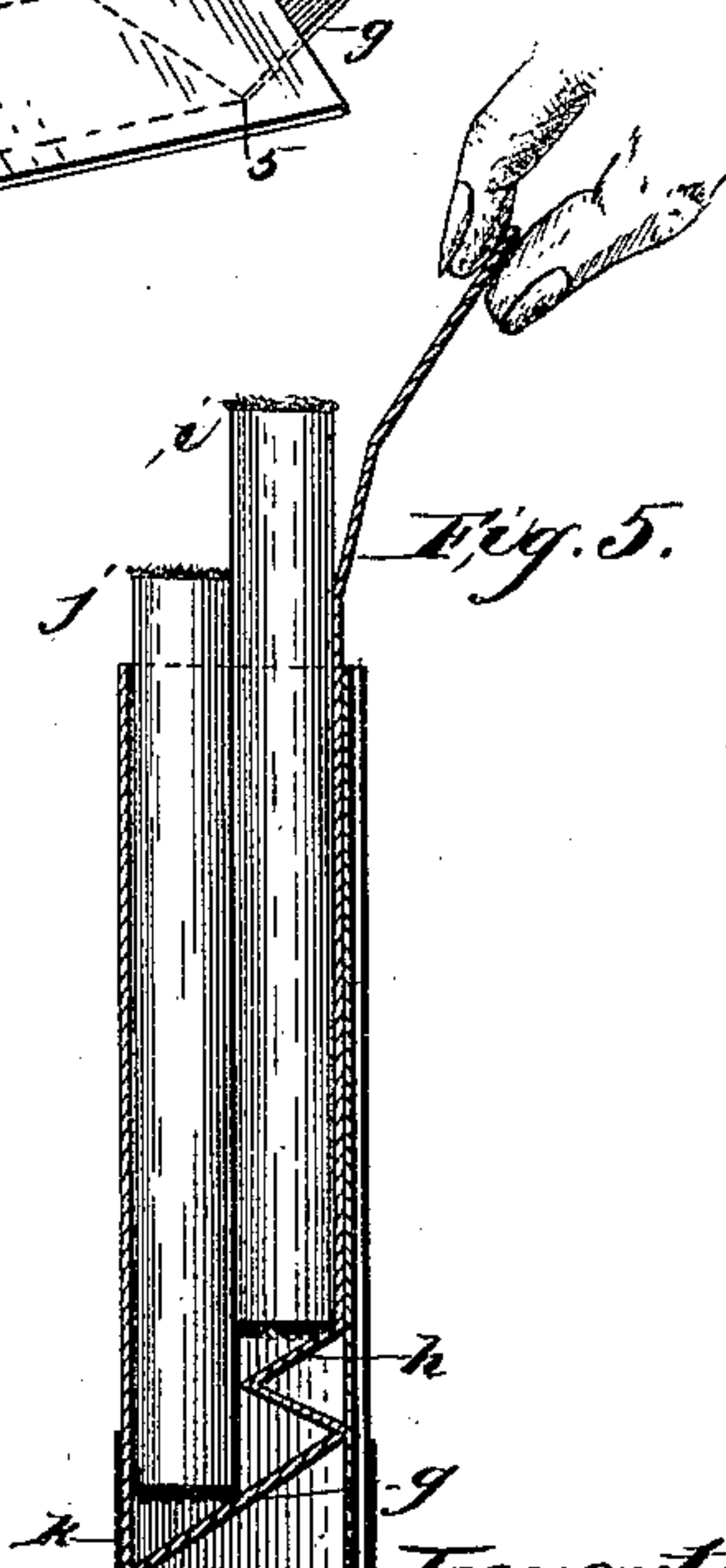


Fig. 5.

Witnesses.
Harry L. Amer-
son
John C. Dyer

Inventor.
Wm. H. Scott.
By Johnston, Reinohl & Dyer
Attorneys.

UNITED STATES PATENT OFFICE.

WILLIAM H. SCOTT, OF WASHINGTON, DISTRICT OF COLUMBIA.

BOX.

SPECIFICATION forming part of Letters Patent No. 381,889, dated April 24, 1888.

Application filed December 3, 1887. Serial No. 256,909. (No model.)

To all whom it may concern:

Be it known that I, WILLIAM H. SCOTT, a citizen of the United States, residing at Washington, District of Columbia, have invented certain new and useful Improvements in Boxes; and I do hereby declare the following to be a full, clear, and exact description of the invention, such as will enable others skilled in the art to which it appertains to make and use the same.

My invention relates to boxes, and has for its object the construction of a box with an interior sliding portion or lining formed integral with the body portion of the box and adapted to withdraw the contents of the box to render them easy of removal.

The invention will be hereinafter described, and particularly pointed out in the claims.

In the accompanying drawings, which form a part of this specification, Figure 1 is a plan of a blank for making my improved box; Fig. 2, a perspective of a blank showing the folds; Fig. 3, a vertical longitudinal section of a closed box; Fig. 4, a perspective of an open box with cigarettes in position for removal; Fig. 5, a vertical longitudinal section of an open box, and Fig. 6 a perspective of one end of a box.

Reference being had to the drawings and the letters marked thereon, Fig. 1 represents a blank for manufacturing my improved box, and consists of a rectangular portion, *a*, which is folded on the lines 1 2 3 4 to form the sides, top, and bottom of the body of the box, and a rectangular strip, *b*, which projects from one edge of the body portion at a right angle and is folded on the lines 5, 6, 7, 8, 9, and 10, to form the sliding lining, the ends of the box, and the flap *c*. A small flap, *d*, is cut from the upper end or cover *e*, and serves as a ready means for drawing the flap *c* out of the box into the position shown in Fig. 5. The portion of the blank marked *b* is of a width corresponding with the width of the interior of the box when folded into the box, and forms a sliding lining for one side only of the box and both ends thereof. The lower end of the box is provided with a double fold,

one of which extends across the box laterally, as shown at *g*, and the other extends only part way across, as shown at *h*.

When the box is opened by drawing out the lining *b*, the lower end assumes two angular planes and projects the cigarettes or other contents above the upper end of the box in two tiers, *i j*, one extending beyond the other, as shown in Figs. 4 and 6, and renders them easy of access for removal.

The lower end of the box (when filled) may be secured by applying the usual revenue-stamp in the manner shown at *k* in Figs. 3, 4, 5, and 6; or said end may be closed by a separate piece of material being pasted or otherwise secured over it; or the blank itself may be provided on the edge opposite to the portion *b* with a projection which will fold over and close the end.

The stamp may or may not be broken before the box is opened.

Instead of forming the blank as shown in Fig. 1, the portion *b* may be formed with one of its edges in line with one edge of the portion *a* of the blank, or the portion *b* may be set back a distance from the edge of the portion *a* equal to the width of one of the sides of the box. In either construction of the blank the number of folds will be the same, and only one overlapping seam is required to complete a box with an inner sliding lining to withdraw the contents.

Both portions of the box being integral, the blanks are cut from sheets of paper, leather, or other flexible material, and, producing the minimum of waste, are folded and secured by a single overlapping seam, which may be in the center or near the edge on the bottom of the box, or it may be formed on one side thereof.

The box is not limited in its use to cigarettes, but may be used to pack various other articles. The flap *c* may be folded over the upper end of the box and secured on the outside for cigar-cases, if desired.

Having thus fully described my invention, what I claim is—

1. A box consisting of a body and a sliding

lining folded within the body and provided with a double fold in one of its ends, substantially as described.

2. A box consisting of a body and a strip
5 forming a sliding lining on one side and both ends of the box, one of said ends having a double fold, substantially as described.

3. A box consisting of a body and a strip forming a sliding lining on one side and both

ends of the box, one of said ends having a 10 double fold and the other a flap, substantially as described.

In testimony whereof I affix my signature in presence of two witnesses.

WILLIAM H. SCOTT.

Witnesses:

S. A. TERRY,

WM. E. DYRE.