

(No Model.)

E. J. KRAETZER.
FASTENER FOR GLOVES, &c.

No. 381,703.

Patented Apr. 24, 1888.




FIG. 1.



FIG. 5.

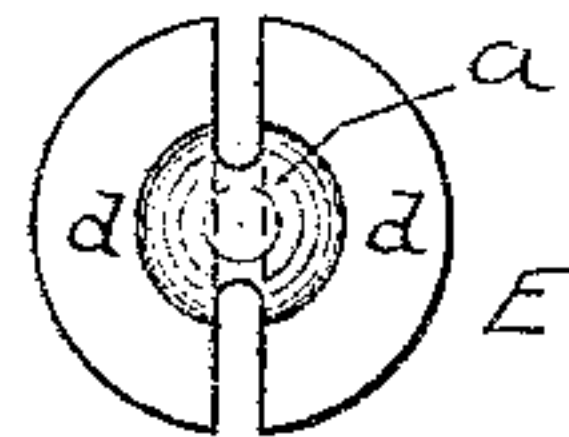


FIG. 10.

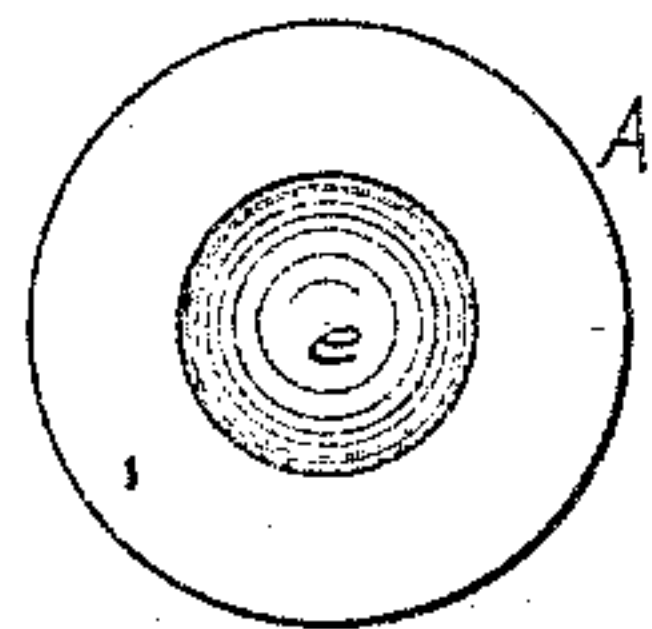


FIG. 2.

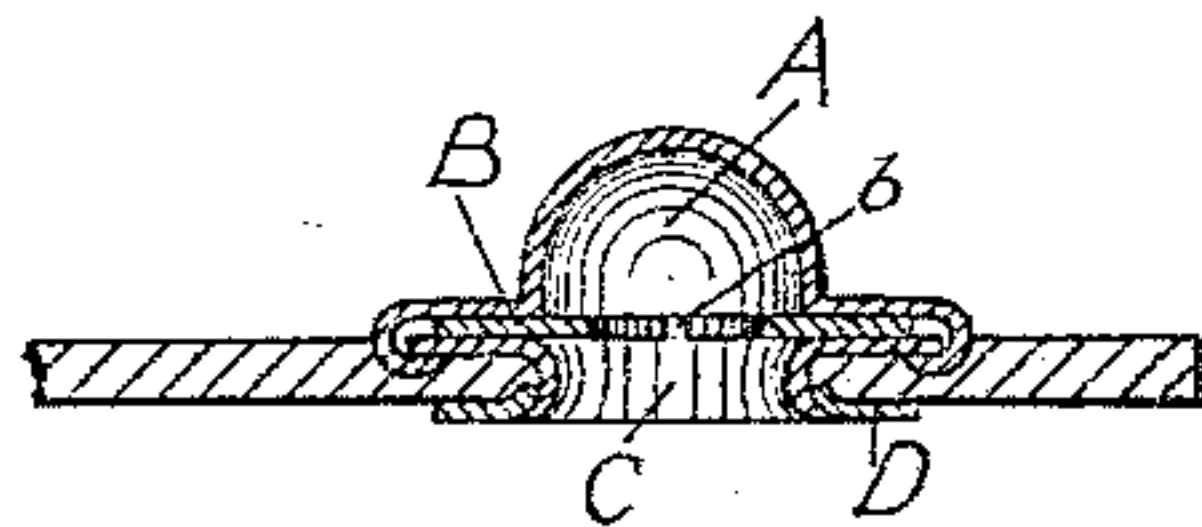


FIG. 6.



FIG. 11.

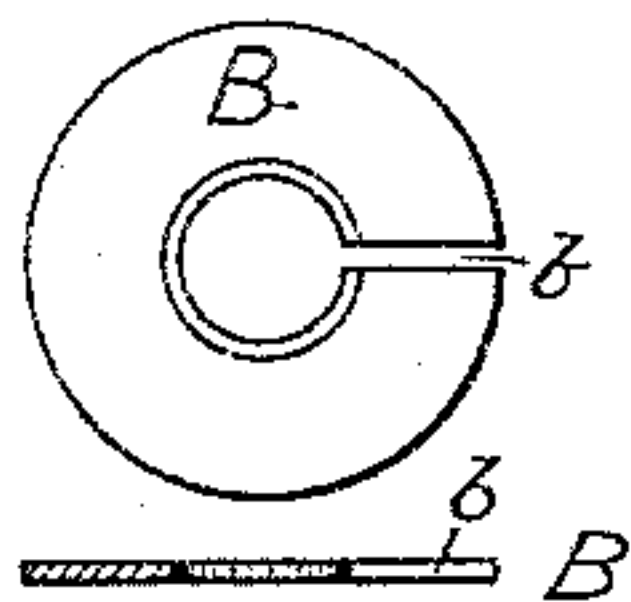


FIG. 3.

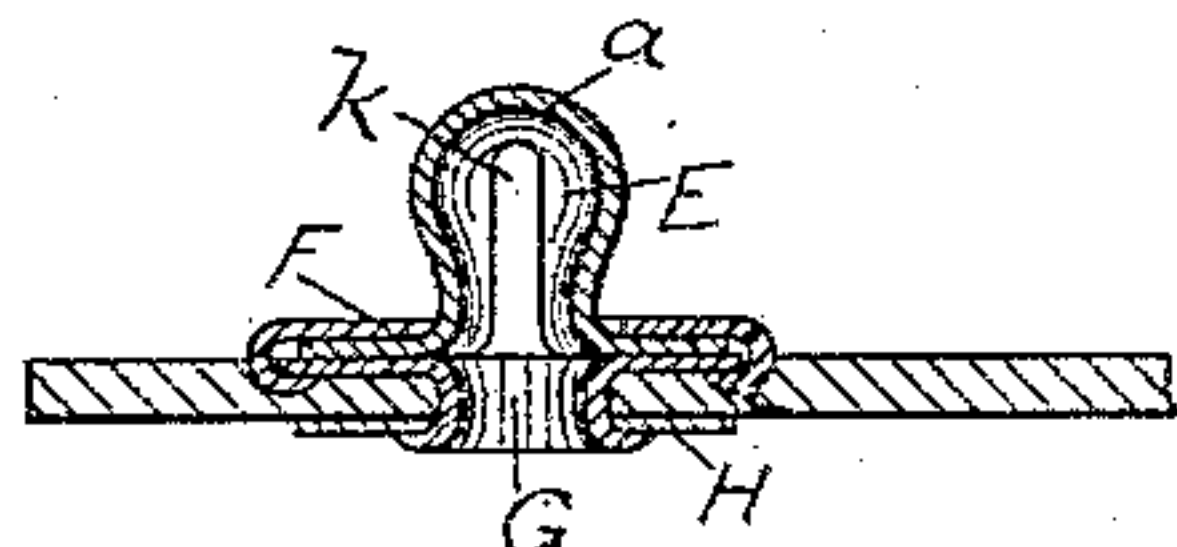


FIG. 7.



FIG. 12.

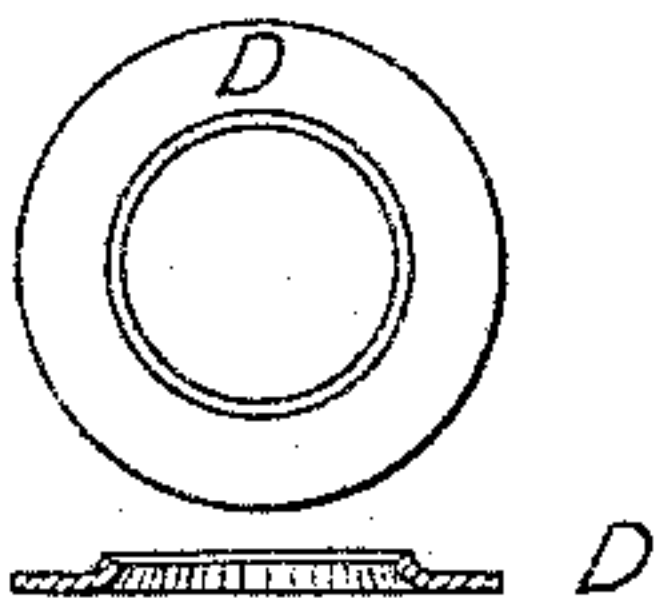


FIG. 4.

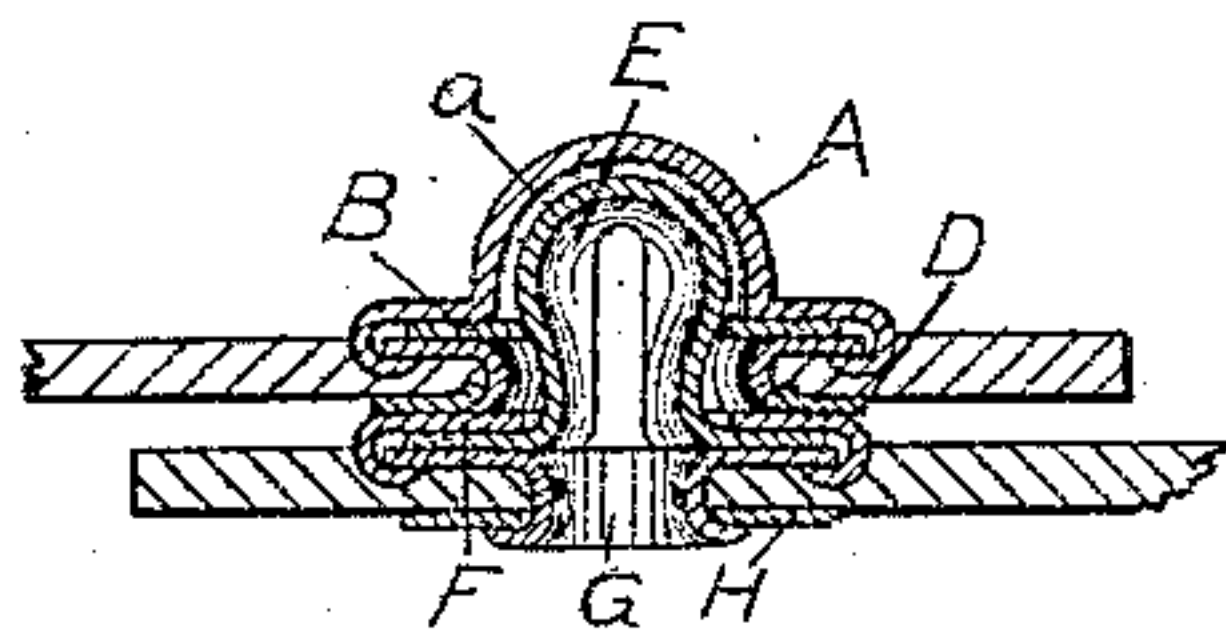


FIG. 8.

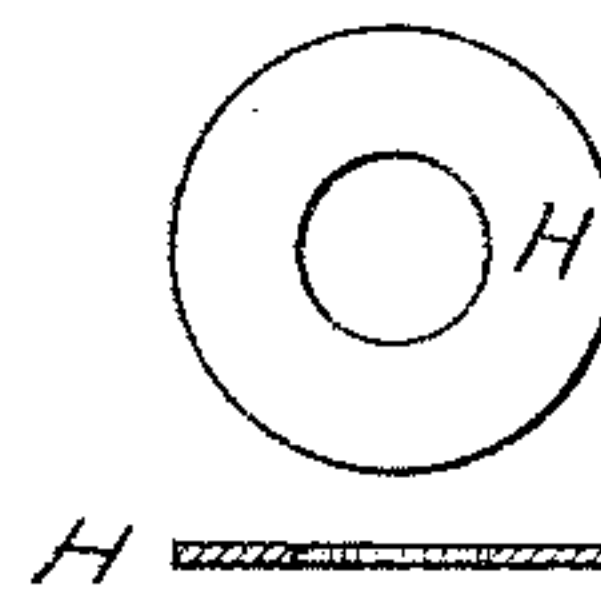


FIG. 13.

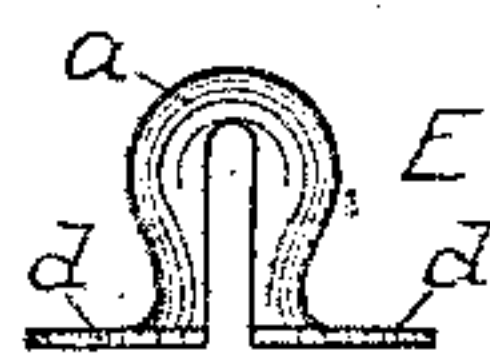


FIG. 9.

WITNESSES.
Albert E. Leach -
M. H. Thompson.

INVENTOR.
Edwin J. Kraetzer
By his Attorney.
J. H. H. H.

UNITED STATES PATENT OFFICE.

EDWIN J. KRAETZER, OF BOSTON, MASSACHUSETTS.

FASTENER FOR GLOVES, &c.

SPECIFICATION forming part of Letters Patent No. 381,703, dated April 24, 1888.

Application filed February 11, 1888. Serial No. 263,740. (No model.)

To all whom it may concern:

Be it known that I, EDWIN J. KRAETZER, a citizen of the United States, residing at Boston, in the county of Suffolk and Commonwealth of Massachusetts, have invented certain new and useful Improvements in Fasteners, of which the following is a specification.

My invention consists of an improved fastener for gloves and other articles, as herein-
after explained.

Of the drawings, Figure 1 is a view in section of the dome-cover of the button-hole member; Fig. 2, a plan view of the same. Fig. 3 shows in plan and section the split washer. Fig. 4 shows the washer at the bottom of the button-hole member. Fig. 5 is the flanged eyelet used in that member; Fig. 6, a sectional view of the button-hole member complete; Fig. 7, of the complete button member; Fig. 8, of the complete fastening. Figs. 9 to 13, inclusive, are detail views of the button member, of which Fig. 9 is a side view of the flanged stud, Fig. 10 a plan view of the same, Fig. 11 a sectional view of the collet, Fig. 12 a similar view of the flanged eyelet, and Fig. 13 views of the washer.

The flexible socket or button-hole member consists, preferably, of four parts—viz., a cover, A, having a dome-shaped top, a split flexible washer, B, a flanged eyelet, C, and a washer, D. The cover A consists of the dome-shaped top *e* and the open enlarged collet-shaped mouth *f*. Into this open enlarged portion is introduced the flat washer B, which is rendered flexible by means of the radial slit *b*, and against the under surface of the flexible washer is placed the flange *g* of the eyelet C. The under edge of the opened-out portion *f* of the cover A is then rounded in under the flange of the eyelet C, thus holding the three pieces A, B, and C firmly together. The lower downwardly-projecting portion, *h*, of the eyelet C is then passed from above through a hole in the upper flap of the glove or other article to which the fastener is to be secured and rounded out around the washer D on the under side of the flap. The diameter of the central opening of the flexible washer D is such as to embrace the contracted neck of the stud to be inserted therein, opening out slightly when pressed upon the stud to allow the enlarged head of the stud to enter.

The button member, which, as here shown, is also flexible, consists, preferably, of a stud, E, a collet, F, a flanged eyelet, G, and a washer, H. The stud E is struck up from a plain metal blank in any desired manner, as by suitably-formed dies. When bent into shape, it consists of the enlarged head *a*, surmounting a contracted neck and formed with the inner loop, *k*, extending from the bottom upward, which separates the stud into two wings, and by which it is rendered flexible from beneath. The central opening of the collet F being of sufficient size to pass over the head *a*, the said collet is firmly pressed down upon the flanged portion *d d* of the stud, and the under edge of the downwardly-projecting portion *m* of the collet is closed in under the flange of the eyelet G, thus preventing undue spreading apart of the flanged portions *d d* of the stud and holding the stud and eyelet securely together. The lower part of the eyelet G is then inserted from above into a hole in the under flap of the glove or other article and is rounded out on the under side of the flap around the washer H, as shown in Fig. 7. When the button-hole member is pressed down upon the button member, either the flexible washer B is opened out by the pressure of the enlarged head *a* of the stud E against it or the flexible stud E is contracted by the forcing together of its two wings, or possibly both actions may occur conjointly and the enlarged head enter the opening of the washer. The parts then assuming their normal condition, the washer B embraces the contracted neck of the stud, as shown in Fig. 8, and the flaps of the glove or other article are held securely together against any lateral strain.

To unfasten the clasp, it is simply necessary to raise the button-hole member from the button member, when they will immediately spring apart.

It is obvious that either of the flexible members herein described may be used with any inflexible member of the opposite kind—as, for instance, a solid and inflexible button-hole member could be used with the flexible stud E—and on the other hand a solid and inflexible stud might be used with the flexible button-hole member shown in Fig. 6.

I claim—

1. A flexible button member consisting of a

struck-up stud, E, divided from beneath, as at *k*, into two flexible flanged wings, in combination with an eyelet, G, a collet, F, and a washer, H, substantially as described.

5 2. In a fastener, a flexible button-hole member secured to one flap of a glove or other article, and consisting of a cover, A, an eyelet, C, a flexible washer, B, and a washer, D, in combination with a button member secured to the
10 other flap of the glove or other article, substantially as described.

3. In a fastener, a flexible button member secured to one flap of a glove or other article, and consisting of a collet, F, an eyelet, G, a
15 washer, H, and a struck-up stud, E, divided from beneath, as at *k*, into two flexible flanged wings, in combination with a button-hole member secured to the other flap of the glove or other article, substantially as described.

4. In a fastener, a flexible button member 20 secured to one flap of a glove or other article, and consisting of a collet, F, an eyelet, G, a washer, H, and a struck-up stud, E, divided from beneath, as at *k*, into flexible flanged wings, in combination with a flexible button- 25 hole member attached to the other flap of the glove or other article, and consisting of a cover, A, a flexible washer, B, an eyelet, C, and a washer, D, substantially as described.

In witness whereof I have hereunto set my 30 hand.

EDWIN J. KRAETZER.

Witnesses:

WM. B. H. DOWSE,
ALBERT E. LEACH.