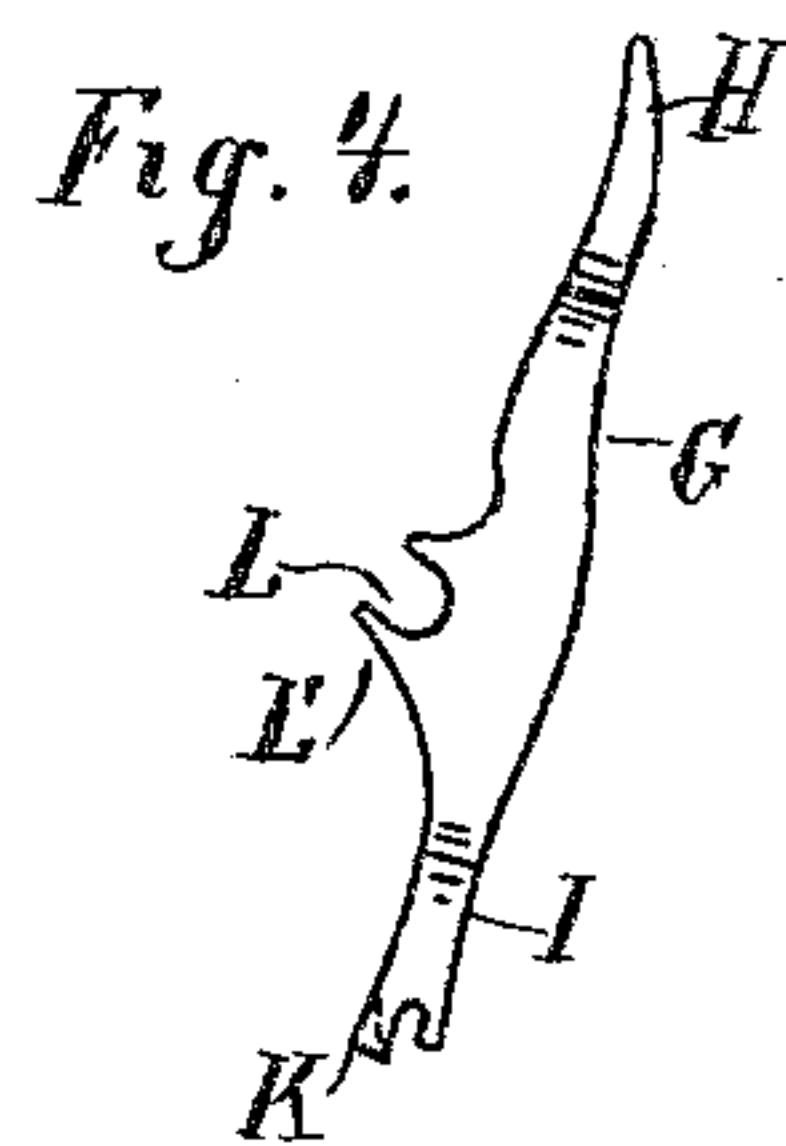
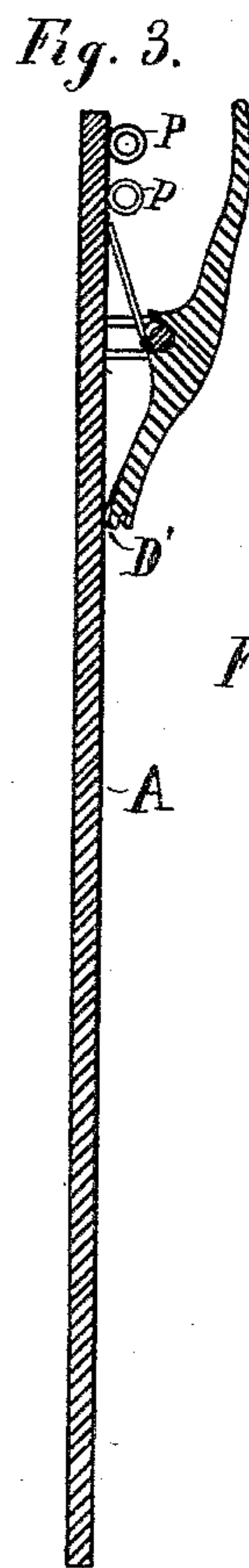

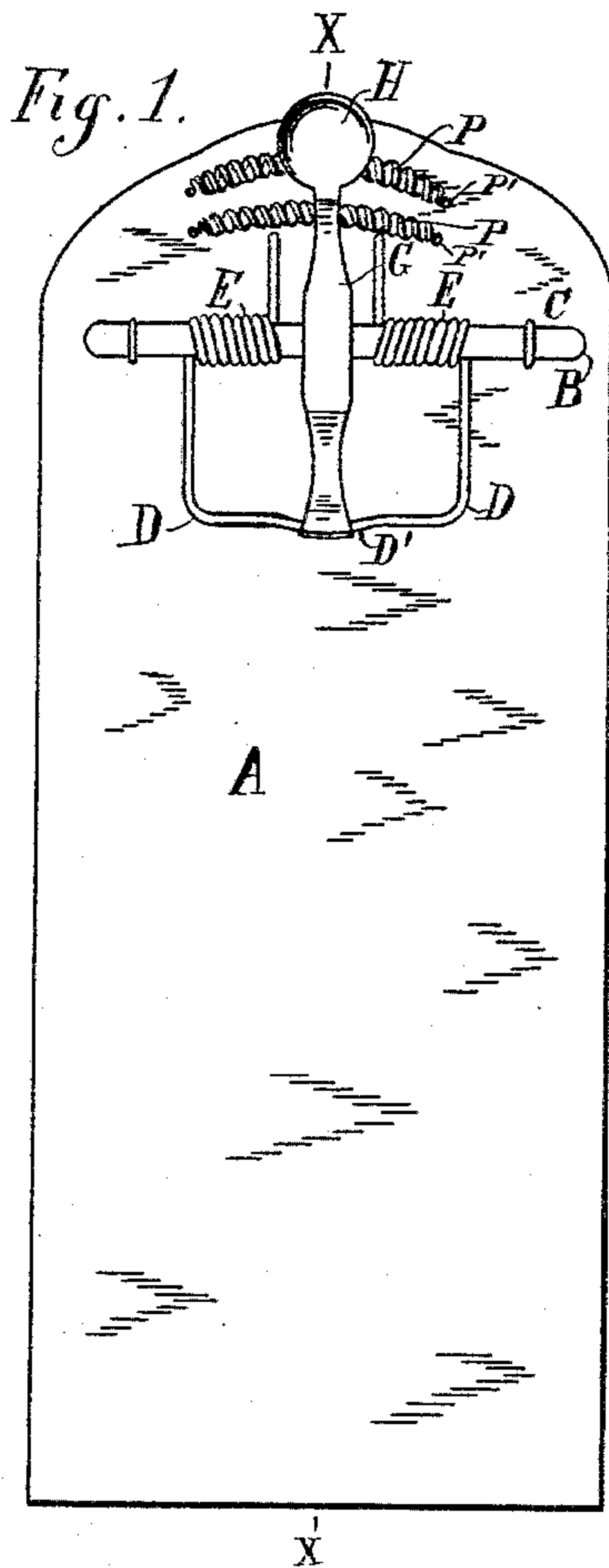


(No Model.)

J. W. KING.
PAPER CLIP.

No. 381,702.

Patented Apr. 24, 1888.



Witnesses.

Carroll J. Webster.
Mesley Smith.

Inventor.
Jabez W. King.
By William Webster.
Atty.

UNITED STATES PATENT OFFICE.

JABEZ W. KING, OF TOLEDO, OHIO.

PAPER-CLIP.

SPECIFICATION forming part of Letters Patent No. 381,702, dated April 24, 1888.

Application filed November 3, 1887. Serial No. 254,211. (No model.)

To all whom it may concern:

Be it known that I, JABEZ W. KING, a citizen of the United States, and a resident of Toledo, in the county of Lucas and State of Ohio, have invented certain new and useful Improvements in a Paper-Clip; and I do hereby declare that the following is a full, clear, and exact description of the invention, which will enable others skilled in the art to which it appertains to make and use the same, reference being had to the accompanying drawings, and to the letters of reference marked thereon, which form part of this specification.

My invention relates to a paper-clip, and has for its object to provide a simple, inexpensive, and convenient device for holding papers, bills, &c., when in the act of writing or for the purpose of assembling the same.

The invention consists of a clamping-frame, in which the tension is caused by coils at each side thereof and formed of the same piece of material, the frame being mounted upon a bar which acts as a fulcrum for a lever for operating the frame.

Referring to the drawings, Figure 1 is a plan view of a complete clip. Fig. 2 is a side view; and Fig. 3 is a longitudinal section on lines X X, Fig. 1. Fig. 4 is a detail view of lever.

Like letters of reference indicate like parts throughout the several views.

A designates the body of the clip; B, a transverse bar held in position by staples C.

D represents a rectangular clamping-frame, having coils E formed upon each side by coiling the wire of which the frame is made for a distance from the point at which it turns to form the rear side of the frame, the coiled portions extending to nearly the center of the frame, from which point the wire is extended rearwardly, the ends F forming a tension for the frame.

G designates a lever, having a rear portion, H, which serves as a thumb-rest, and an inner end, I, having a notch, K. The center of the lever is enlarged and has a semi-cylindrical groove, L, having a rearwardly-extending portion, L', that partially embraces bar B.

To assemble the parts, bar B is passed through the coils E and secured in place by staples C, notch K is engaged with the front portion of

frame D, and groove L is caused to partially embrace bar B, this being done by causing frame D to spring sufficiently to allow portion L' of notch L to pass the bar and engage with the same.

I have shown the center of the front bar of frame D slightly raised at the center D' for the purpose of compensating for the thickness of the lever at the under side of notch K. It will be evident that the frame may be straight at this point and the lever cut to an incline, as shown in dotted lines, Fig. 4.

As a convenient attachment to the clip, for the purposes of a pencil or pen-holder, I attach the devices shown at P, which consist of coiled springs, the coils of which are of slightly larger radius than the pencil or pen-holder to be inserted. The coil is attached at each end to the body of the clip by inserting the ends therein which are driven into body A a less distance apart than the length of the spring, which causes the spring to lie flat upon the body A, but in an arc of a circle of such a radius that the interior of the coil at the center is arched about one-half the diameter of the coil, so that when a pencil or pen-holder is inserted into the outer coil and passed through the entire length of the coil the tension of the same will hold the pencil or pen-holder in place.

It will be seen that lever G can be readily attached or detached for convenience of shipment or in transporting the same in any manner.

Having described my invention, what I claim, and desire to secure by Letters Patent, is—

As a new article of manufacture, a paper-clip having a clamping-frame mounted upon a transverse bar, spring portions integral with the frame, a lever fulcrumed upon the bar and connected with the springs, and having a pencil or pen-holder formed of a coil of wire attached to the frame, as and for the purpose set forth.

In testimony that I claim the foregoing as my own I hereby affix my signature in presence of two witnesses.

JABEZ W. KING.

Witnesses:

WILLIAM WEBSTER,
EDWIN R. KINNEY.