

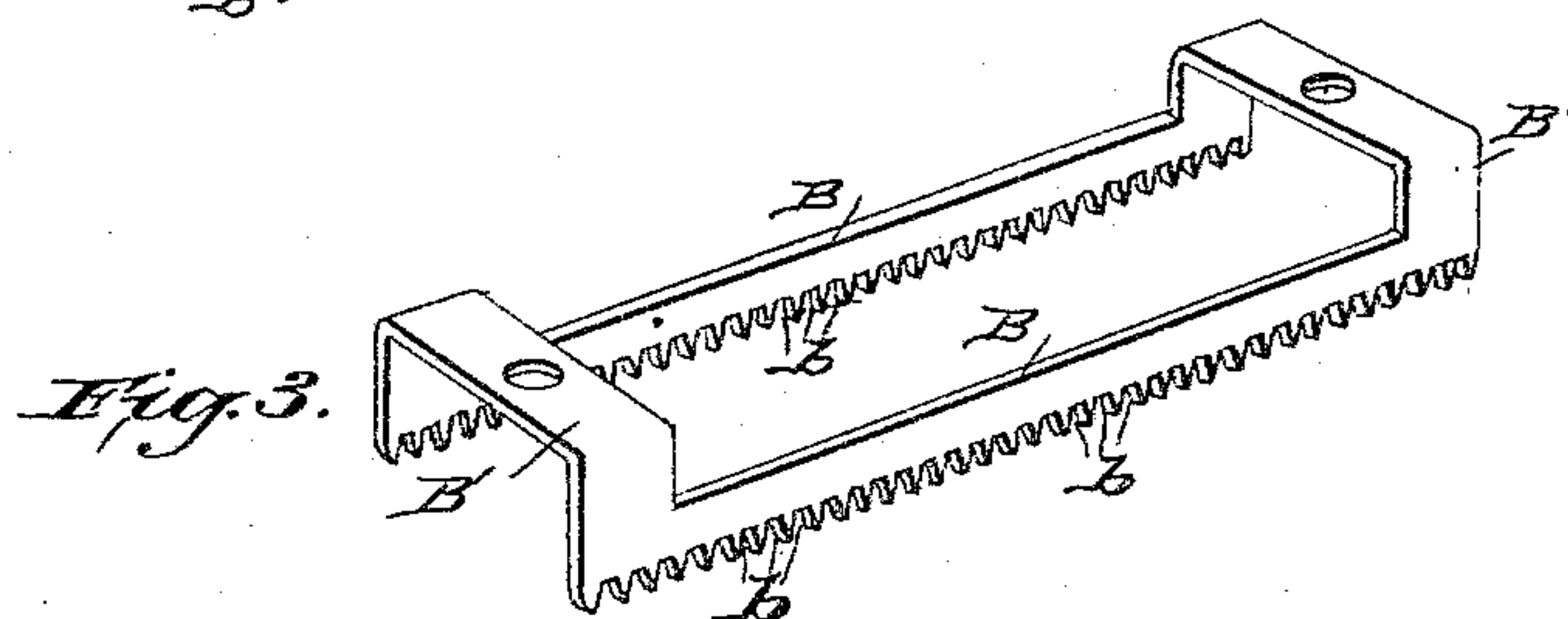
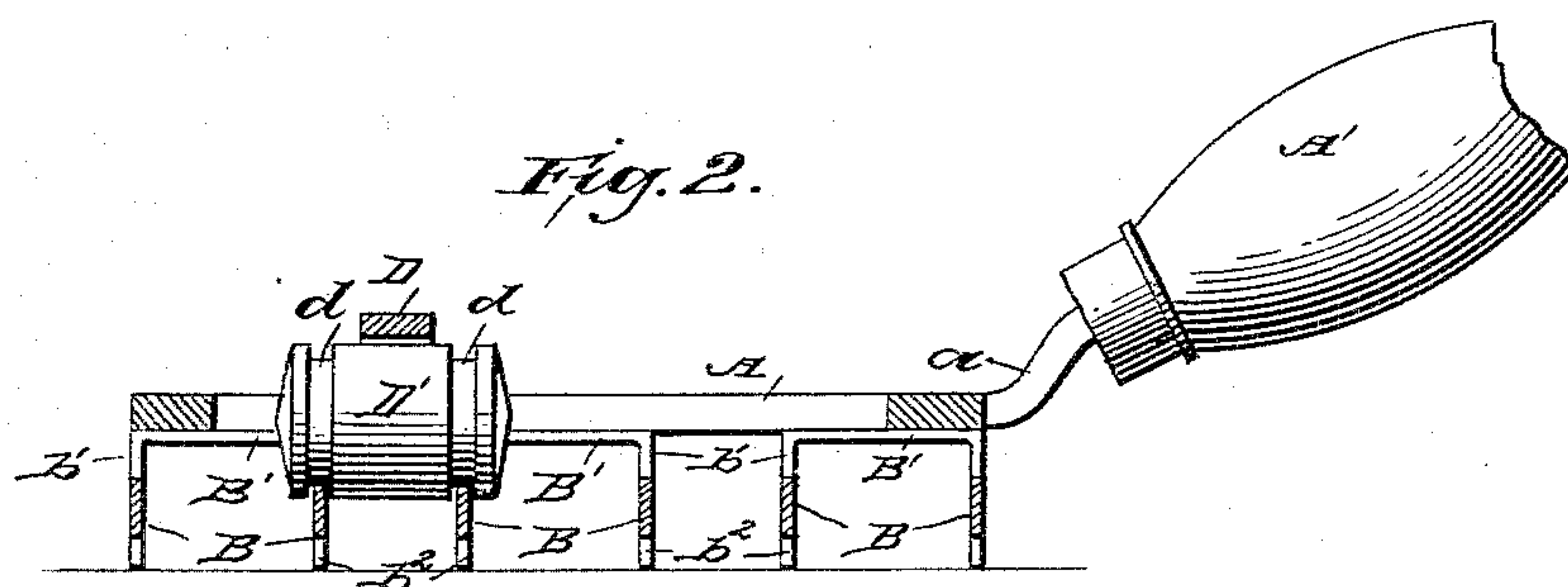
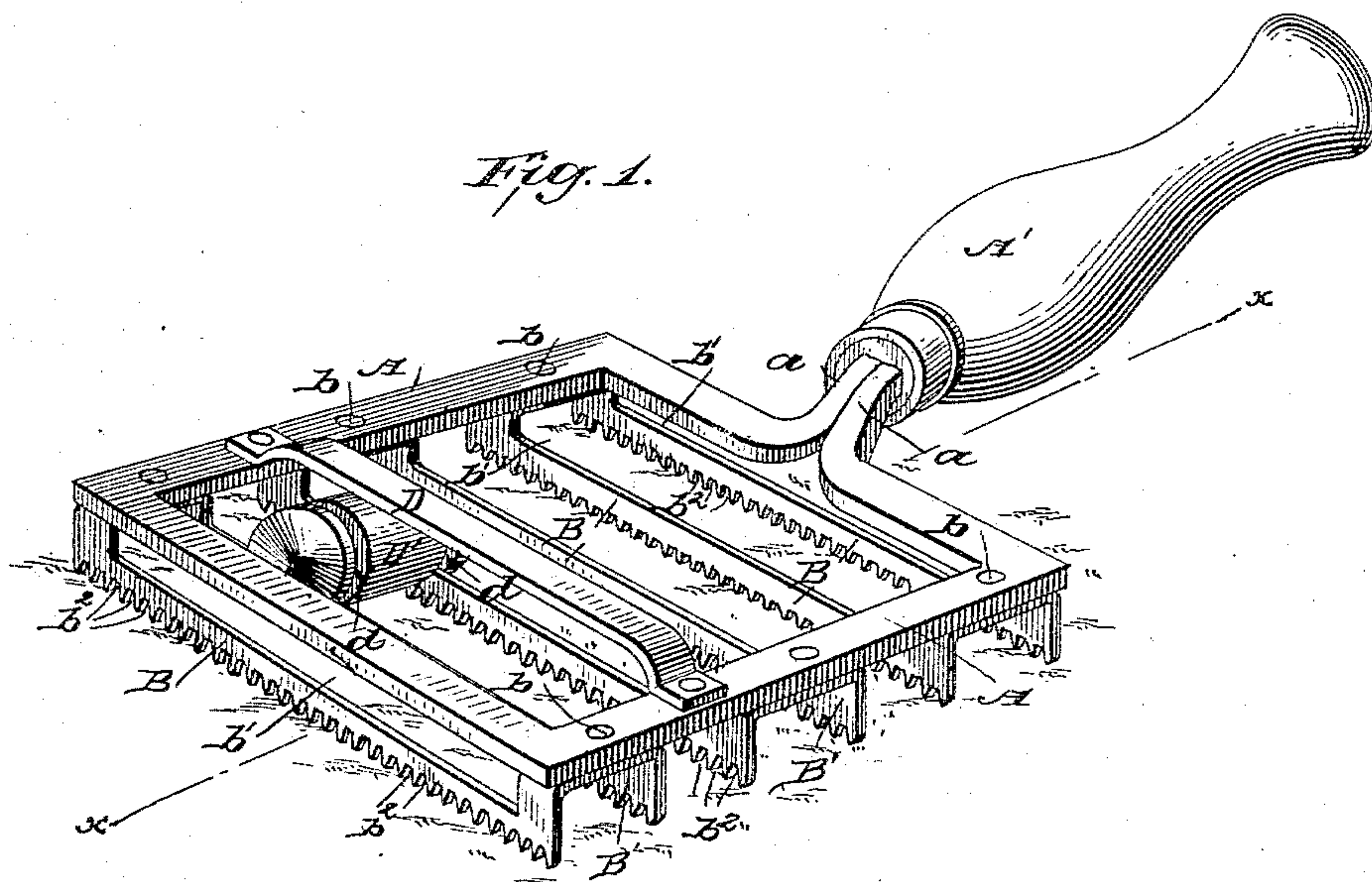
(No Model.)

F. S. NEAL.

CURRY COMB.

No. 381,637.

Patented Apr. 24, 1888.



WITNESSES:

W. R. Davis.
C. Sedgwick.

INVENTOR:

F. S. Neal.

BY

Munn & Co.

ATTORNEYS.

UNITED STATES PATENT OFFICE.

FRANK S. NEAL, OF PLAINFIELD, ASSIGNOR TO HIMSELF, AND LEWIS A. KLINE, OF NORTH PLAINFIELD, NEW JERSEY.

CURRY-COMB.

SPECIFICATION forming part of Letters Patent No. 381,637, dated April 24, 1888.

Application filed August 27, 1887. Serial No. 213,033. (No model.)

To all whom it may concern:

Be it known that I, FRANK S. NEAL, of Plainfield, in the county of Union and State of New Jersey, have invented a new and Improved Curry-Comb, of which the following is a full, clear, and exact description.

My invention relates to an improvement in curry-combs, and has for its object to provide a comb of light yet durable construction, and which may be readily cleaned of dust without striking the comb against an object, whereby the comb is more or less damaged.

The invention consists in the construction and combination of the several parts, as will be hereinafter fully set forth, and pointed out in the claim.

Reference is to be had to the accompanying drawings, forming a part of this specification, in which similar letters of reference indicate corresponding parts in all the figures.

Figure 1 is a perspective view of the comb, and Fig. 2 a section on line xx of Fig. 1. Fig. 3 is a perspective view of one united pair of toothed bars.

In carrying out the invention the frame A of the comb consists of a rod bent in rectangular shape, having the two ends a carried rearward centrally at the back and embedded in a suitable handle, A'. A series of toothed bars, B, united in pairs by U-shaped end plates, B', integral therewith, is secured to the under face of the frame by rivets b or equivalent devices passing through said plates and through the frame.

The connection of the toothed bars B with the members of the end plates, B', is effected below the upper surface of the latter, whereby a space or recess, b' , is provided between the upper edge of the toothed bars and the top surface of the connecting plates. Therefore, when the bars are positioned upon the frame,

their aligning upper edges are below the plane of the frame, as shown in Fig. 1.

The spaces b^2 intervening the teeth are more or less U-shaped, avoiding sharp crevices, whereby the dust may be readily shaken out.

Near the front of the frame a bar, D, is extended transversely and secured at each end, which bar is adapted to retain in position a reciprocating weight, D', the said weight being provided with annular grooves d to receive the upper edges of one or more toothed bars B. Thus the weight is held to revolve upon the said toothed bars B beneath the guide-bar D, and when the comb is reciprocated alternately strikes each side and jars or shakes the comb free of dust.

It is evident from the open construction of the comb that but little dust can adhere thereto and that but a slight jar is all that becomes necessary to dislodge the little that does settle.

By the use of the weight the comb may be preserved for a length of time in good order, as there is no strain brought to bear upon it.

Having thus fully described my invention, what I claim as new, and desire to secure by Letters Patent, is—

The combination, with a curry-comb consisting of a rectangular skeleton frame and a series of toothed bars arranged in pairs transversely the frame, each bar provided with a recess upon the upper edge, whereby the body of the bars is below the plane of the frame, of a grooved weight adapted to roll upon the upper edges of contiguous bars, and a guide-rod attached to said frame over the movable weight, substantially as and for the purpose herein set forth.

FRANK S. NEAL.

Witnesses:

J. F. ACKER, Jr.,

L. A. KLINE.