

(No Model.)

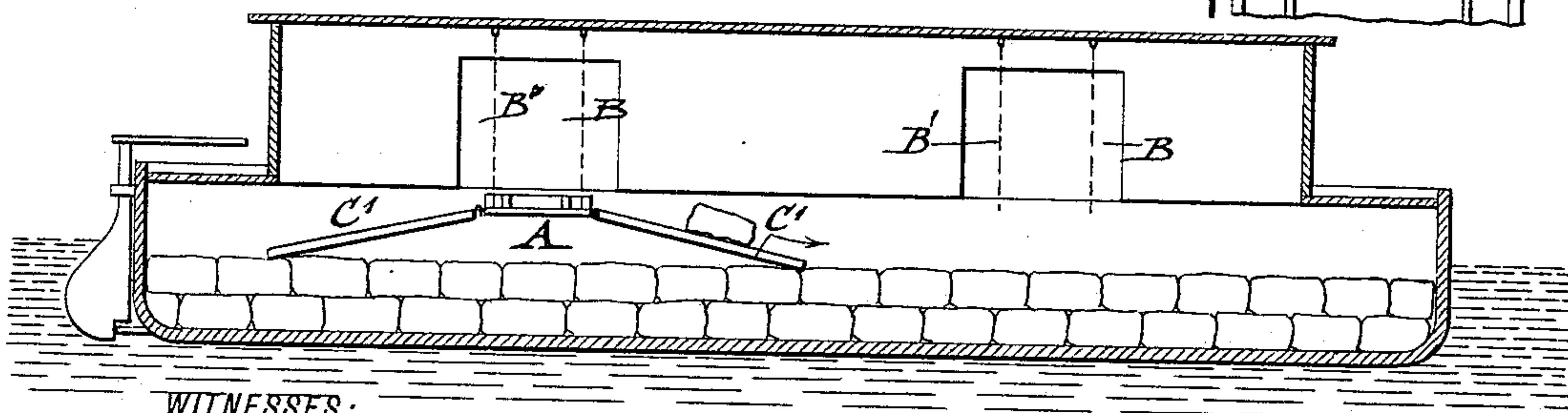
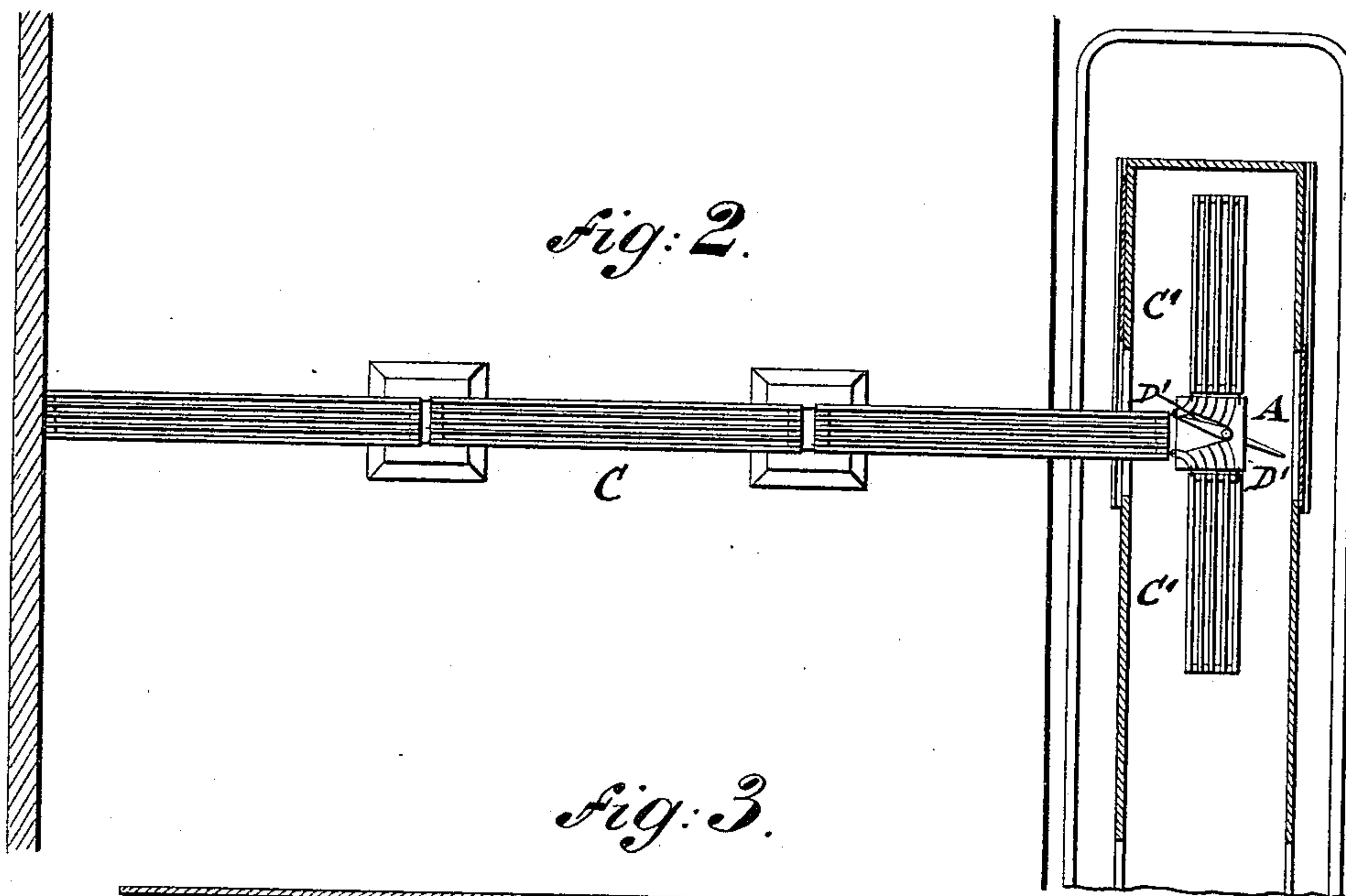
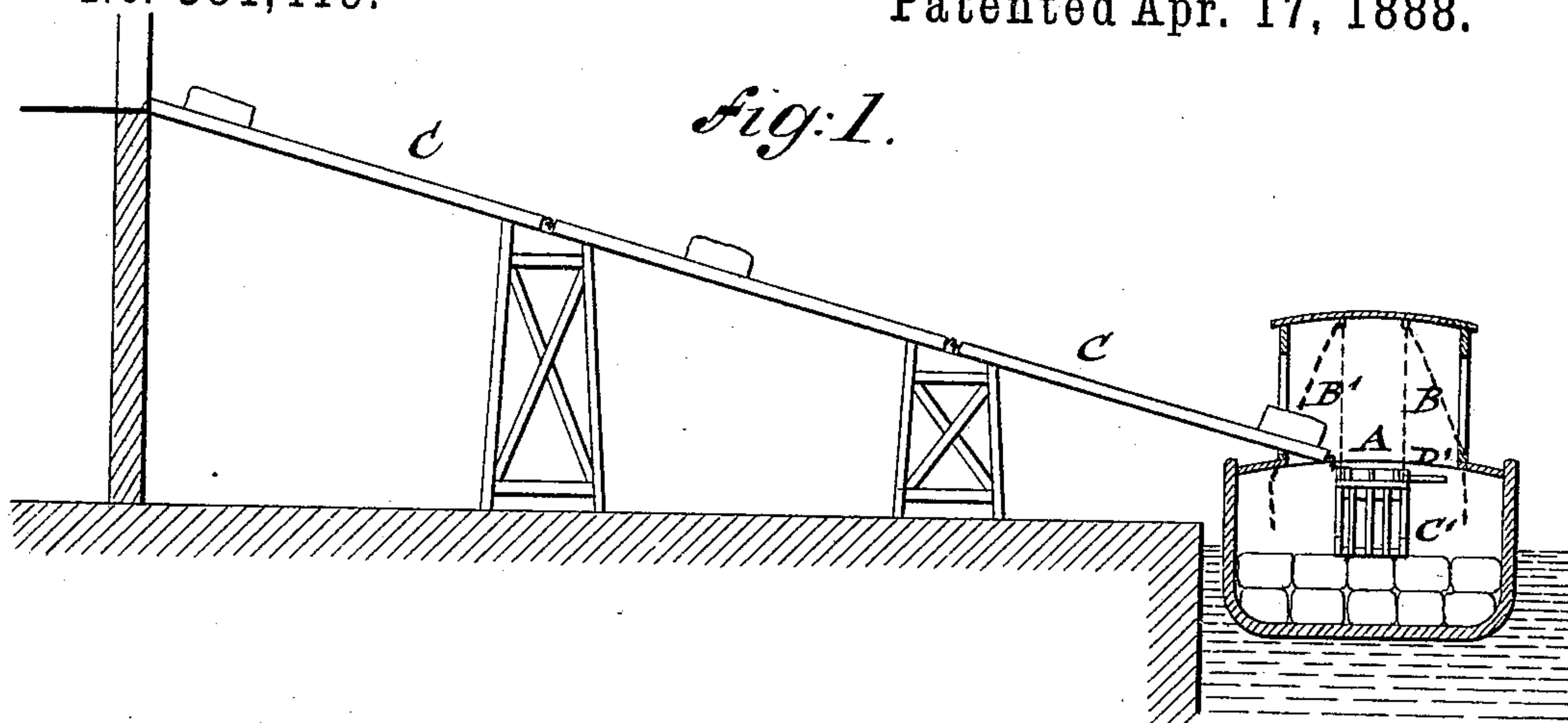
2 Sheets—Sheet 1.

J. REIS.

SWITCH FOR ICE RUNS.

No. 381,419.

Patented Apr. 17, 1888.



WITNESSES:

A. Schehl.
Carl Karp

INVENTOR.

John Reis.
BY *Gordon Regeuer*
ATTORNEYS.

(No Model.)

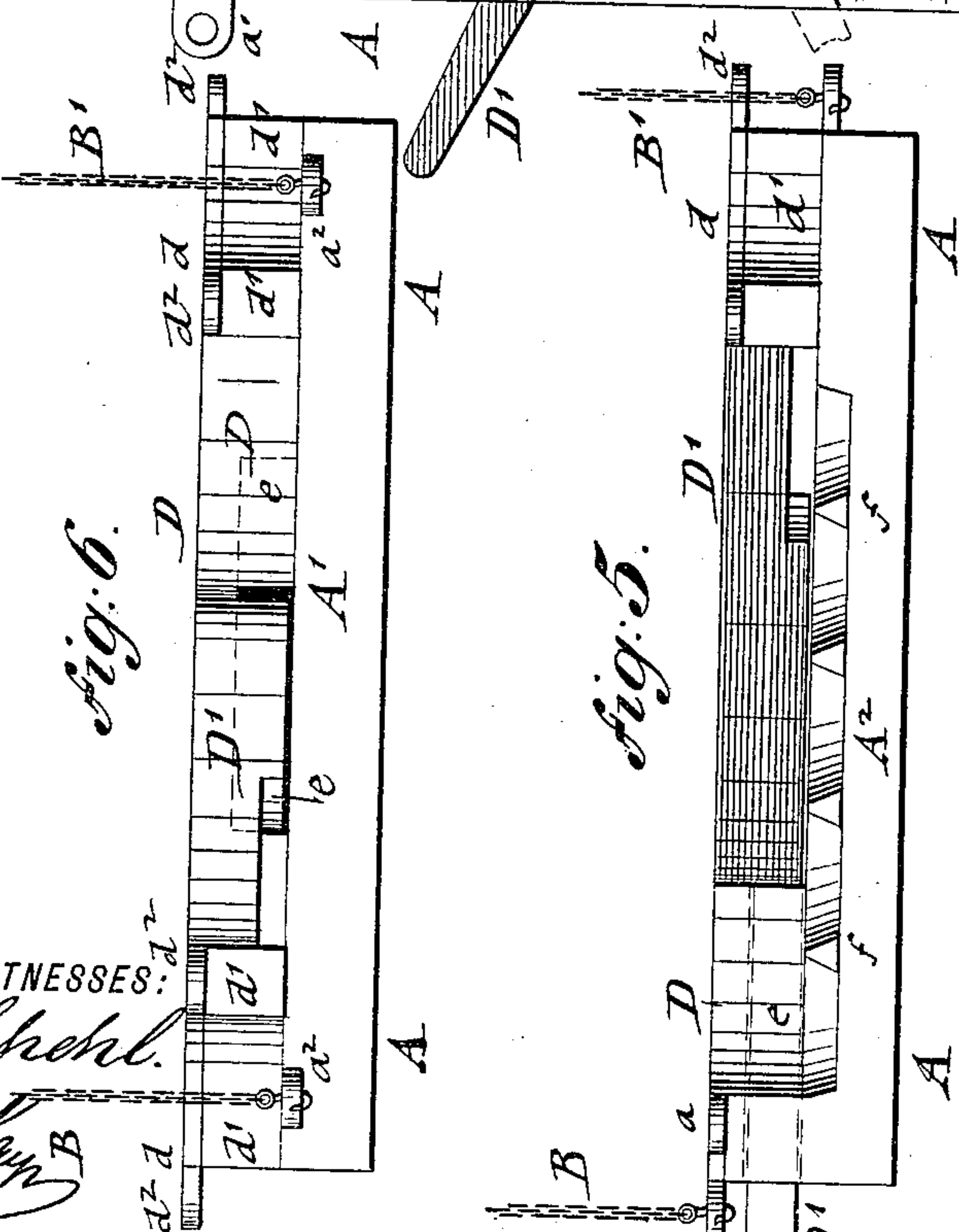
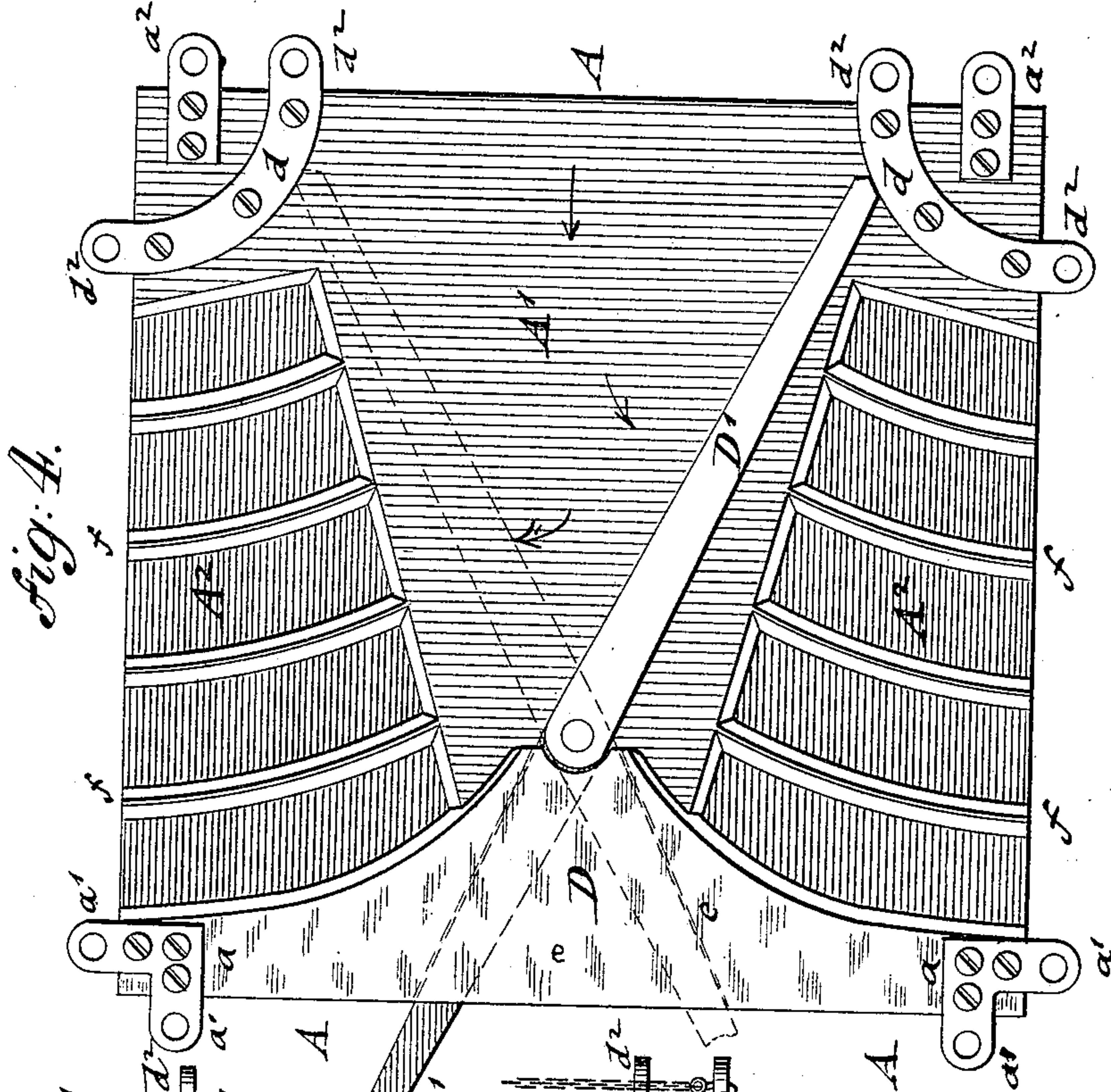
2 Sheets—Sheet 2.

J. REIS.

SWITCH FOR ICE RUNS.

No. 381,419.

Patented Apr. 17, 1888.



WITNESSES:

A. Schehl.

Charles B. B.

INVENTOR.

John Reis.

BY

George A. Regener.

ATTORNEYS.

UNITED STATES PATENT OFFICE.

JOHN REIS, OF RONDOUT, NEW YORK, ASSIGNOR OF ONE-HALF TO THE
BREWERS ICE COMPANY, OF NEW YORK.

SWITCH FOR ICE-RUNS.

SPECIFICATION forming part of Letters Patent No. 381,419, dated April 17, 1888.

Application filed December 9, 1887. Serial No. 257,422. (No model.)

To all whom it may concern:

Be it known that I, JOHN REIS, of Rondout, in the county of Ulster and State of New York, have invented certain new and useful Improvements in Switches for Ice-Runs, of which the following is a specification.

This invention relates to an improved switch for ice-runs, which are employed for conveying blocks of ice from ice-houses to the ice-boats used for shipping the ice to market, the switch being designed for facilitating the regular stowing away of the ice, so as to require less hands and expedite the work considerably.

The invention consists of a switch for ice-runs, the platform of which is suspended by chains and connected with the end of the main run, the platform being provided with a raised rear portion, a smooth middle portion, and with a tongue fulcrumed to the middle portion, and at both sides with depressed portions having curved and pointed rails that communicate with the rails of the lateral run-sections, so that the cake of ice can be conducted by the shifting of the tongue from the main run to either side of the platform onto the connecting run-section, as required by the stowing of the same. The connection of the switch-platform with the main and lateral runs is made by hooks and eyes or other suitable connection.

In the accompanying drawings, Figures 1, 2, and 3 represent, respectively, a side elevation, a plan, and an end elevation of my improved switch for ice-runs, showing it as located in an ice-boat and connected with the main run leading from the ice-house to the boat, and with auxiliary runs by which the cakes of ice are transferred to the hold of the boat. Fig. 4 is a plan of my improved switch, drawn on a larger scale; and Figs. 5 and 6 are respectively a side and end elevation of the switch.

Similar letters of reference indicate corresponding parts.

Referring to the drawings, A represents a platform which is preferably made in square or oblong shape, and which is provided at the rear end with angular corner-straps a , having eyes a' , and with eye-straps a^2 at the opposite corners for attaching thereto the suspension-chains B B', by which the platform is suspended in the ice-boat. At the same end

of the platform A to which the eye-straps a^2 are applied are arranged quadrantal straps d , which are firmly attached to corresponding guide-blocks, d' , that are bolted to the platform A. The curved straps d are provided with eyes d^2 , which serve to receive the connecting-hooks by which the platform is connected with the main and side runs, C and C'. The side eyes, a' , of the corner-straps a also serve to receive the connecting-hooks of the side runs, C'. In place of the hooks and eyes any other hinge-connection between the switch-platform and the main and side runs may be employed.

At the rear part of the platform A is arranged a forward-projecting raised portion or abutment, D, of tapering shape, that is provided with a V-shaped horizontal opening, e , the abutment D and the opening e of the same serving for guiding the rear end of the oscillating tongue D', that is fulcrumed to the platform A at the forward end of the abutment D.

The middle portion, A', of the platform A is made perfectly smooth and communicates with the depressed side portions, A², which are provided with curved and beveled rails f , like the runs, so as to facilitate the lateral switching off of the cakes. The front end of the tongue D' forms contact with either one of the raised blocks d' at the front corners of the platform, according as the tongue D' is moved to one side or the other of the same. The projecting rear end of the tongue D' forms a handle which is taken hold of and operated by a boy or other attendant, according as the cake of ice which is coming down on the main run C is to be conducted to one or the other side run, C', and stowed away in the hold of the boat at one side or the other of the platform A. The cakes are switched off by the tongue to either side of the platform, as required by the stowers.

When the filling of the hold commences, the platform is at its lowermost position, it being gradually raised by means of the suspension-chains B B' as the hold of the ice-boat is getting filled with ice. By the switch the cakes can be distributed in the hold with greater facility and the ice-boat more quickly loaded and at a considerable saving of labor, as by the switch a smaller number of hands is re-

quired for loading the boat. The switch can also be used to great advantage in the ice-houses when filling the same, as the cakes can be sent thereby from the main run to the side or auxiliary runs, and by the same to any part of the ice-house, so as to be properly stowed away in the same.

Having thus described my invention, I claim as new and desire to secure by Letters Patent—

10 1. An apparatus comprising the main and side runs, a platform connected to said runs, chains for suspending said platform, and a tongue fulcrumed to the platform and adapted to send the cakes of ice from the main run to
15 either one of the side runs, substantially as set forth.

2. A switch for ice - runs, consisting of a platform having a raised and tapering abutment, provided with a V-shaped horizontal
20 opening, and a tongue fulcrumed to the platform at the forward end of the abutment and extended through said opening to the rear of the same, substantially as set forth.

3. A switch for ice - runs, composed of a platform, a raised abutment, a smooth middle 25 portion, depressed side portions provided with curved rails, and a tongue fulcrumed to the middle portion and extending back of the abutment, substantially as set forth.

4. A switch for ice - runs, composed of a 30 platform having eye-straps for the suspending-chains, and connecting-hooks, a raised and forward-projecting abutment, a smooth middle portion, an oscillating tongue fulcrumed to said middle portion, raised blocks at the front 35 corners of the platform, and depressed side portions provided with curved rails, substantially as set forth.

In testimony that I claim the foregoing as my invention I have signed my name in presence 40 of two subscribing witnesses.

JOHN REIS.

Witnesses:

JOHN A. STRALEY,
SIDNEY MANN.