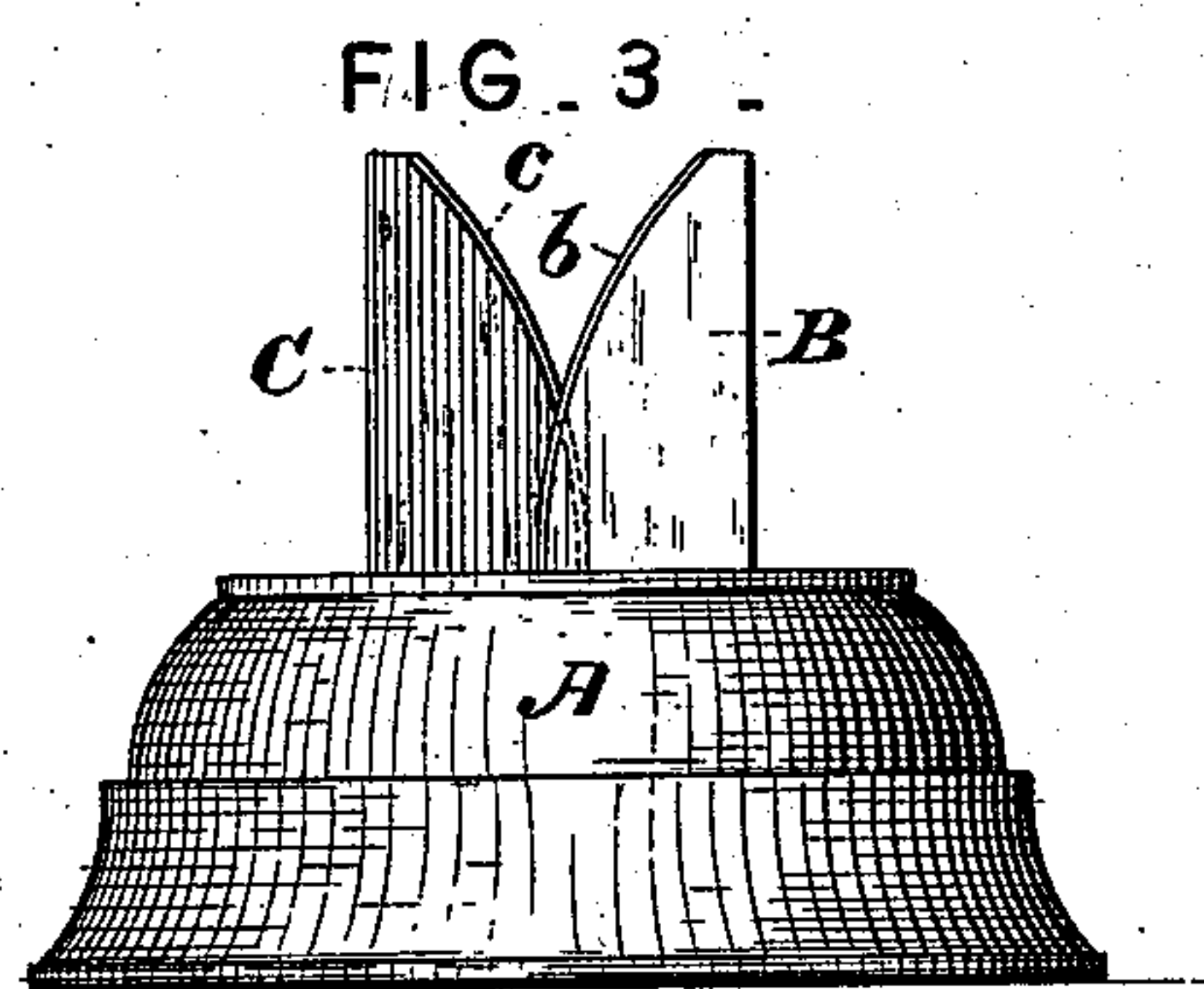
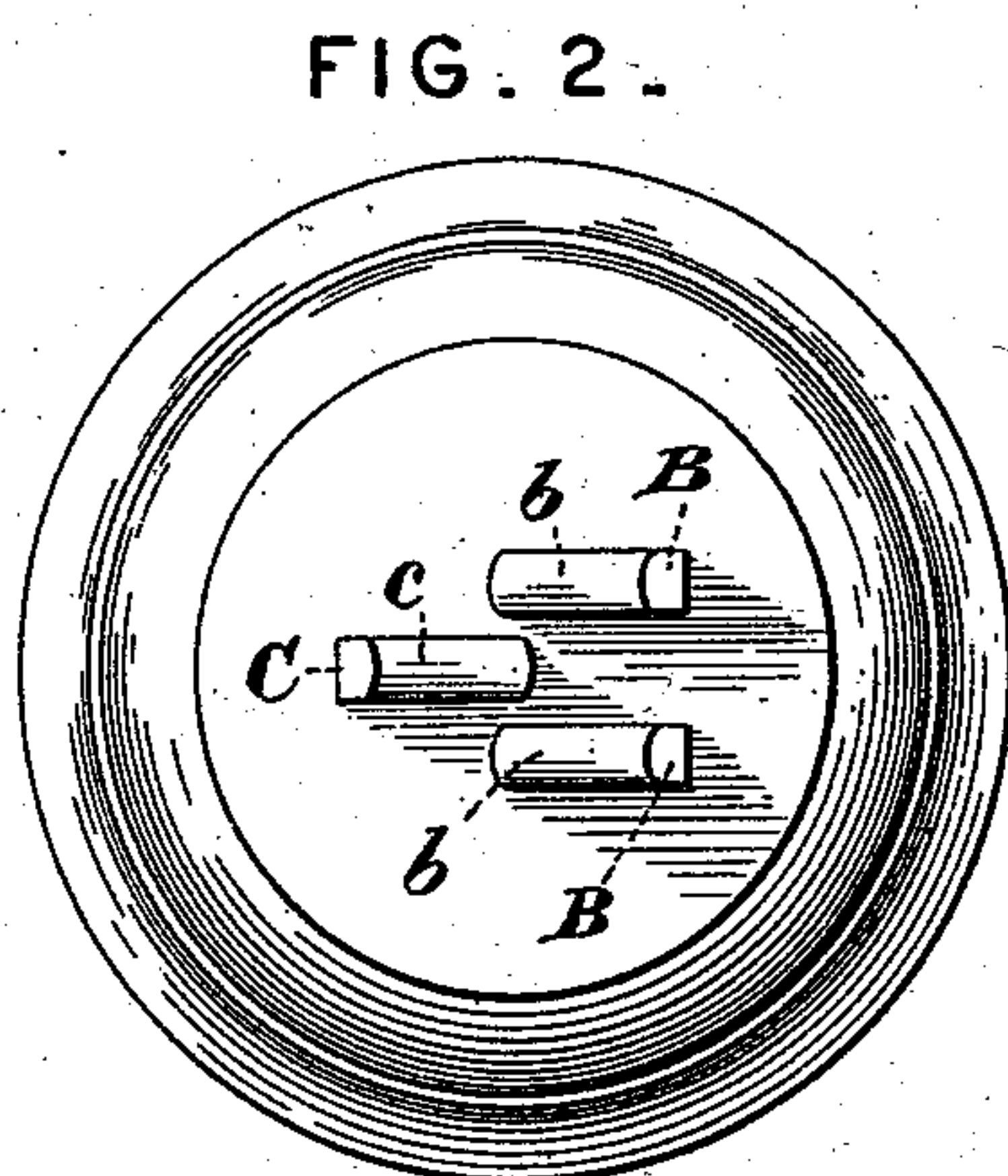
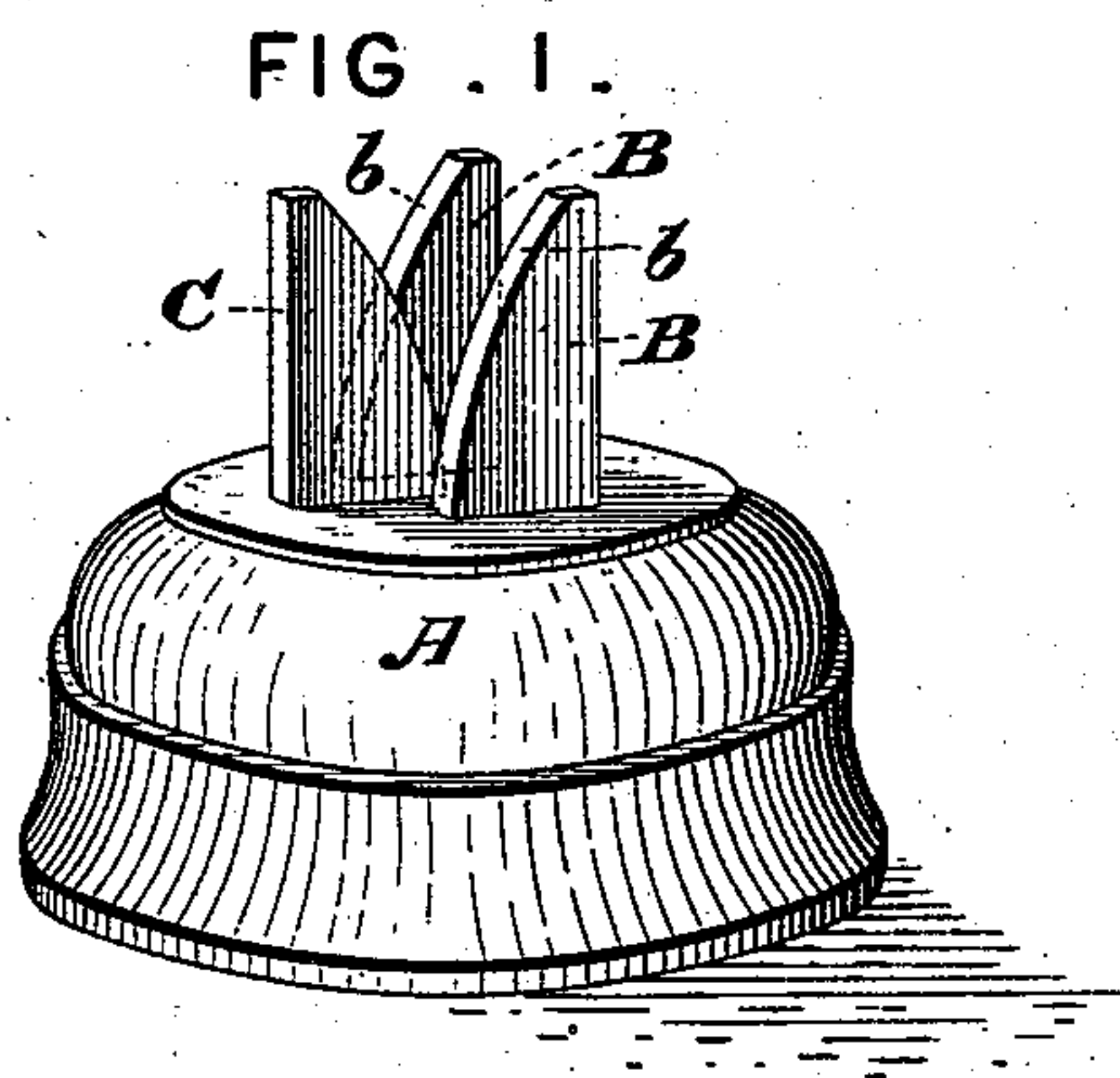


(No Model.)

D. T. BROWN.
KNIFE BLADE BURNISHER.

No. 381,327.

Patented Apr. 17, 1888.



Attest:
Geo. T. Smallwood.
John B. Edwards.

Inventor,
Daniel T. Brown.
by *Arthur W. Harrison.*
Attorney.

UNITED STATES PATENT OFFICE.

DANIEL T. BROWN, OF ROXBURY, CONNECTICUT.

KNIFE-BLADE BURNISHER.

SPECIFICATION forming part of Letters Patent No. 381,327, dated April 17, 1888.

Application filed March 12, 1888. Serial No. 267,001. (No model.)

To all whom it may concern:

Be it known that I, DANIEL T. BROWN, of Roxbury, in the county of Litchfield and State of Connecticut, have invented new and useful
5 Improvements in Knife-Blade Burnishers; and I do hereby declare the following to be a full, clear, and exact description of said invention, reference being had to the accompanying drawings, and to the letters or figures of reference
10 marked thereon, which form a part of this specification.

My invention relates to devices for burnishing knife-blades, the object thereof being to burnish the edges of blades which are frequently left unfinished by the ordinary burnishing devices in use; and my invention consists in the construction and combination of parts hereinafter described, and particularly pointed out in the claim.

20 In the accompanying drawings, which form a part of this specification, Figure 1 is a perspective view of my burnisher. Fig. 2 is a plan thereof, and Fig. 3 is an elevation of the same.

25 A suitable base, A, is provided, and to this base are secured by any suitable means three segment-shaped plates, B B and C, which are made, preferably, of hardened steel.

30 The plates B B are arranged parallel to each other, with a space between them somewhat greater than the thickness of one plate, and with their curved faces *b b* parallel to each other.

The plate C is secured to the base A at a point opposite the space between the plates B B, and with the lower portion of its curved
35 face *c* entering said spaceslightly, for the purpose hereinafter explained.

40 The faces *b b* and *c*, besides being curved from the base outward to the tops of the plates, are made convex or rounded in a plane from

side to side of the plates. By thus shaping the faces of the plates no rough or cutting edges are left to interfere with the burnishing operation.

The curved or rounded faces *b b* and *c* of 45 the plates are made perfectly smooth, and upon placing a knife-blade edge downward in the V-shaped space produced by the arrangement above described and reciprocating said blade in the direction of its length across the smooth 50 faces of the plates a highly polished and finished surface will be produced on each side of said blade near its edge.

It is to be presumed that the blade has previously undergone a burnishing operation by 55 any ordinary or usual means; but by such means a rough or unfinished edge is often produced by reason of the impracticability of burnishing perfectly close to the edge of the
60 blade.

The object of my invention is therefore to complete the burnish of a knife-blade by producing a finish on the edge thereof equal to that on the sides of the blade.

65 Having now fully described my invention, what I claim is—

In combination with the base A, the plates B B and C, the lower part of the plate C extending into the space between the plates B B, the faces of said plates being longitudinally 70 curved and transversely rounded, as shown, and said faces being also made smooth, as and for the purpose set forth.

In testimony whereof I affix my signature in presence of two subscribing witnesses.

DANIEL T. BROWN.

Witnesses:

GEORGE W. HURLBURT,
BURTON HODGE.