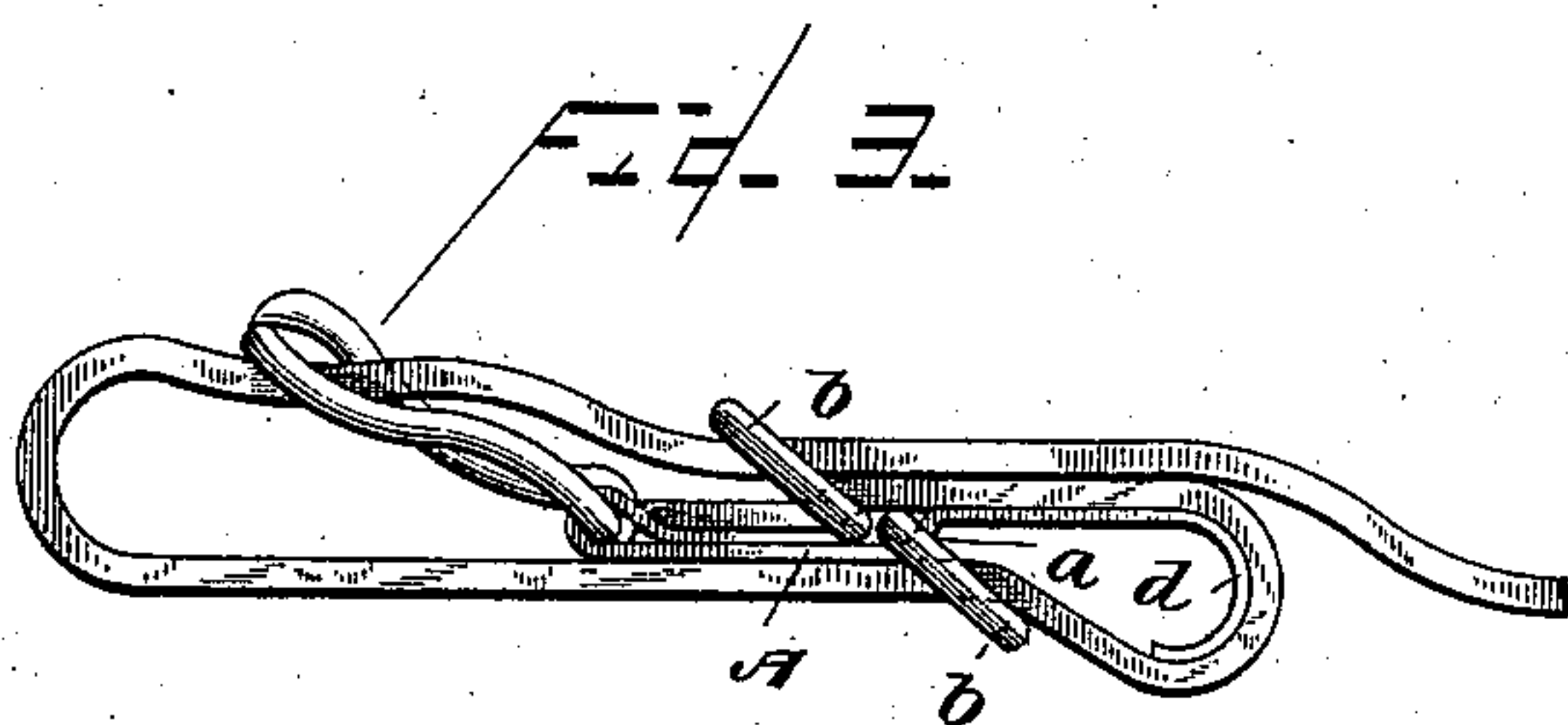
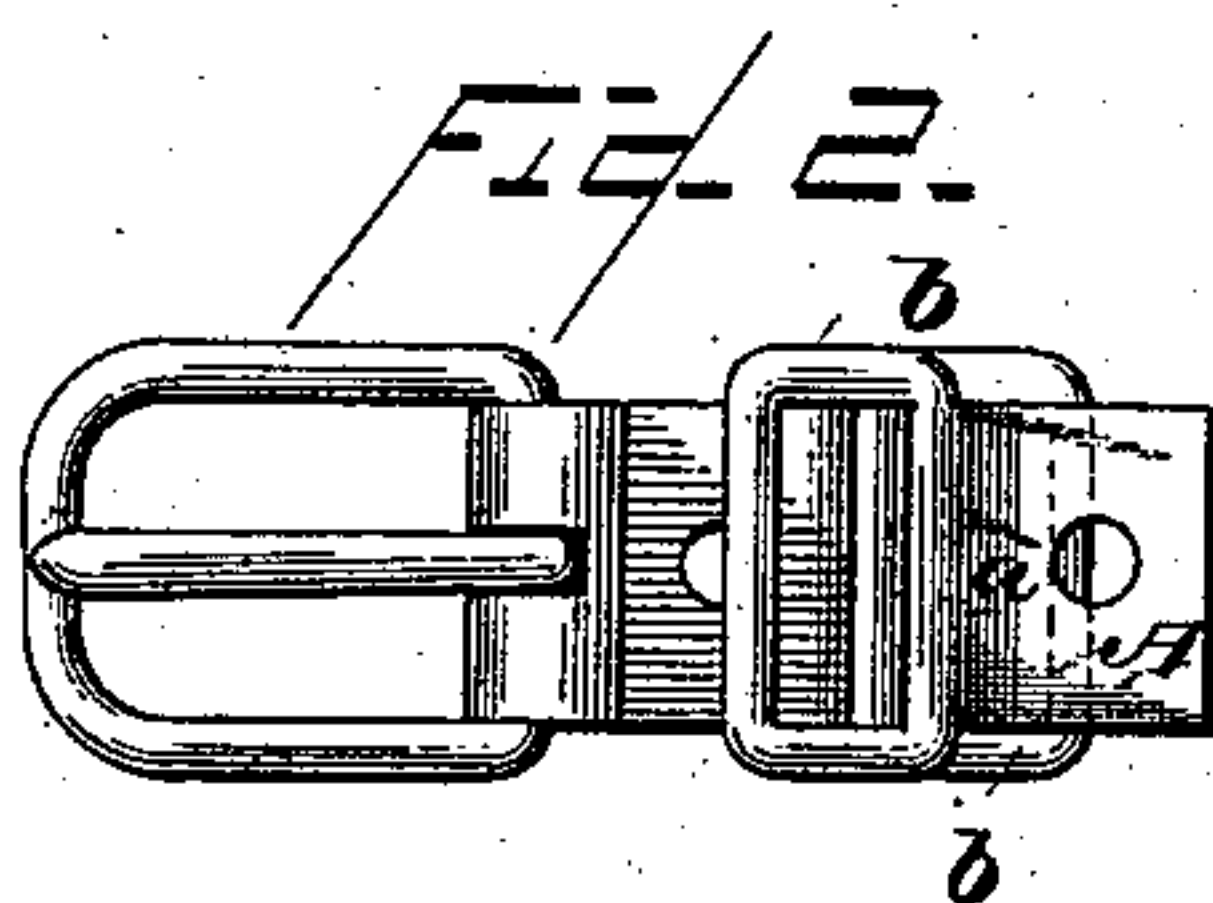
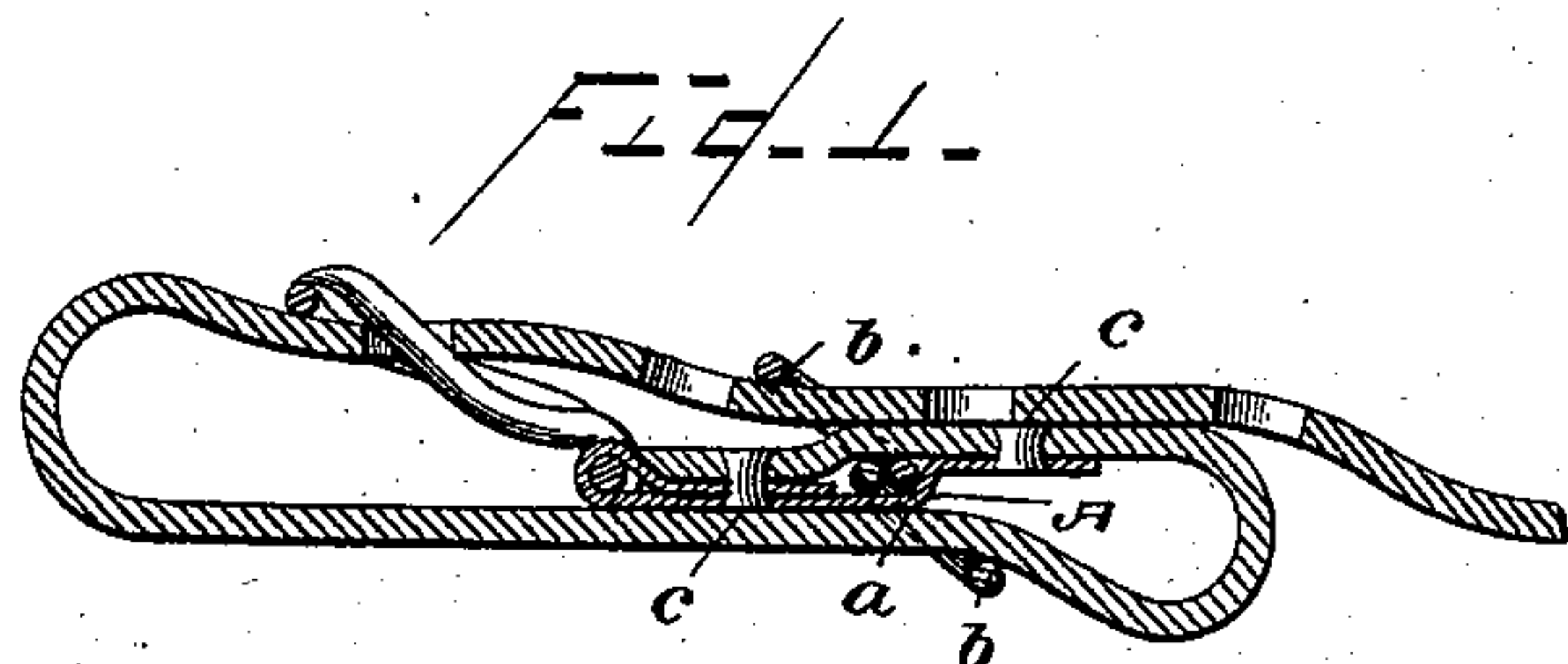


(No Model.)

E. COVERT.
HARNESS STRAP ATTACHMENT.

No. 381,216.

Patented Apr. 17, 1888.



WITNESSES.

"H. Hill"
"J. Durkin"

E. Covert,
INVENTOR.

By James J. Sheehy,
Attorney

UNITED STATES PATENT OFFICE.

ENOCH COVERT, OF FARMER VILLAGE, NEW YORK.

HARNESS-STRAP ATTACHMENT.

SPECIFICATION forming part of Letters Patent No. 381,216, dated April 17, 1888.

Application filed February 6, 1888. Serial No. 263,081. (No model.)

To all whom it may concern:

Be it known that I, ENOCH COVERT, a citizen of the United States, residing at Farmer Village, in the county of Seneca and State of New York, have invented certain new and useful Improvements in Attachments and Protectors for Harness-Straps; and I do declare the following to be a full, clear, and exact description of the invention, such as will enable others skilled in the art to which it appertains to make and use the same.

This invention relates to improvements in attachments and protectors for harness-straps; and the novelty consists in the peculiar combination, arrangement, and adaptation of the various parts, as will be hereinafter more fully described, and especially pointed out in the claims.

The object of the present invention is to provide a carrying-plate for the buckle and loops which is doubled back on itself only a sufficient distance to permit of receiving a rivet through both thicknesses for the attachment of a buckle.

A further object of the invention is to construct the tuck-loops or keeper separately, so that they may be moved independently of each other.

In the accompanying drawings, Figure 1 is a vertical longitudinal sectional view of my attachment applied to a suitable strap. Fig. 2 is a plan view of a plate carrying the buckle and tuck-loops, and Fig. 3 is a modification of Fig. 1.

Referring by letter to the said drawings, A designates the carrying-plate, which is formed of a single piece of sheet metal of the desired pattern, and is doubled back on itself far enough so as to permit of the passage of one or more rivets. At the end where the plate is bent I form an opening, in which may be secured a buckle of any suitable form. Intermediate of the ends of the plate I form a depression, *a*, to provide a bearing for the tuck-loops or keepers *b b*, as clearly shown in Fig. 1 of the drawings.

It will be observed from the drawings that from where the tuck-loops are journaled in the plate the latter is continued a suitable distance in a single thickness, and I thus dis-

pense with a great amount of the material heretofore employed.

It will be observed that the bearing for the tuck-loops or keepers is formed partly by the riveted end of the strap, which passes through the said tuck-loops and securely holds them in the depression made in the carrying-plate A. The said plate A is attached to the strap by means of rivets passing through the apertures *c c* made in the former.

In Fig. 3 of the drawings I have shown a modification, wherein the continued end of the carrying-plate is extended and formed into a hooked portion, *d*, which will conform to the strap when the latter is folded at that point, and which serves to protect the same, as will be fully understood. It will also be seen that the tuck-loops are each provided one above and one below the carrying-plate, and that they can by this construction be moved independently of each other, and also that they are made to lie down flat and compactly against the adjacent faces of the strap, so that my improvement will at all times present a neat finish. It is also adapted for use on various parts of harness, is cheaply manufactured, and it is very effective and efficient in its various uses. It will be further understood that the purpose of the hooked portion *d* is to protect the fold of the strap at that point from the undue wear of a ring or analogous article that is used in connection with the strap, hereinbefore described.

My device is constructed by having the blank or sheet-metal plates cut out by means of suitable dies and the buckle and the depression for the tuck-loops formed therein, when, by simply bending the plate back upon itself with the buckle and tuck-loops in place and forming the hook on the end, all the said parts of the device are firmly secured together without soldering or brazing.

Having described my invention, what I claim is—

1. In a harness strap attachment, the combination of the sheet-metal plate having one of its ends doubled on itself to form a loop and secured by a rivet, and having the depression or angle for the tuck-loops formed therein and the strap secured to the same, the buckle ar-

ranged in the said loop, and the keepers confined between the metal plate and the strap, substantially as described, and for the purpose set forth.

- 5 2. In a harness-strap attachment having the sheet-metal plate doubled, as described, and provided with the depression or angle at a point intermediate of the ends of the said plate, the latter being extended from the said point
10 in a single thickness to form the hooked pro-

tecting portion, the buckle secured to the said plate, and the keepers or tuck-loops confined between the plate and the strap, substantially as and for the purpose set forth.

In testimony whereof I affix my signature in presence of two witnesses.

ENOCH COVERT.

Witnesses:

O. G. WHEELER,
D. C. BASSETTE.