

(No Model.)

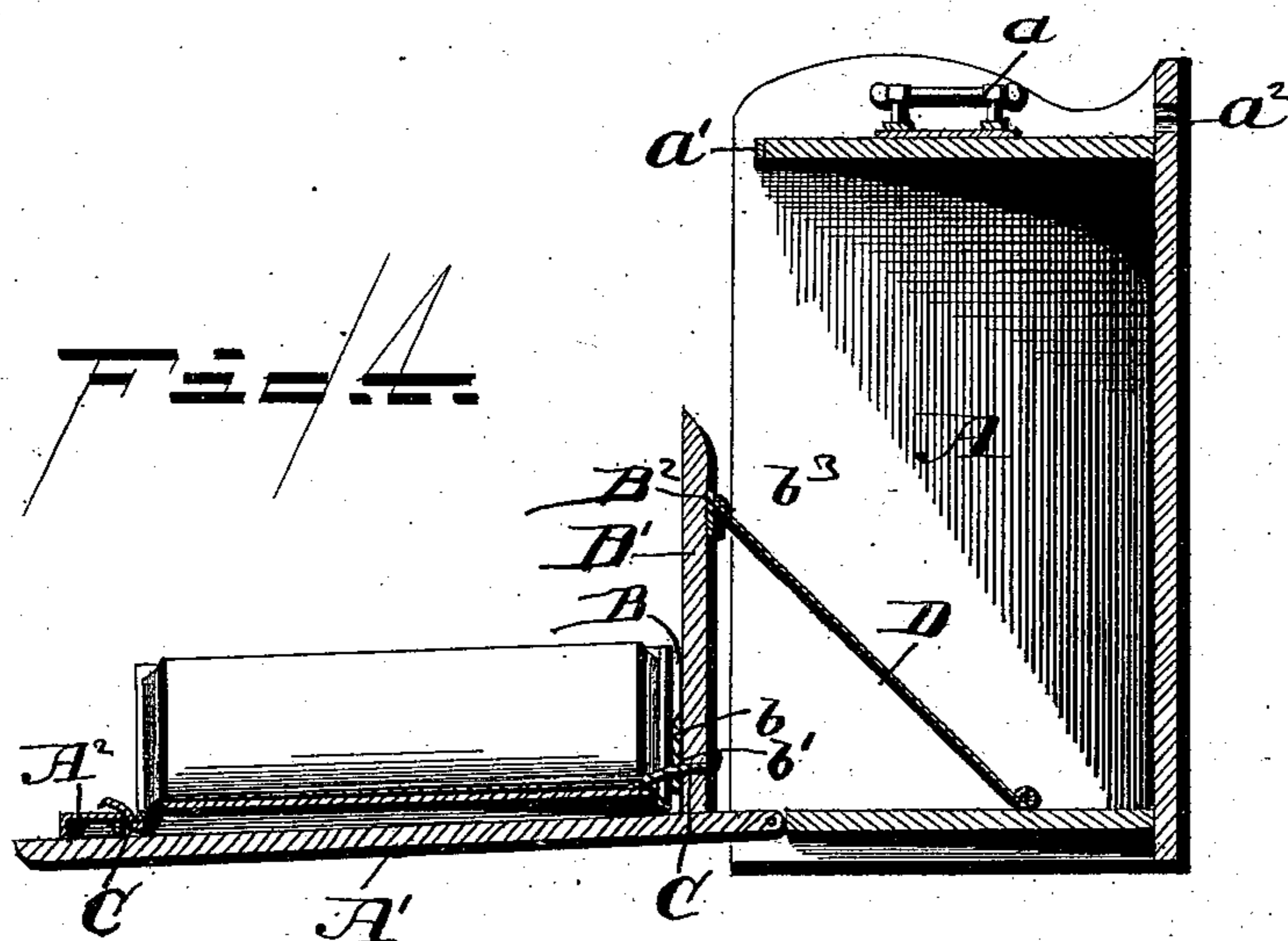
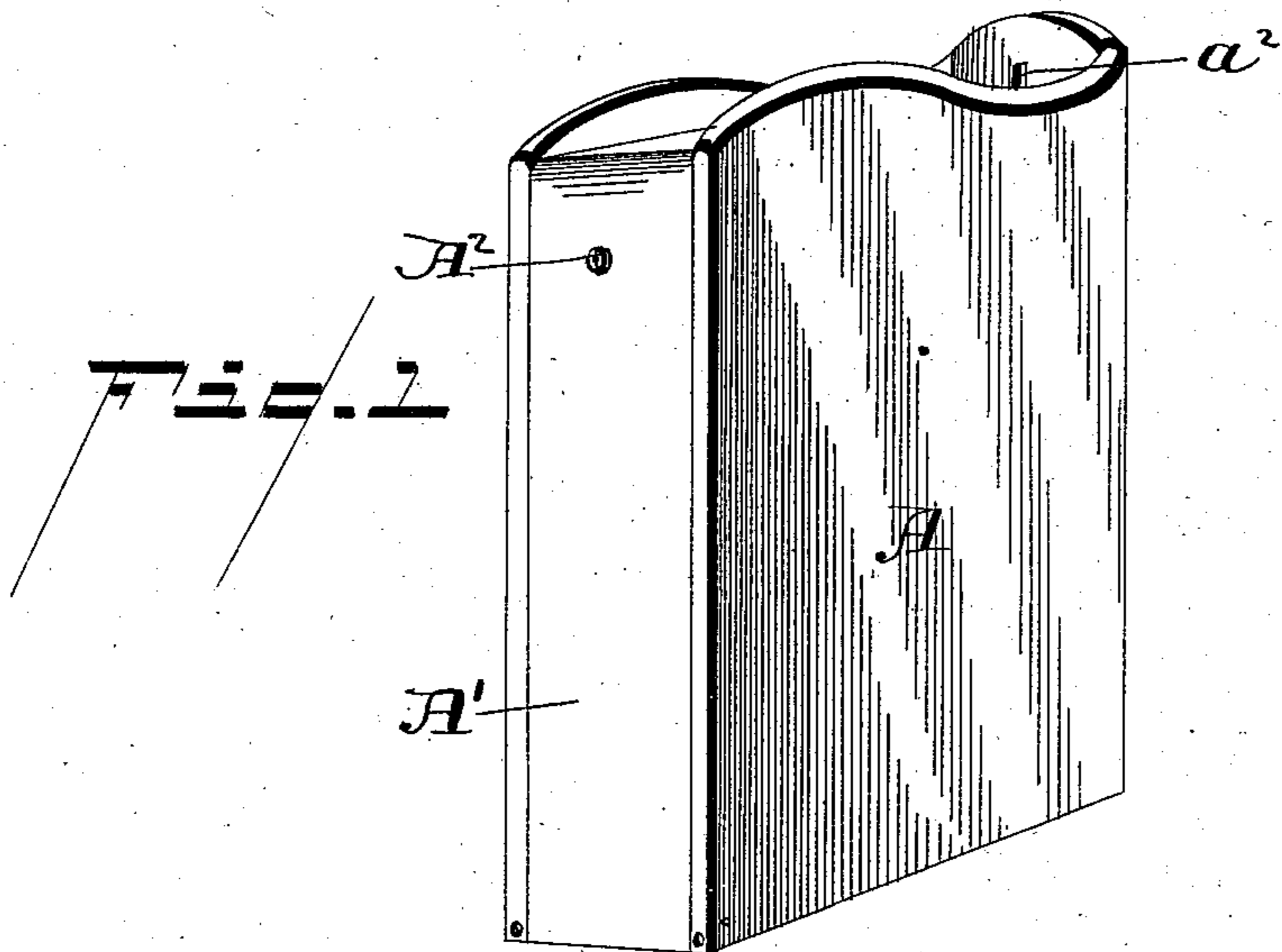
2 Sheets—Sheet 1.

C. D. THRELKELD.

CASE FOR THE PRESERVATION OF BOOKS.

No. 381,182.

Patented Apr. 17, 1888.



Witnesses.

W. H. Pumphrey.

A. W. Bishop.

Inventor.

C. D. Threlkeld.

By his Attorneys.

C. D. Threlkeld.

(No Model.)

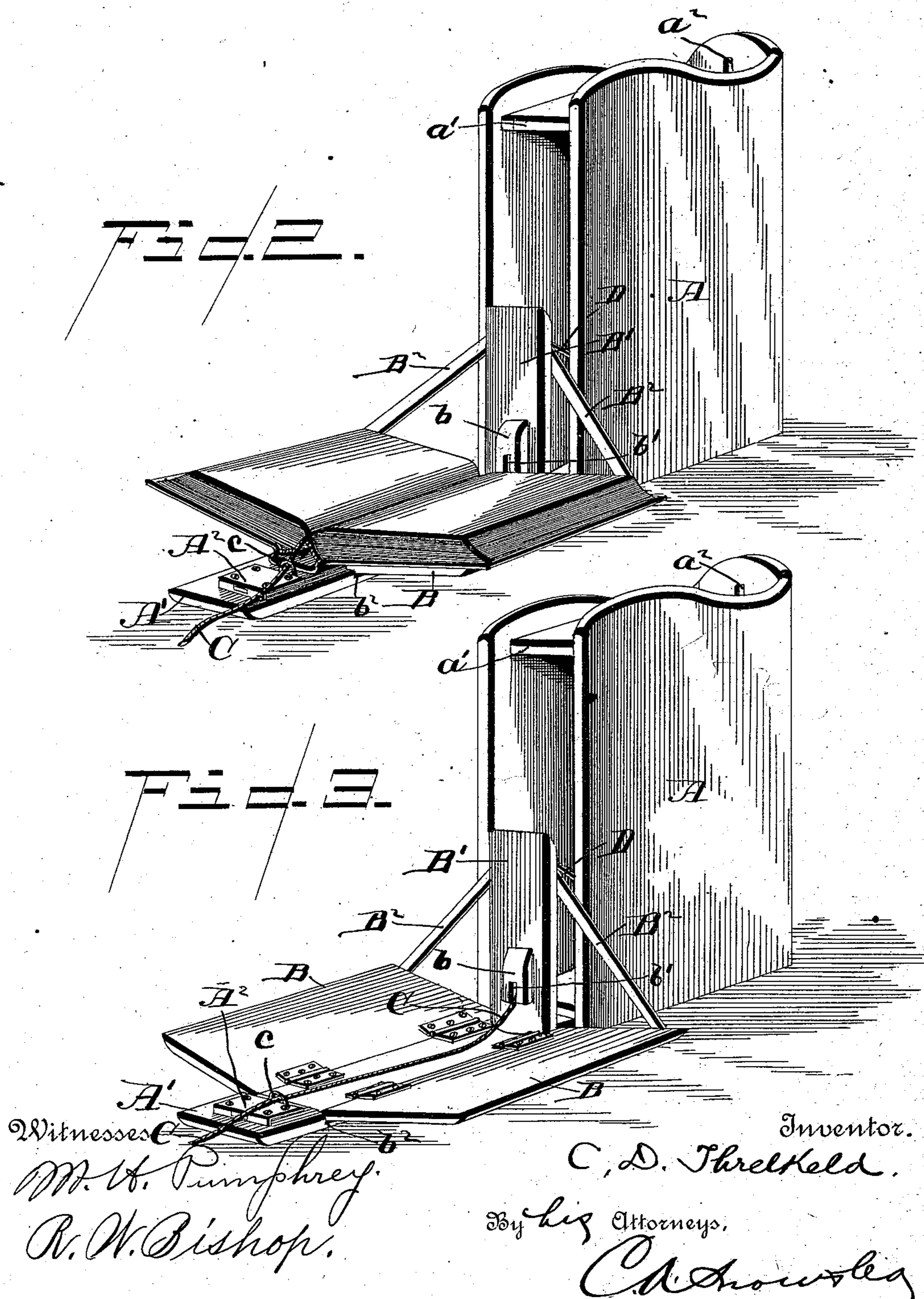
2 Sheets—Sheet 2.

C. D. THRELKELD.

CASE FOR THE PRESERVATION OF BOOKS.

No. 381,182.

Patented Apr. 17, 1888.



UNITED STATES PATENT OFFICE.

CHARLES DUDLEY THRELKELD, OF BENTON, ILLINOIS.

CASE FOR THE PRESERVATION OF BOOKS.

SPECIFICATION forming part of Letters Patent No. 381,182, dated April 17, 1888.

Application filed October 5, 1887. Serial No. 251,544. (No model.)

To all whom it may concern:

Be it known that I, CHARLES DUDLEY THRELKELD, a citizen of the United States, residing at Benton, in the county of Franklin and State of Illinois, have invented a new and useful Improvement in Cases for the Preservation of Books, of which the following is a specification.

My invention relates to an improvement in combined book protectors and supports; and it consists in the construction and arrangement of the parts thereof, which will be more fully hereinafter described, and pointed out in the claims.

The object of my invention is to construct a case which will preserve bound or unbound books contained therein, and, when desired to be used for a support therefor, whereby a convenient device is provided for use by children and elder people.

In the accompanying drawings, wherein like letters of reference indicate similar parts in the several views, Figure 1 is a perspective view of my improvement shown closed. Fig. 2 is a similar view with the device open and the book supported thereby. Fig. 3 is a view similar to Fig 2, with the book removed therefrom. Fig. 4 is a longitudinal sectional view.

A indicates the case proper, which may be of any preferred form of construction and configuration, having a top handle, *a*, and a door, *A'*, in one side thereof, which is hinged at its one end to the said case. The top end of the case is provided with a striker-plate, *a'*, and the inner upper side of the door *A'* with a lock, *A²*. The door *A'* has two leaves, *B B*, hinged to the opposite sides thereof in grooves *b²*, so that they may be laid down, and a rear standard, *B'*, having a lug, *b*, at its lower portion provided with an aperture, *b'*, through which passes one end of a cord, *C*, which is secured to the standard. This cord *C* is passed through the book and secured in a staple or eye, *c*, mounted adjacent to the lock at its other end, and thereby holds the book to the door. The leaves *B B* fold up against the sides of the book, and thereby preserve the same when folded within the box, and form rests when open for the open book.

Suitable brace-straps, *B²*, are secured to the rear of the leaves *B* and to the standard *B'* to

limit the downward movement of said leaves and form the proper support for the book-covers.

To the inner upper portion of the standard *B'* a staple, *b³*, is secured, through which an elastic connection, *D*, is passed, the ends thereof being secured to the inner surface of one of the ends of the case *A*. By this means the door *A'* carrying the book is drawn into the case, as will be readily understood.

The upper rear portion of the case is formed with a key-hole slot, *a²*, to be engaged by a nail or hook for supporting the case in a suspended position.

If so desired, the drop-door *A'* may be provided with clamps to aid in securing the book thereon; but these clamps form no part of my invention, and I have not illustrated them.

My improvement is adapted for rendering convenient the use of books for feeble persons and children without lifting the weight thereof.

The utility of my device being obviously apparent, it is unnecessary to further enlarge upon the same herein.

It is obvious that when the drop-door is opened or swung outward and downward the leaves will be brought out from the case also, and will automatically fall into the proper position to support the book. The standard also will be simultaneously swung upward, thereby expelling the book from the case. In returning the book to the case the work is facilitated by the elastic connection *D*.

Having thus described my invention, what I claim as new is—

1. The combination of the case proper, the drop-door hinged to said case, the leaves hinged to said drop-door, the standard erected at the rear of the drop-door and provided with a staple, and the flexible connection between the same and the side of the box, substantially as described.

2. The combination of the case proper, the drop-door having an elastic connection with said case, the leaves hinged to said door, the braces for said leaves, the rear standard, and the retaining-cord *C*, substantially as described.

3. As an improved article of manufacture, the herein-described book protector and support, comprising a case, a drop-door elastically

connected with the case, and hinged leaves carried by said door, substantially as described.

4. A book protector and support comprising a case, a swinging drop-door, and a pair
5 of automatically-opening leaves carried by said door.

5. A book protector and support comprising a case, a drop-door hinged thereto, and a standard at the hinged end of the door having
10 a flexible connection with the case.

In testimony that I claim the foregoing as my own I have hereto affixed my signature in presence of two witnesses.

CHARLES DUDLEY THRELKELD.

Witnesses:

JOHN B. MOORE,
MORRIS J. MASON.