

(No Model.)

A. M. TERRY.

SLEEVE STAY.

No. 380,063.

Patented Mar. 27, 1888.

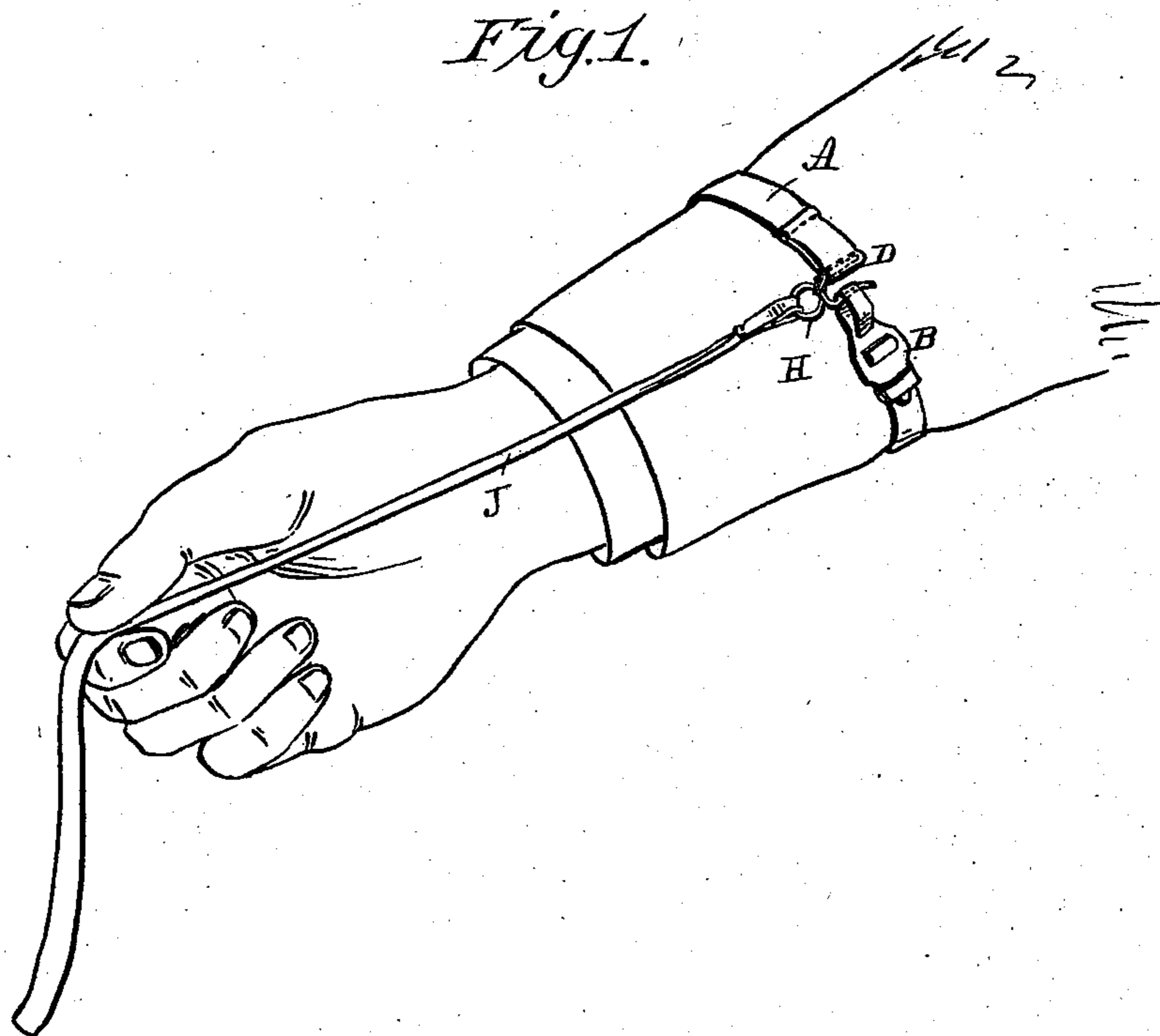


Fig. 2.

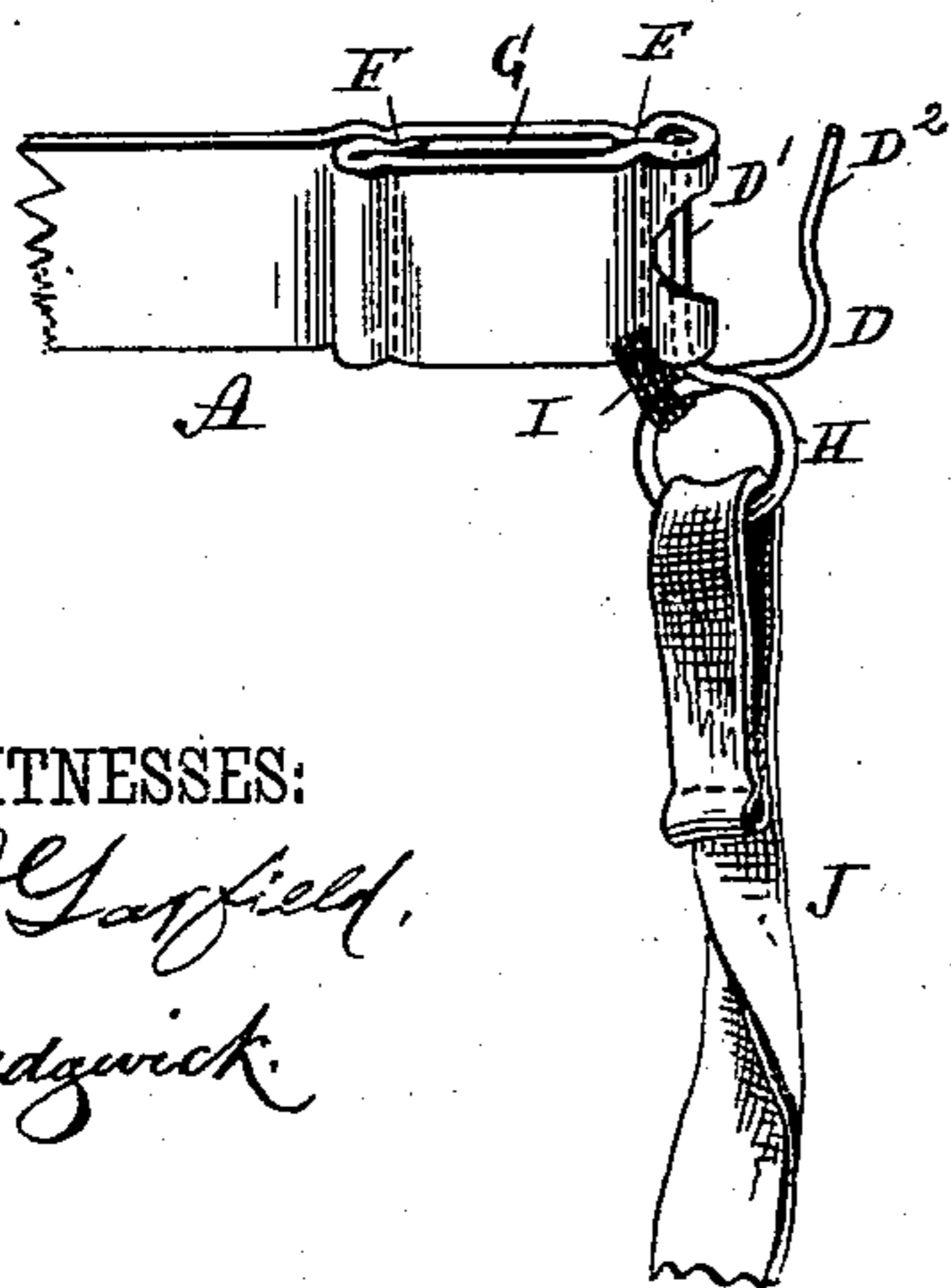
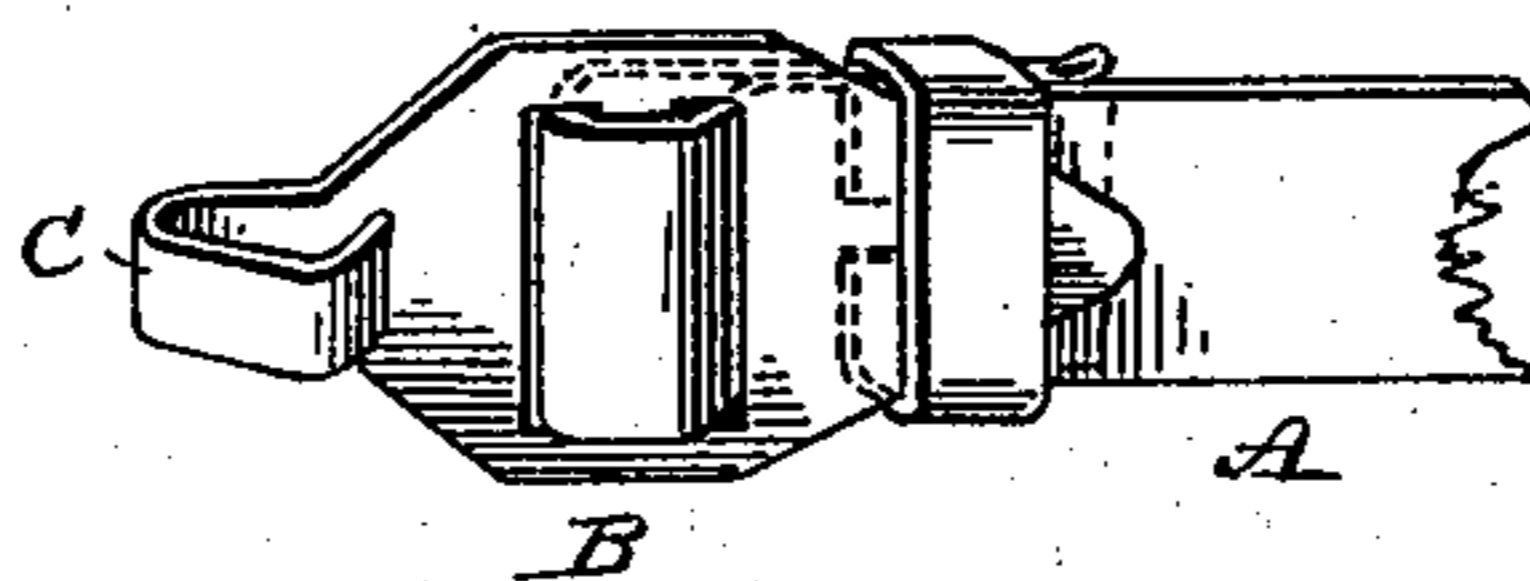


Fig. 3.



WITNESSES:

J. D. Garfield.
C. Sedgwick.

INVENTOR:

A. M. Terry
BY *Munn & Co.*

ATTORNEYS.

UNITED STATES PATENT OFFICE.

ABBY M. TERRY, OF BROOKLYN, NEW YORK.

SLEEVE-STAY.

SPECIFICATION forming part of Letters Patent No. 380,063, dated March 27, 1888.

Application filed January 24, 1888. Serial No. 261,749. (No model.)

To all whom it may concern:

Be it known that I, ABBY M. TERRY, of Brooklyn, in the county of Kings and State of New York, have invented a new and useful
5 Improvement in Sleeve-Stays, of which the following is a full, clear, and exact description.

This invention relates to an improvement in devices for holding a sleeve in place on the arm when another sleeve is being drawn over it,
10 wherein a strap having releasable fastenings and adapted to bind the sleeve on the arm is provided with a hand-string for loosening the fastenings and entirely withdrawing the stay after the outer sleeve is in place.

15 The main object of my improvement is to provide for a more complete loosening of the sleeve-strap and an easier withdrawal of the same when the releasing-string is pulled.

The invention consists, first, of a sleeve-strap
20 having a laterally-opening hook on one end and a laterally-opening eye on the other end for engagement by the loop, and a hand-string for drawing the hook from the eye, as herein-after set forth.

25 The invention comprises also certain other novel details of construction and combinations of parts, hereinafter fully described and distinctly claimed.

Reference is to be had to the accompanying
30 drawings, forming a part of this specification, in which similar letters of reference indicate corresponding parts in all the figures.

Figure 1 is a perspective view illustrating a sleeve-stay embodying my improvement in
35 use. Figs. 2 and 3 are enlarged perspective views illustrating the respective end fastenings of the sleeve-strap.

To one end of a strap A, preferably elastic and adapted to surround the sleeve on the arm,
40 is securely attached a buckle, B, on the extremity of which is formed a laterally-opening eye or loop, C. The other end of the strap A is folded over one arm, D', of a transversely-arranged U-shaped hook, D, and stitched or
45 otherwise fastened upon itself, as at E and F, a re-enforcing piece, G, being preferably se-

cured between the two folds to stiffen the attachment of the hook. The other arm, D², of the laterally-opening hook is thus left free to engage the eye or loop C on the opposite end
50 of the strap for fastening the strap around the sleeve.

The closed end of the hook D is formed with an eye or loop, H, through which and the doubled portion of the strap stitching I is passed
55 to tie the hook against lateral displacement.

The eye or loop H on the hook serves also for the attachment of a tape or string, J, which when pulled, as after the outer sleeve is in place, draws the hook D laterally from the eye
60 C, so as to completely loosen the strap and withdraw the entire stay from the sleeve.

Having thus described my invention, what I claim as new, and desire to secure by Letters Patent, is—
65

1. The sleeve-stay herein described, consisting of a sleeve-strap having a laterally-opening eye on one end and a laterally-opening hook on the other end, and a hand-string adapted to draw the hook laterally from the
70 eye, substantially as described.

2. In a sleeve-stay, the combination of a strap, a laterally-opening eye or loop on one end thereof, a U-shaped hook having one arm secured transversely to the other end of the
75 strap, an eye on its closed end, and its other end free to engage the eye or loop on the strap, and a draw-string attached to the eye on the hook, substantially as described.

3. In a sleeve-stay, the combination of a
80 strap, a laterally-opening eye or loop on one end thereof, a transversely-arranged U-shaped hook, over one arm of which the other end of the strap is folded and fastened, and having an eye on its closed end, a lateral tie passing
85 through the eye on the hook and the strap, and a hand-string for drawing the hook from the eye, substantially as described.

ABBY M. TERRY.

Witnesses:

C. SEDGWICK,
EDWD. M. CLARK.