

(No Model.)

H. KING.

CABINET FOR DISPLAYING CAKES AND CONFECTIONS.

No. 379,475.

Patented Mar. 13, 1888.

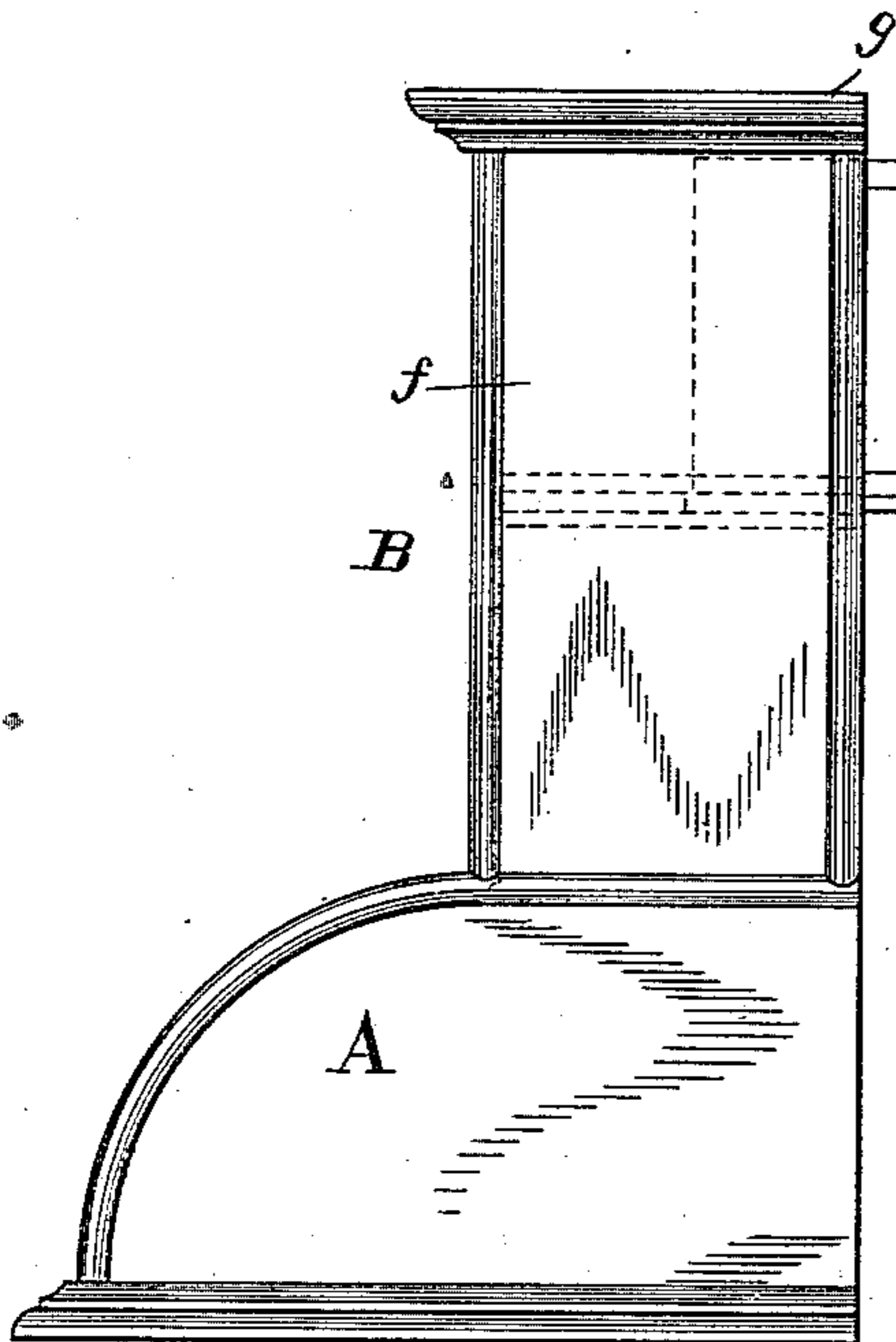


Fig. 1.

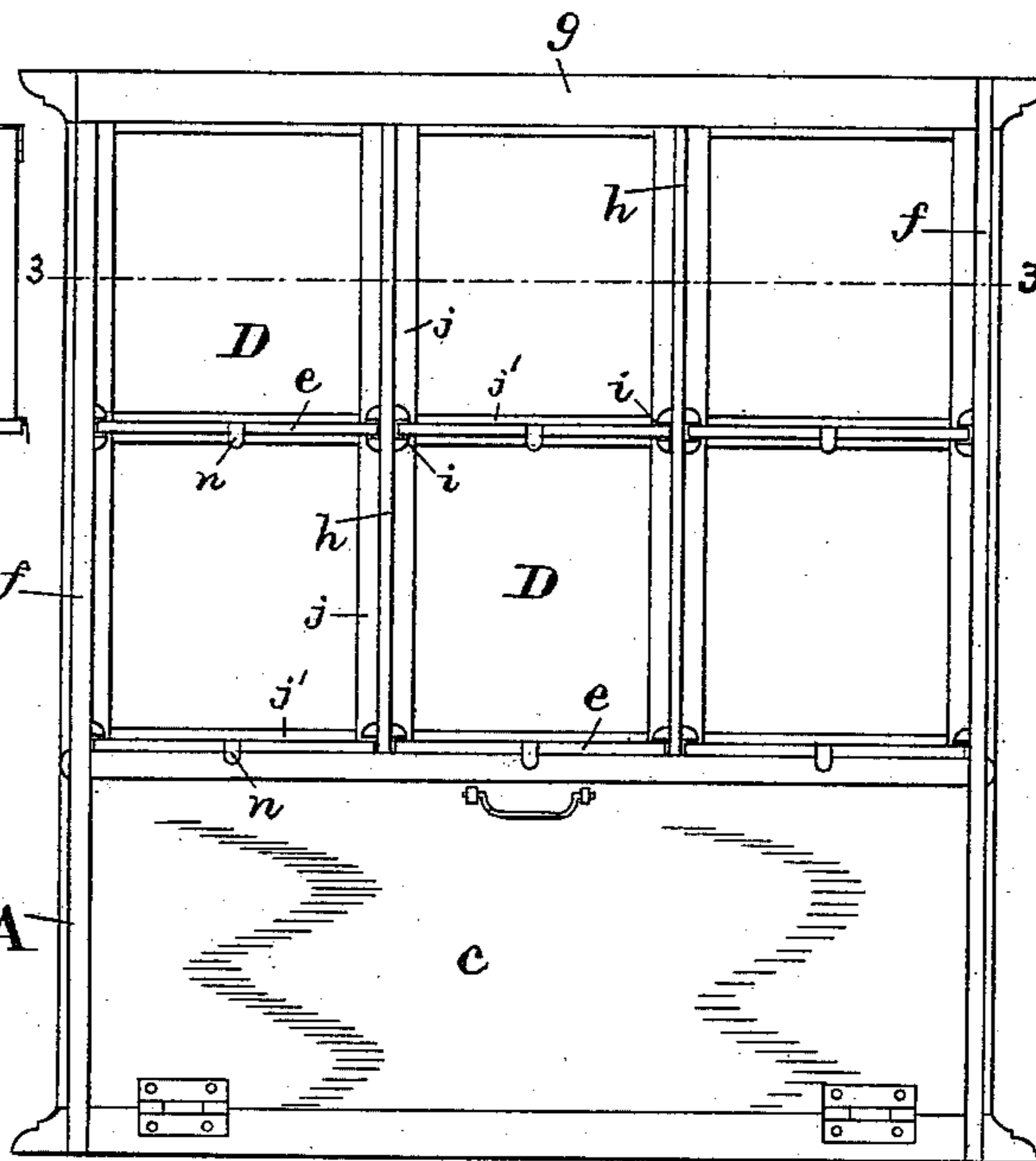


Fig. 2.

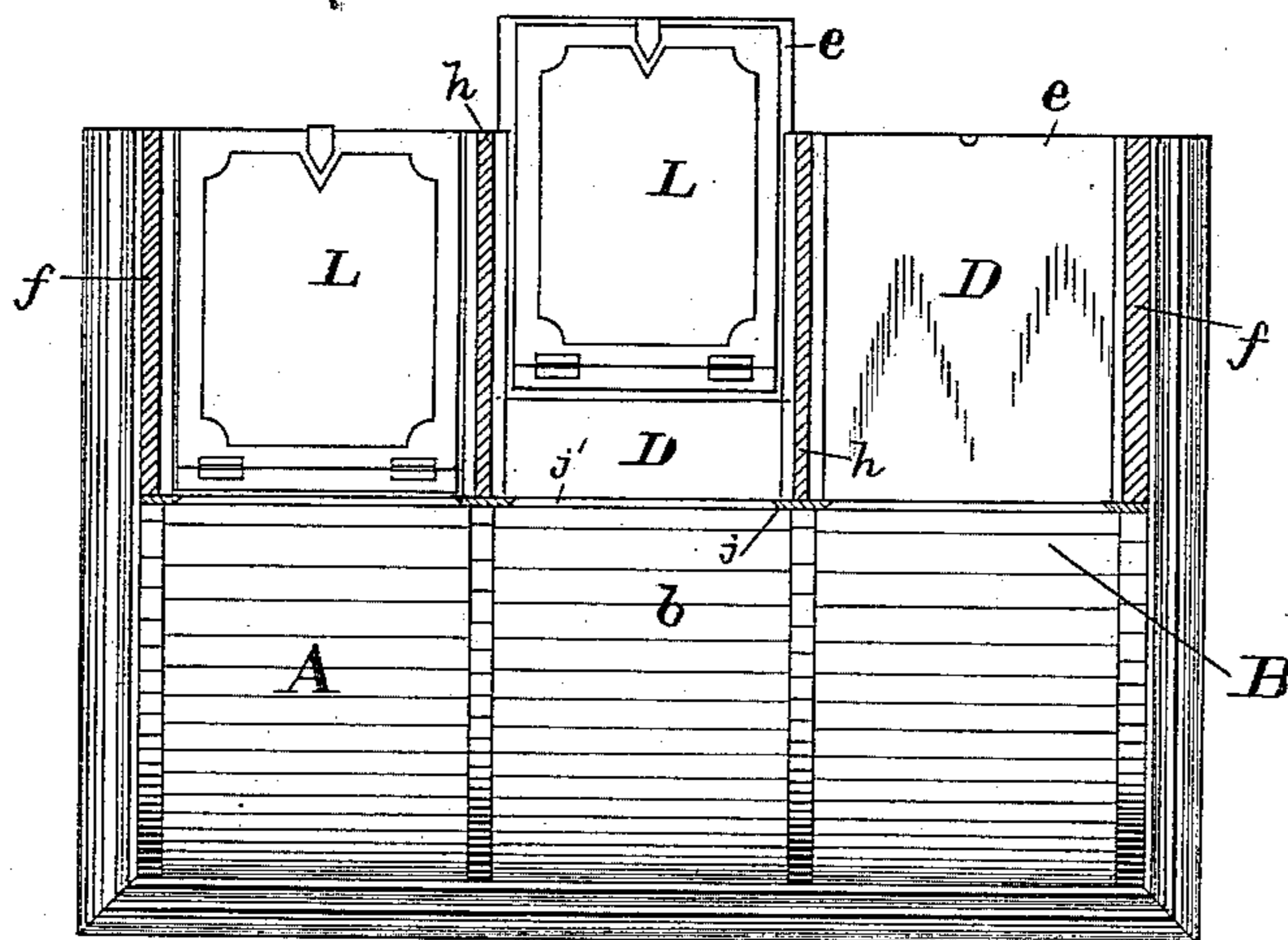


Fig. 3.

WITNESSES:

R. L. Clemmitt.
John E. Morris.

INVENTOR:

Henry King.

BY Chas B. Mann

ATTORNEY.

UNITED STATES PATENT OFFICE.

HENRY KING, OF BALTIMORE, MARYLAND.

CABINET FOR DISPLAYING CAKES AND CONFECTIONS.

SPECIFICATION forming part of Letters Patent No. 379,475, dated March 13, 1888.

Application filed December 5, 1887. Serial No. 256,962. (No model.)

To all whom it may concern:

Be it known that I, HENRY KING, a citizen of the United States, residing at Baltimore, in the State of Maryland, have invented certain new and useful Improvements in Cabinets for Displaying Cakes and Confections, of which the following is a specification.

My invention relates to a cabinet for displaying cakes packed in glass-front caddies.

It is customary to pack cakes and crackers for the trade in tin caddies having one glass side and a hinged lid.

The object of my invention is to provide a cabinet divided into compartments which are open at the front and rear and each having a sliding bottom, and so arranged that each compartment may be occupied by one caddy, which will rest upon the said sliding bottom. The caddies may thus be placed in the cabinet with their glass sides exposed at the front of the cabinet, and access to them be had at the rear of the cabinet by sliding out the said bottoms.

The invention is illustrated in the accompanying drawings, in which—

Figure 1 is a side view of the cabinet. Fig. 2 is a rear elevation of the cabinet. Fig. 3 is a horizontal section on line 3 3.

The cabinet here shown comprises a base case, A, having a glass front, *b*, and a rear door, *c*. Supported on this base in an upright position are the compartments D, each having a sliding bottom, *e*. The vertical end walls, *f*, support a horizontal top, *g*, and vertical partitions *h*, extending from the top to the base, have horizontal guides or grooves *i*, wherein the flat bottoms *e* slide.

It will be seen that the compartments D are formed by the vertical partitions *h* and said horizontal sliding bottoms *e*. The compartments are open at both the front and rear sides of the cabinet. At the front side, B, of the cabinet each compartment has around the four sides of its outline a flange, which contracts the opening to the compartment. This inward flange is formed by a flat strip, *j*, of

wood or metal, secured against the edge of each vertical partition *h*. As this strip is broader than the said partition edge, it projects over the said edge at each side and forms the vertical part of contracting flange referred to. A similar strip, *j'*, is placed horizontally at the front side where the sliding bottoms *e* come. This contracting flange *j j'*, at the front side of the compartment, serves as a stop to prevent the caddy L, which sits on the sliding bottom *e*, from being taken out at the front, while leaving an unobstructed view of the glass side of the caddy, which can be taken out from the rear side only, and by drawing the sliding bottom *e*, as shown in Figs. 1 and 3. A strap or other pull device, *n*, is attached to the edges of the sliding bottom *e*, to facilitate drawing it out.

This cabinet is useful for the retail merchant, and may be used for the display of cakes, crackers, candy, confectionery, or other articles packed in caddies or boxes, as described. The base case A, with a rear door, *c*, is not an essential feature of the cabinet.

I am aware that a show stand or case has been provided with sliding horizontal shelves, and I do not claim such construction, broadly.

Having described my invention, I claim and desire to secure by Letters Patent of the United States—

The cabinet herein described, having a series of compartments provided with sliding bottoms *e*, adapted to receive caddies and the like, and the contracting flanges *j j'*, secured to the front walls of each compartment and at the front of the cabinet, whereby the caddies on the sliding bottoms can only be removed from the rear of the cabinet, as shown and described.

In testimony whereof I affix my signature in the presence of two witnesses.

HENRY KING.

Witnesses:

JOHN E. MORRIS,
JNO. T. MADDOX.