

(No Model.)

J. C. COVERT.

HALTER.

No. 379,369.

Patented Mar. 13, 1888.

Fig. 1.

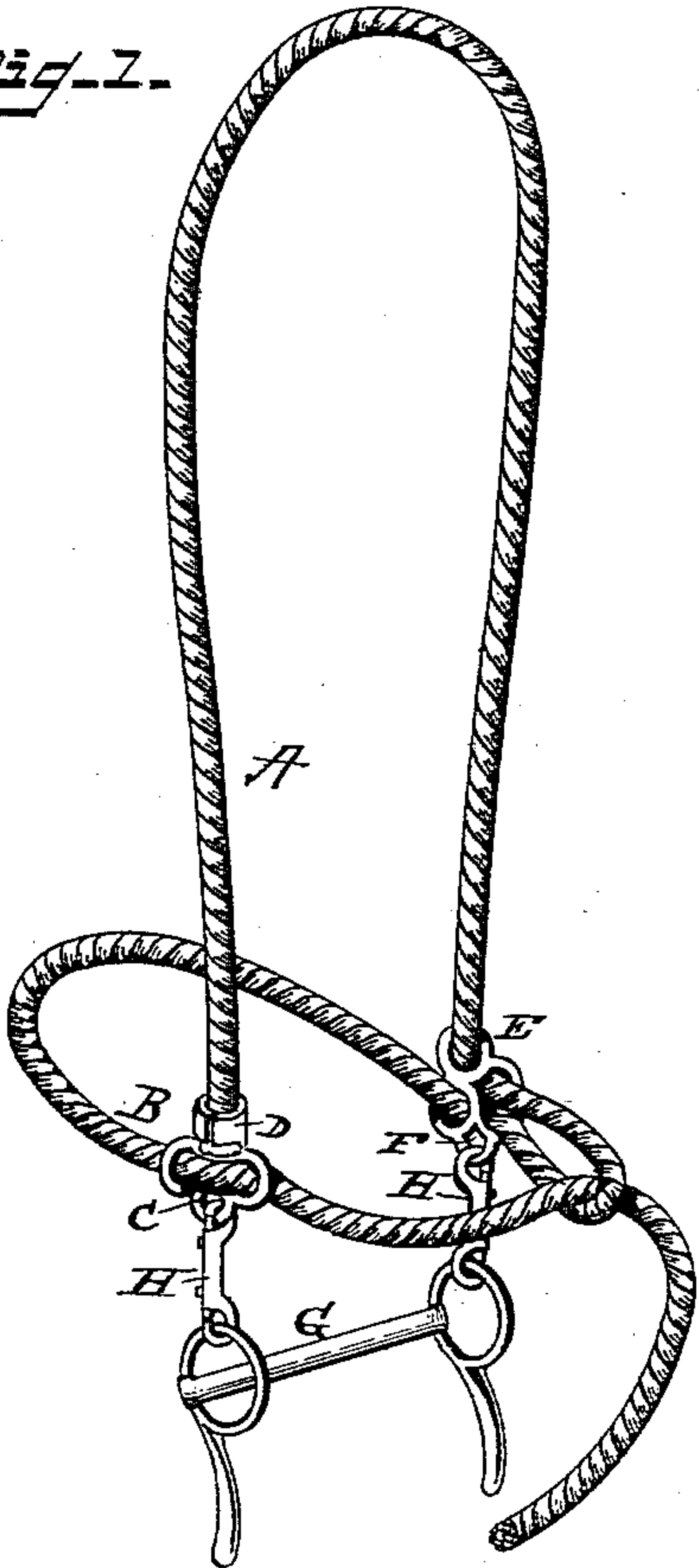


Fig. 2.


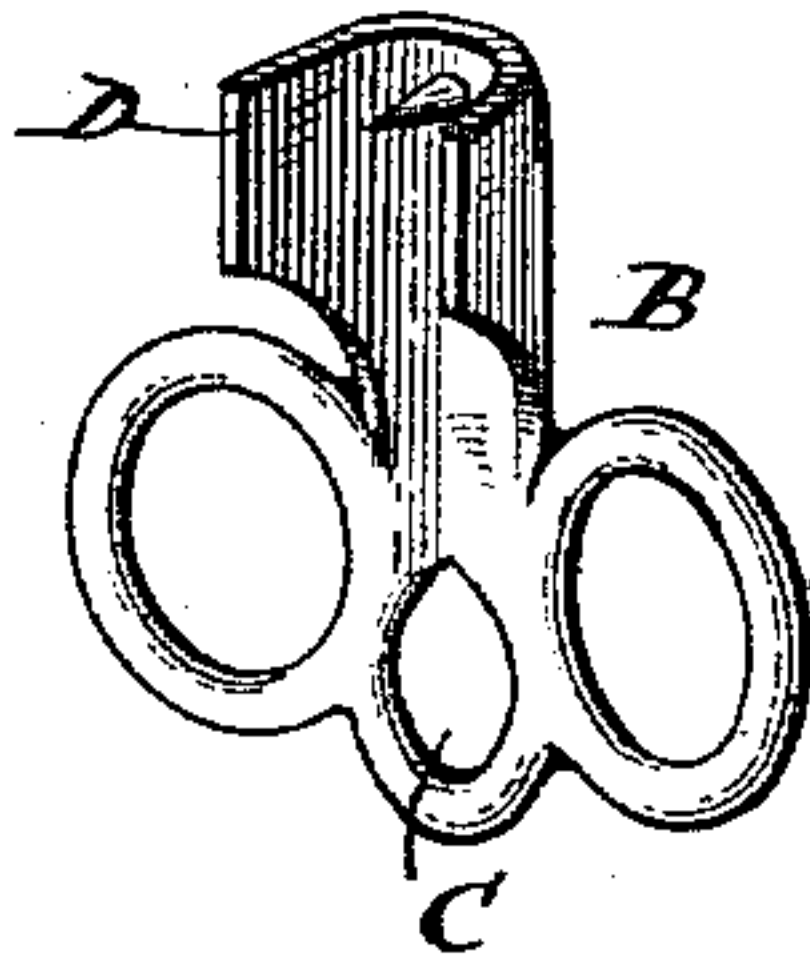


Fig. 3.



Witnesses

*Wm. S. Selden.*  
*Jas. H. Mahan*

Inventor.

*James C. Covert.*

By his Attorney,

*H. A. Coulman*

# UNITED STATES PATENT OFFICE.

JAMES C. COVERT, OF WEST TROY, NEW YORK.

## HALTER.

SPECIFICATION forming part of Letters Patent No. 379,369, dated March 13, 1888.

Application filed January 18, 1888. Serial No. 261,095. (No model.)

*To all whom it may concern:*

Be it known that I, JAMES C. COVERT, a citizen of the United States, residing at West Troy, in the county of Albany and State of New York, have invented certain new and useful Improvements in Halters, of which the following is a specification, reference being had therein to the accompanying drawings.

This invention relates to improvements in rope halters; and it consists of certain improvements upon the halter on which Letters Patent issued December 15, 1885, to Ernest R. Michaelis, No. 332,271, whereby a requirement of certain branches of the trade or of certain users may be complied with, this requirement having reference to using this specific style of halter interchangeably as a halter and as a bridle.

In the accompanying drawings, forming a part of this specification, and on which like reference-letters indicate corresponding features, Figure 1 represents a perspective view of a halter of the character above alluded to with my improvement embodied therein and a bit attached thereto; Fig. 2, a similar view with the bit removed, and Fig. 3 a detail view of one of the bit cheek-plates.

The letter A designates the headstall or halter, the same consisting of a single piece of rope usually arranged substantially as shown, and secured at one end to the bit cheek-plate B, composed of a casting having two holes for the passage of that part of the rope which constitutes one side of the nose and chin pieces, and a hole or eye, C, at the lower edge for the connection of a bit, as by means of snap-hooks. By preference the stall is secured to the plate by being clamped in the tubular portion D therefor; but this form of connection may be departed from. At E is another cheek-plate consisting of a casting having three holes therein, besides the hole or eye F, to which the bit is secured. This is the preferred form of plate, but its number of holes may be varied, and their shape need not necessarily be round.

The letter G designates a bit, of usual or any approved type, to which are engaged two snap-hooks, H, which, being double, also engage with the eyes C and F.

Thus it will be seen that a purchaser of this halter, having a bit, may convert his halter into a cheap bridle in a few minutes and with but small cost; or a halter may be sold with a bit and then used with or without it. Of course the adjustment of the bridle needs to be more exact as to the size of the animal's head to prevent the bit from dislodgment from the mouth than is necessary with a halter, as such; but the arrangement of the holes in the cheek-plates admits of this required adjustment, both as to length of the head-piece and as to the circumference of the nose and chin pieces.

Having thus fully described my invention, what I claim as new, and desire to secure by Letters Patent, is—

1. In a halter, the combination of two metallic cheek-plates, to one of which one end of the halter-rope is secured, and in which there are respectively two and three rope-holes in which the halter-rope is arranged, substantially as shown, and in each of which there is an eye for the attachment and detachment of a bit.

2. In a halter, a cheek-plate having an upper tubular portion to clamp the halter-rope, and three holes below said portion, two of which are in about the same longitudinal plane to receive the nose and chin pieces, and the third of which is between them and below the position of said nose and chin pieces, so as to readily receive a snap-hook for the attachment of a bit.

3. In a halter, a cheek-plate having one upper hole to receive the cheek-piece, two other holes to receive the nose and chin pieces, and a further hole or eye between them and below the said hole for the nose and chin pieces, to receive a snap-hook for the attachment of a bit.

In testimony whereof I affix my signature in presence of two witnesses.

JAMES C. COVERT.

Witnesses:

ARTHUR B. STEWART,  
FRED W. COVERT.