

(No Model.)

M. B. McCASTLINE.

CARPET FASTENER.

No. 379,236.

Patented Mar. 13, 1888.

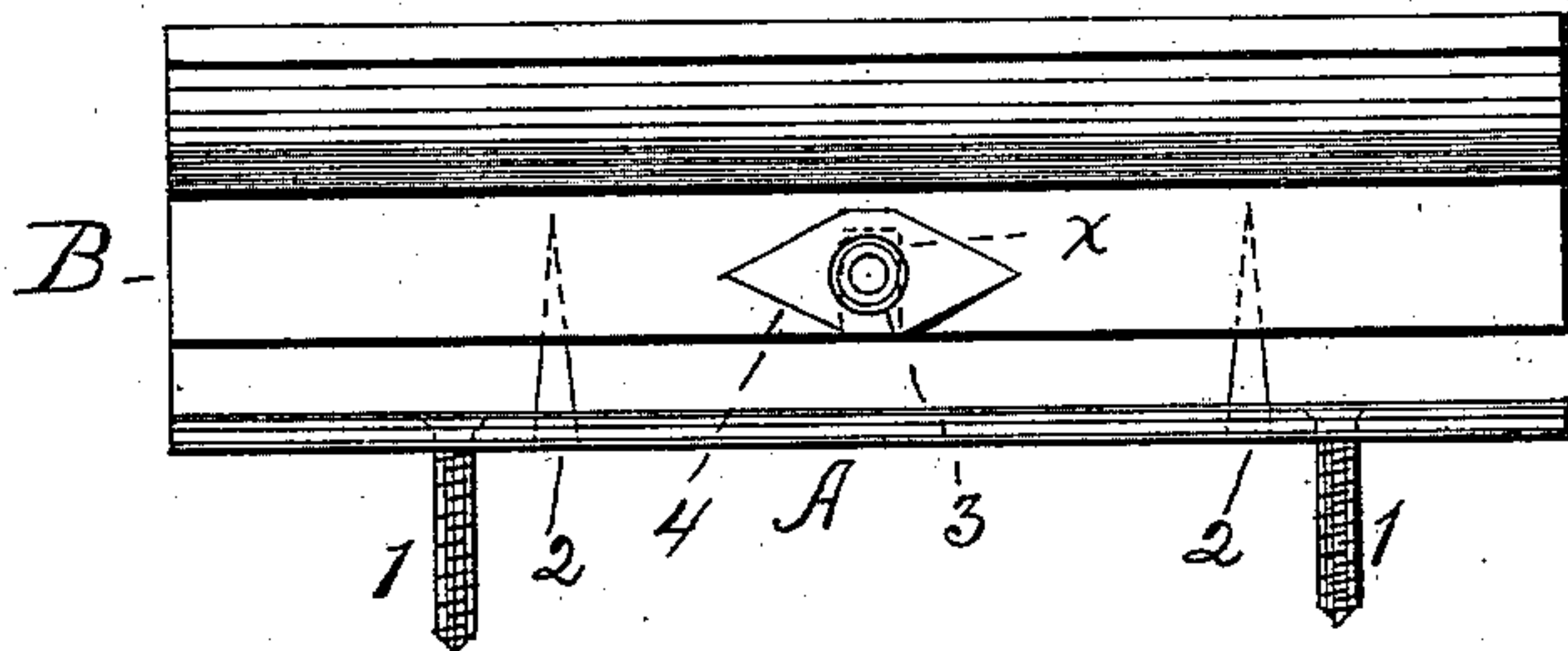


FIG 1

FIG 2

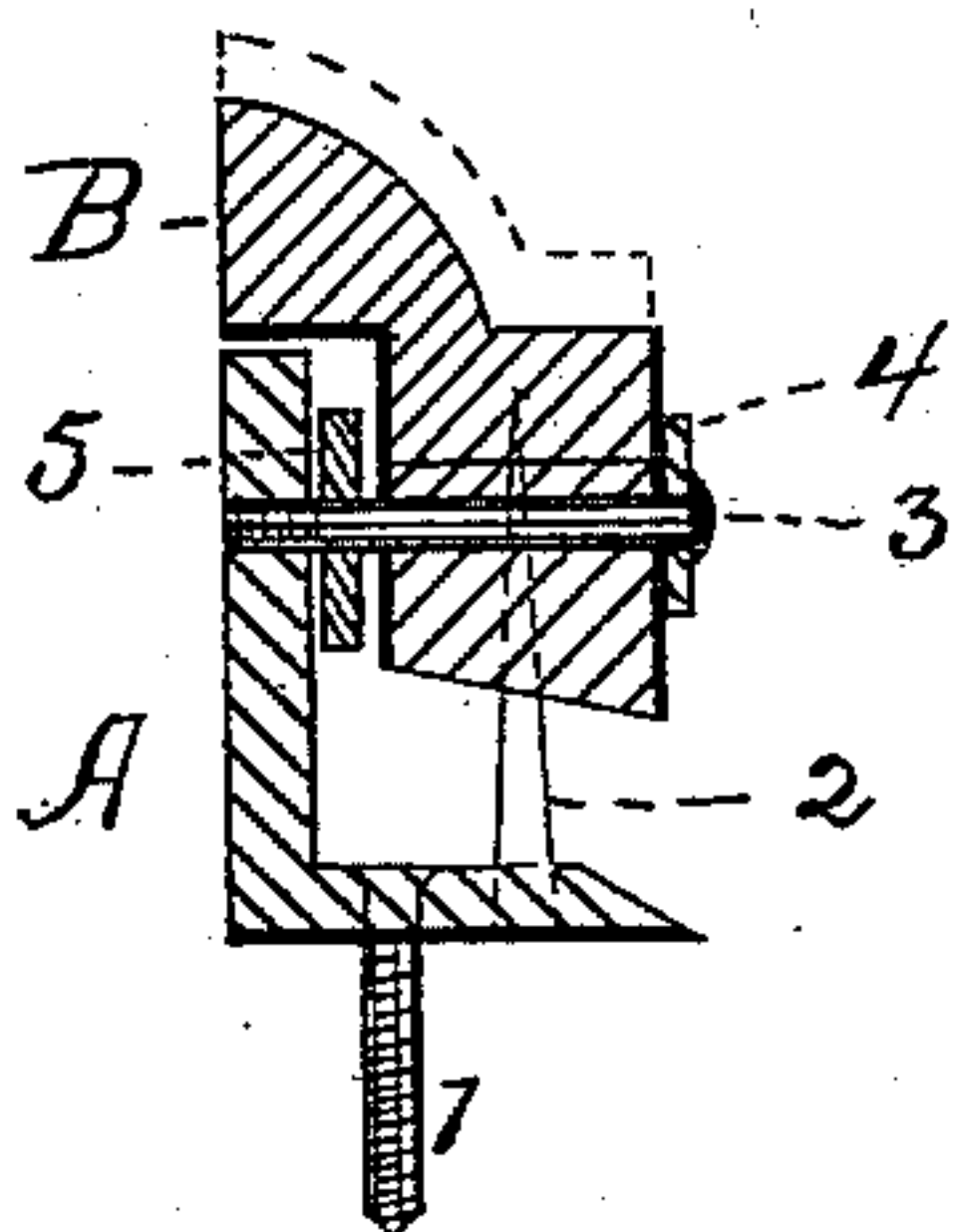


FIG 4

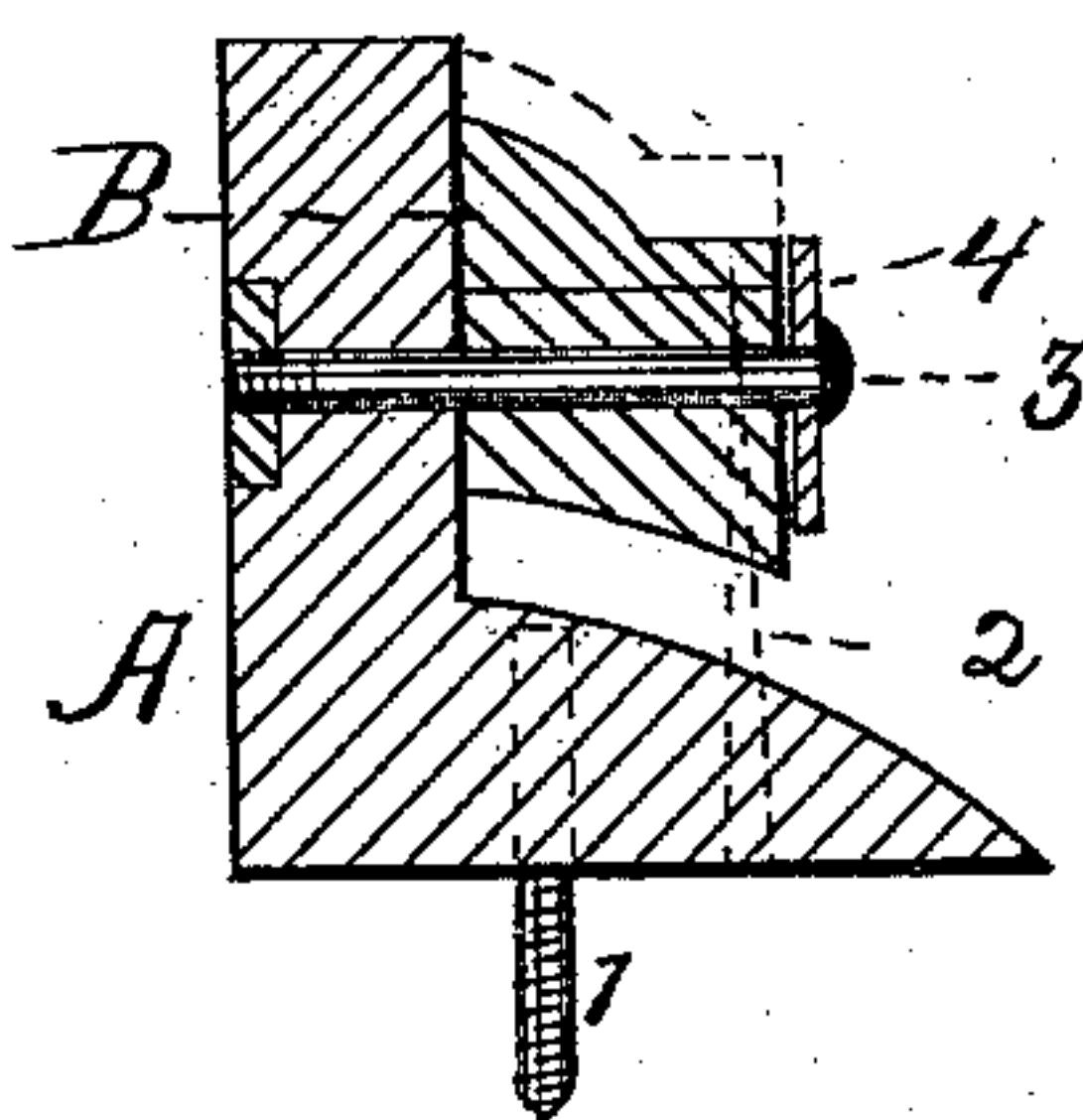


FIG 5

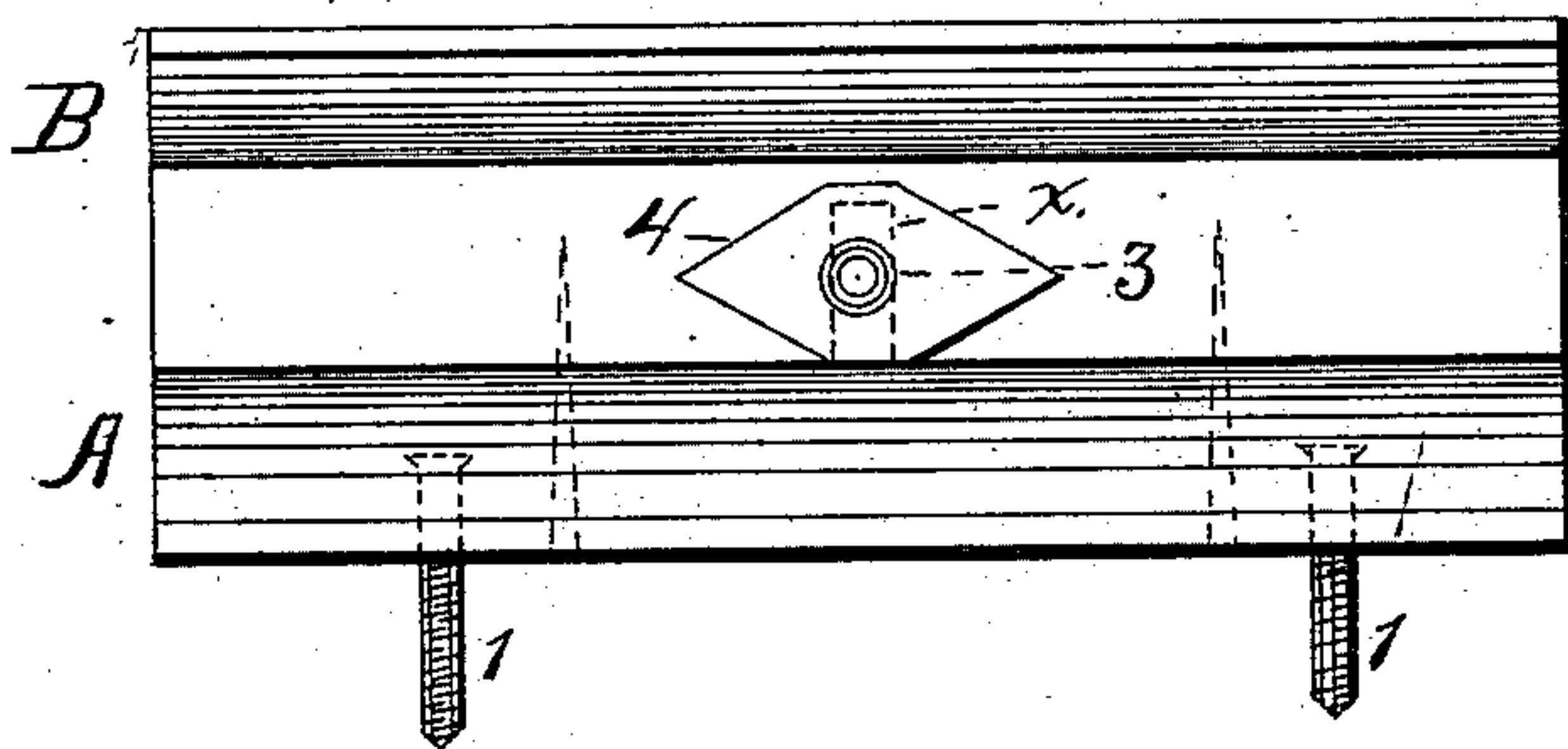
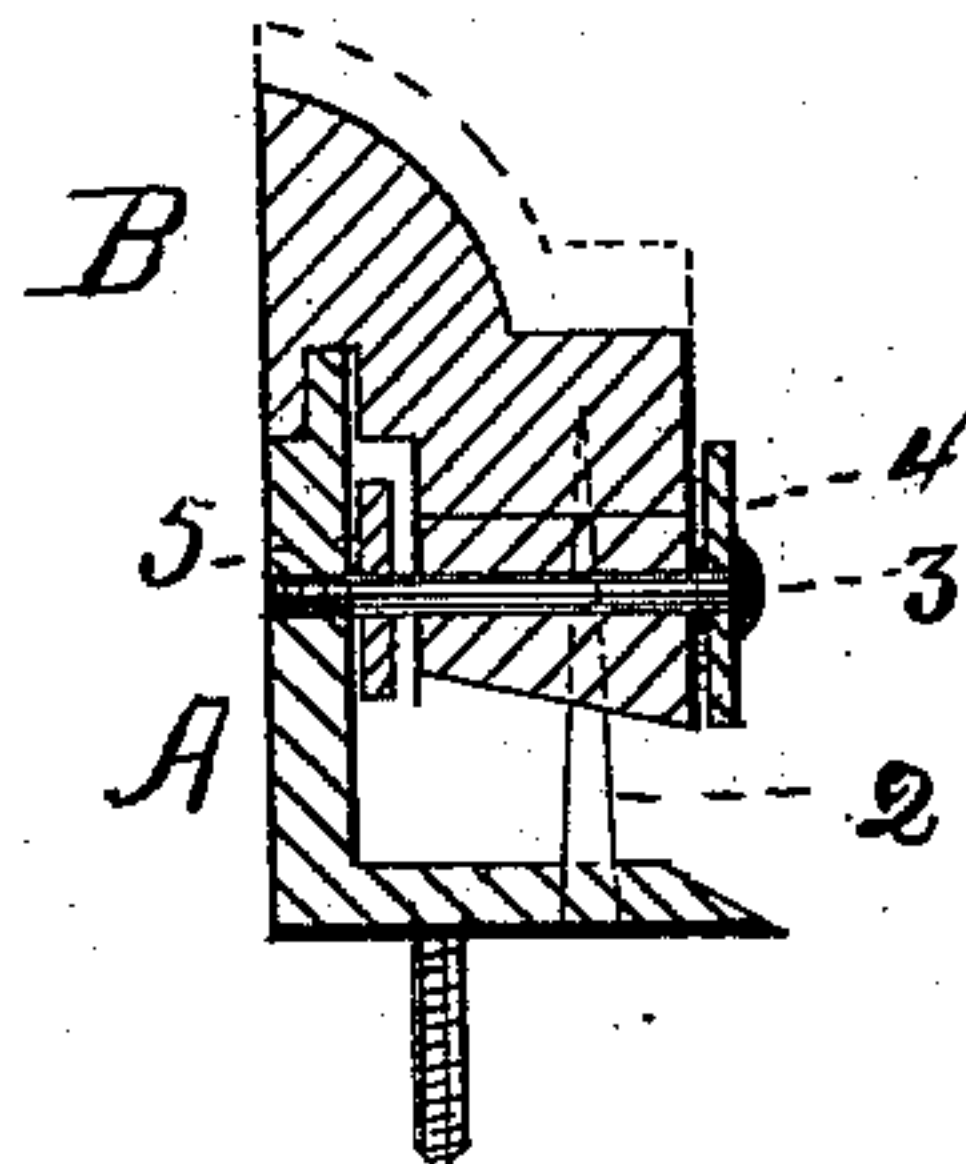


FIG 3

WITNESSES.
A. Smith
A. J. Dimock

Minnie B. McCastline

INVENTOR

UNITED STATES PATENT OFFICE.

MINNIE B. McCASTLINE, OF SYRACUSE, NEW YORK.

CARPET-FASTENER.

SPECIFICATION forming part of Letters Patent No. 379,236, dated March 13, 1888.

Application filed July 19, 1887. Serial No. 244,690. (No model.)

To all whom it may concern:

Be it known that I, MINNIE B. McCASTLINE, of Syracuse, county of Onondaga, in the State of New York, a citizen of the United States, have invented certain new and useful Improvements in Carpet-Fasteners, of which the following is a specification, reference being had to the accompanying drawings, in which—

Figure 1 is a front elevation thereof; Fig. 2, a transverse section of Fig. 1; Fig. 3, another front elevation, of which Fig. 4 is a vertical transverse section. Fig. 5 is a vertical transverse section showing variations in detail construction.

My invention relates to that class of carpet-fasteners in which the carpet is secured by permanent tacks projecting above a base secured to the floor adjacent to the base-board, and which are by adjustment adapted to different thicknesses and folds of carpet.

It consists in the several novel features of construction and combinations of parts hereinafter described, and specifically set forth in the claims hereunto annexed.

It is constructed as follows:

A is the base, consisting of a strip of wood or metal of about the form shown, which is secured to the floor by the screws or nails 1, and I provide it with the permanent tacks or spurs 2.

B is an ornamental cap molding, of wood or metal, provided at proper intervals with upward perforations to receive the upper ends of the tacks. It is also slotted transversely, as shown by the dotted lines in Figs. 1 and 3 at *x*. Through this slot I pass a bolt or screw, 3, the inner end of which screws into the ver-

tical side of the base A, or when that is constructed of wood the bolt can screw into a nut let into the base, as shown in Fig. 4. To cover this slot and support the head of the bolt, I use a washer, 4, of any desired pattern. I can also insert a strip of flexible or other packing, 5, between the base and cap, to make the joint more secure against insects.

It is operated as follows: I secure the base to the floor; then press the edge of the carpet down upon the tacks; then put on the cap, the tacks entering it, and press it down to the carpet, with the slots over the screws, and screw them up, drawing the cap up snugly against the base. In case the carpet is folded upon the edge, then the cap must lie higher than when the carpet is not folded or doubled.

The dotted lines in Figs. 2, 4, and 5 indicate how the cap can be adjusted vertically, even to accommodate four thicknesses of carpet when double folded, as in a corner of a room.

What I claim as my invention, and desire to secure by Letters Patent, is—

A carpet-fastener consisting of a base provided with projecting tacks, a cap fitting upon said tacks and provided with transverse slots, and securing-bolts passing through such slots and screwing into the base, and flexible packing interposed between the base and cap, substantially as described.

In witness whereof I have hereunto set my hand this 2d day of June, 1887.

MINNIE B. McCASTLINE.

In presence of—

C. W. SMITH,
A. I. DIMOCK.