

(No Model.)

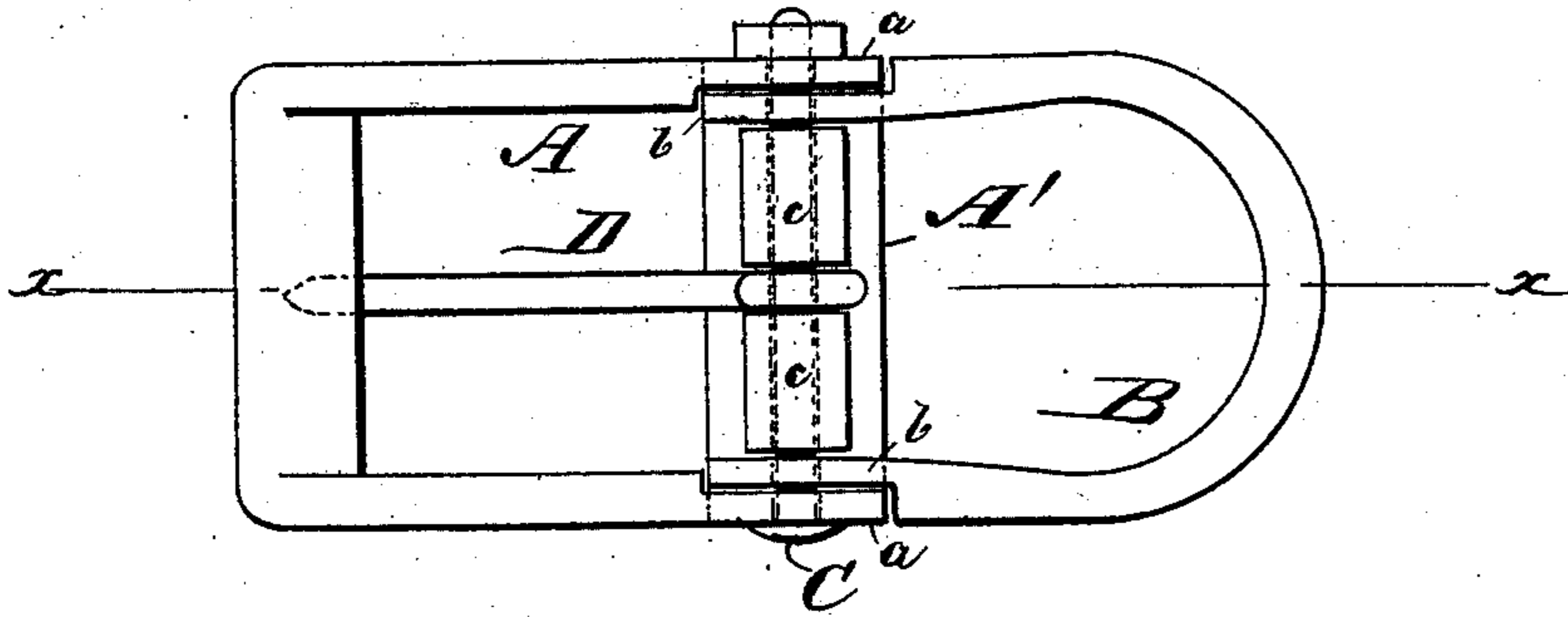
E. CRIPPEN & W. KING.

BUCKLE.

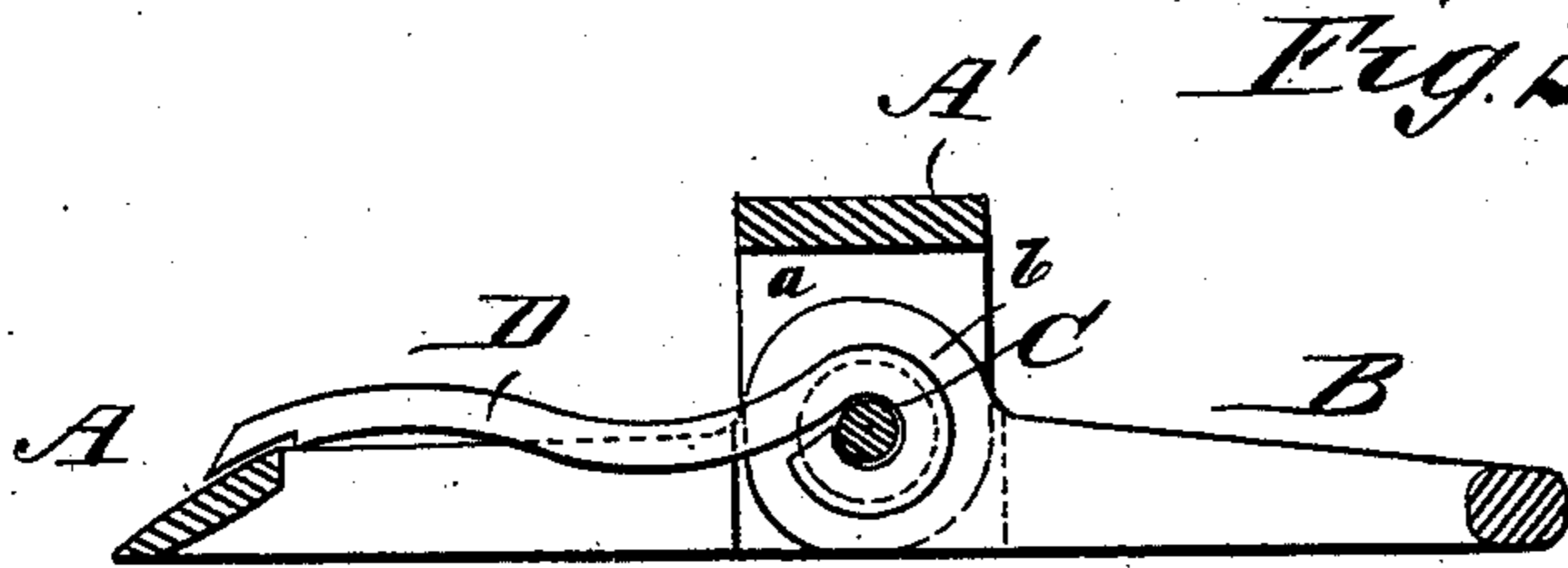
No. 379,006.

Patented Mar. 6, 1888.

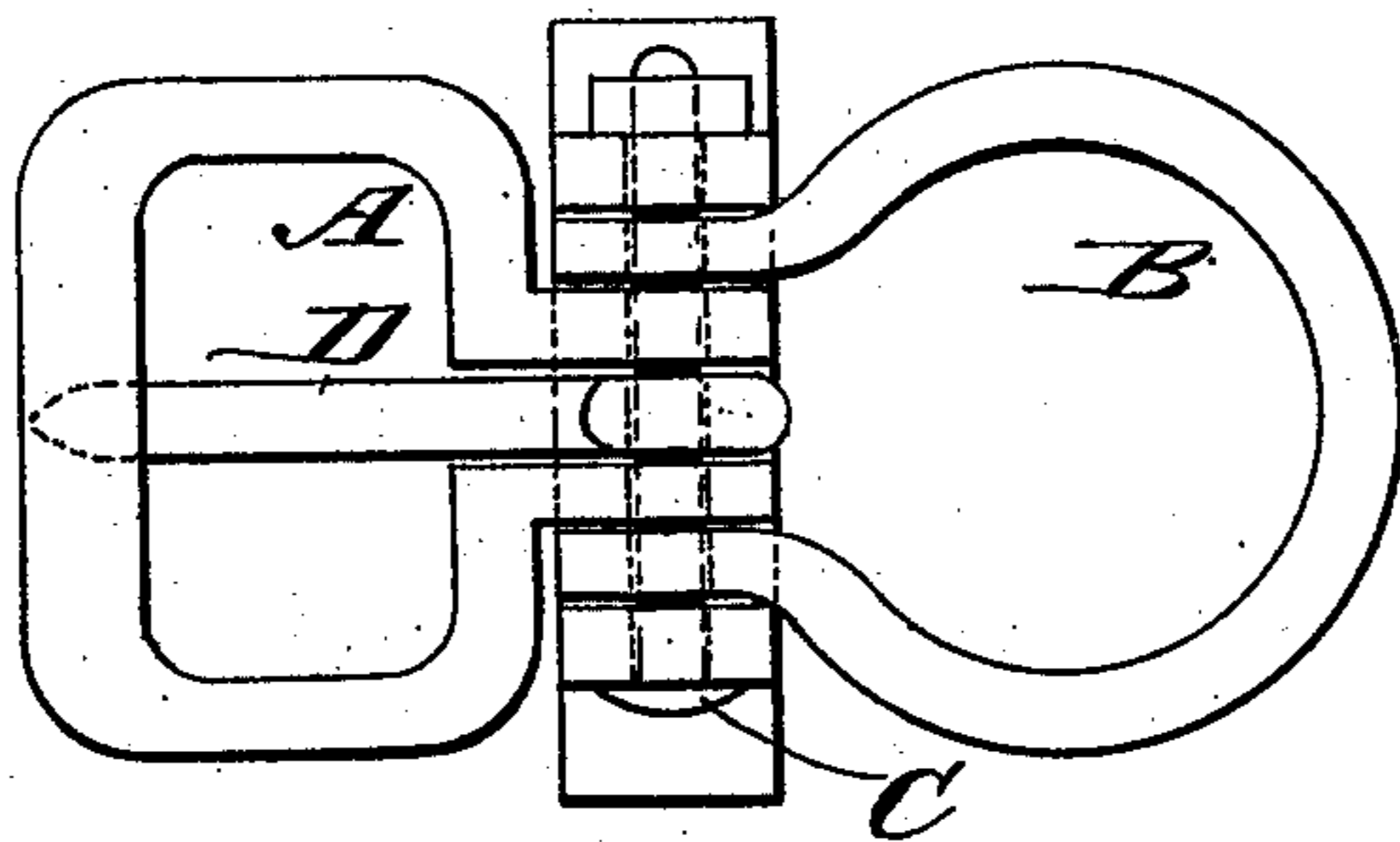
*Fig. 1*



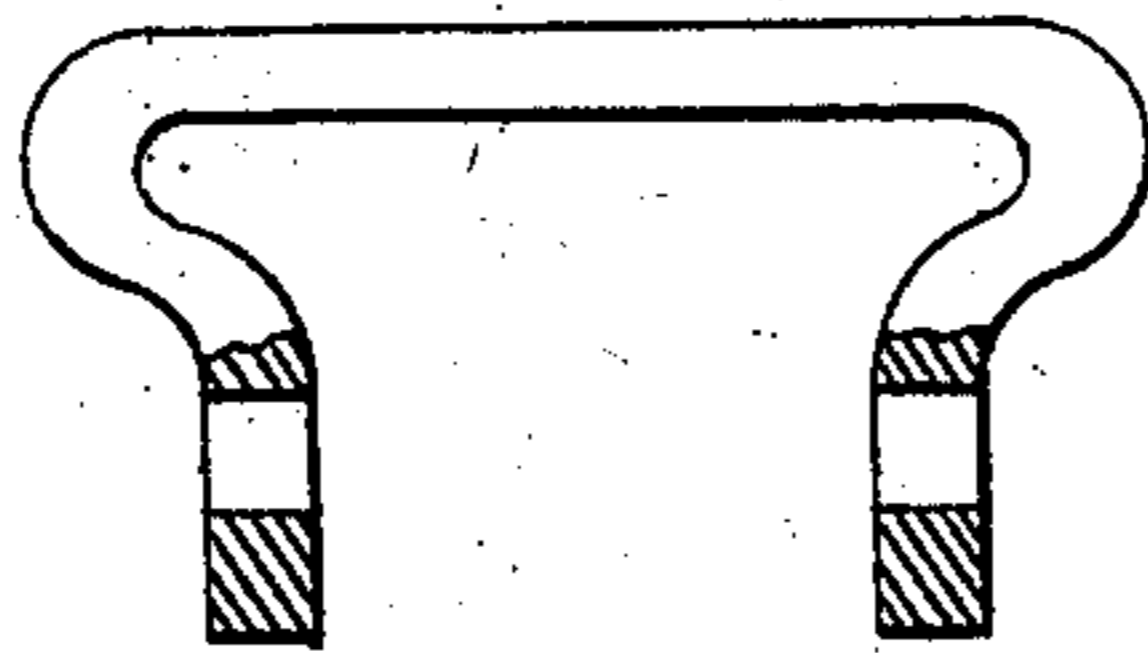
*Fig. 2.*



*Fig. 3*



*Fig. 4*



WITNESSES:

*J. M. Ardle.*  
*C. Sedgwick.*

INVENTOR:

*E. Crippen.*  
*W. King.*  
*Munich & Co.*  
ATTORNEYS.

BY

# UNITED STATES PATENT OFFICE.

EDWIN CRIPPEN AND WILLIAM KING, OF NEW ORLEANS, LOUISIANA.

## BUCKLE.

SPECIFICATION forming part of Letters Patent No. 379,006, dated March 6, 1888.

Application filed August 23, 1887. Serial No. 247,656. (No model.)

*To all whom it may concern:*

Be it known that we, EDWIN CRIPPEN and WILLIAM KING, of New Orleans, in the parish of Orleans and State of Louisiana, have  
5 invented a new and Improved Buckle, of which the following is a full, clear, and exact description.

Reference is to be had to the accompanying drawings, forming a part of this specification,  
10 in which similar letters of reference indicate corresponding parts in all the figures.

Figure 1 is a bottom view of our new and improved buckle. Fig. 2 is a sectional elevation of the same taken on the line *x x* of Fig.  
15 1. Fig. 3 is an inverted plan view showing a modification, and Fig. 4 is a detailed sectional view of one form of loop *A'*.

*A* represents the main frame of the buckle, and *B* represents a loop or shackle attached  
20 to the main frame *A* by a bolt, *C*, so that by removing said bolt the shackle may be detached and the whole buckle removed from or applied to a strap or web without ripping or stitching the strap or web.

25 The frame *A* is formed with the cheek-pieces *a a* and the shackle *B* with the corresponding cheek-pieces, *b b*, and through apertures in said cheek-pieces the bolt *C* passes, as shown clearly in the drawings.

The tongue *D* is pivoted upon the bolt *C*, 30 and in the form shown in Figs. 1 and 2 the tongue is held in the center of the bolt by the short tubes *c c*, placed upon said bolt, one each side of the tongue.

In Fig. 3 the frame *A* and shackle *B* are 35 closed, so that the tubes *c c* are not required.

In Figs. 1 and 2 the frame *A* is formed with integral loop *A'*, for holding the end of a strap placed in the buckle, while in Fig. 3 this loop is made of a separate U-shaped piece, with its 40 ends apertured to receive the bolt *C*, so that said bolt when put in place holds all three parts together, so that they form a complete buckle, loop, and shackle.

Having thus described our invention, what 45 we claim as new, and desire to secure by Letters Patent, is—

The combination, with the main frame *A*, formed with the apertured cheek-pieces *a a*, of the shackle *B*, bolt *C*, buckle-tongue *D*, and 50 loop *A'*, substantially as shown and described.

EDWIN CRIPPEN.  
WILLIAM KING.

Witnesses:

ALFRED PATTERSON,  
MARCUS TITON CASHEN.