

(No Model.)

A. ZIMMERMANN.
SHOE OR SLIPPER.

No. 377,822.

Patented Feb. 14, 1888.

Fig. 1.

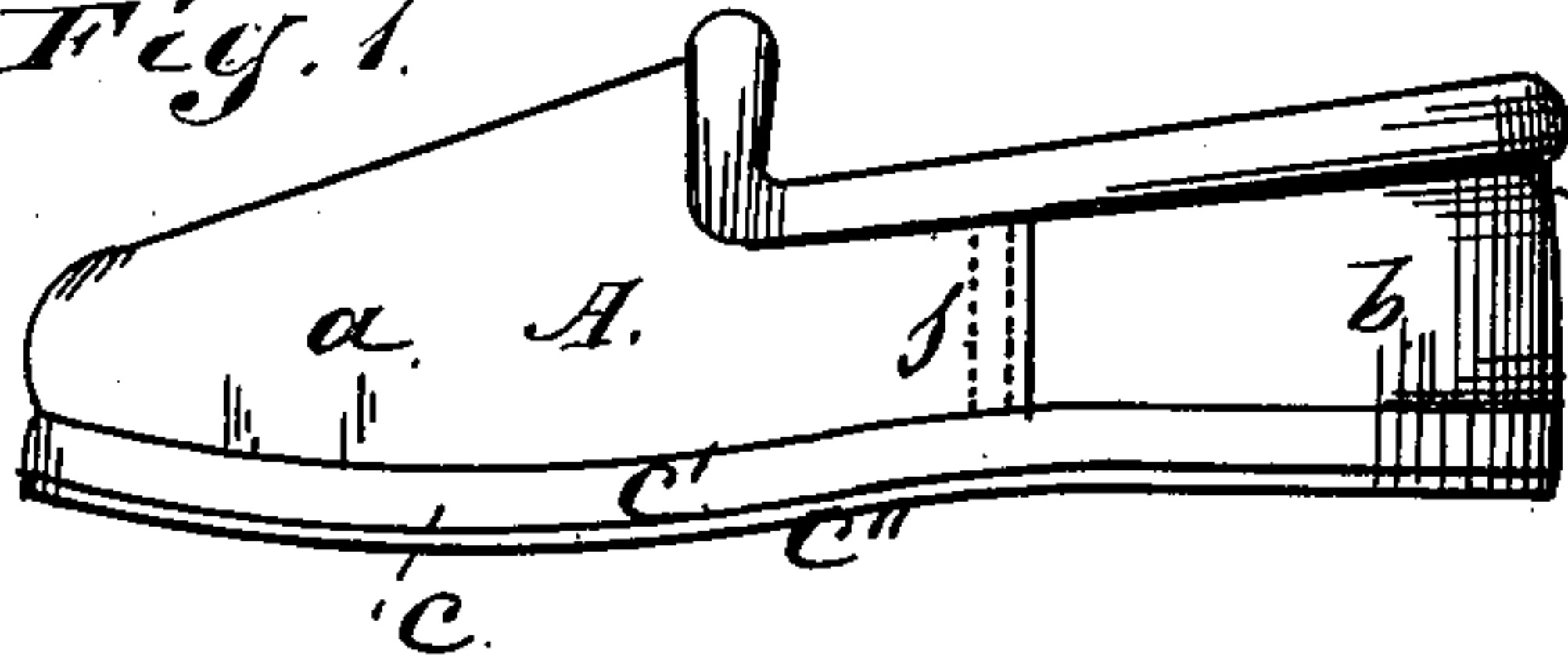


Fig. 2.




Fig. 3.




Fig. 4.

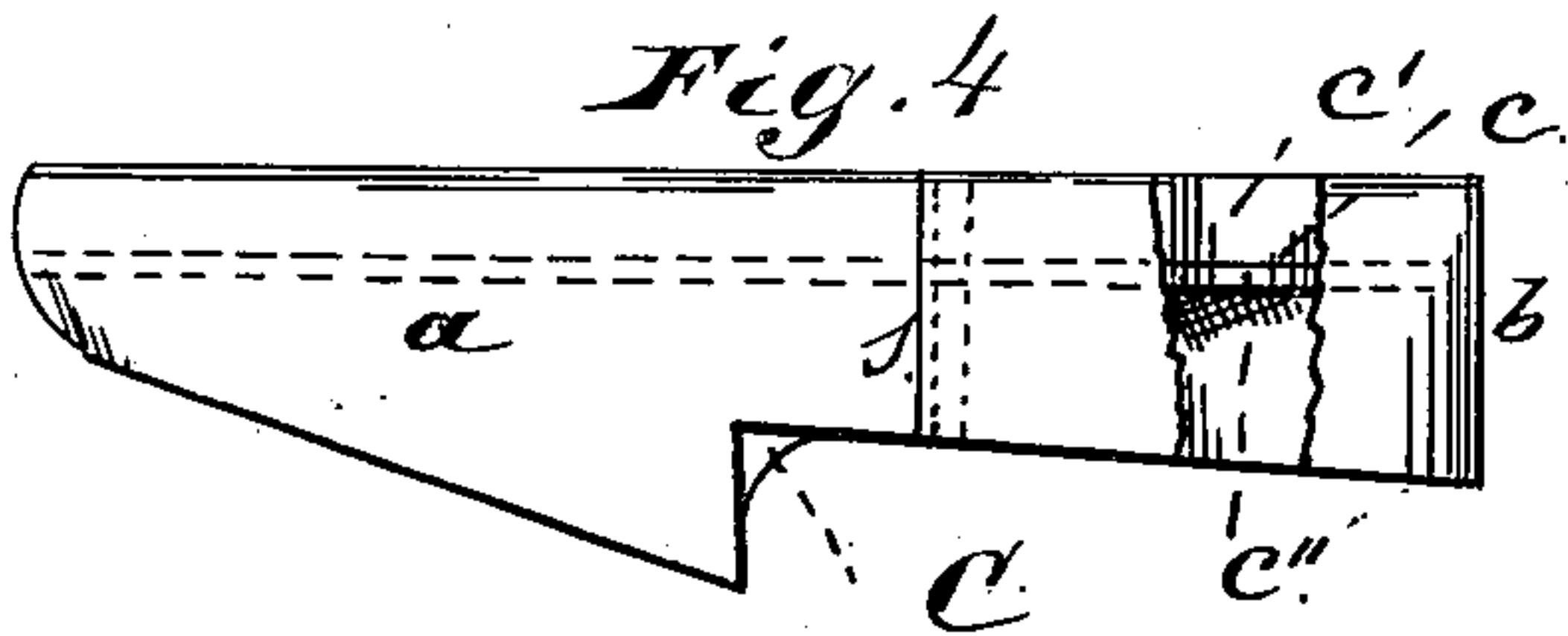


Fig. 6.




Fig. 7.



Fig. 8.

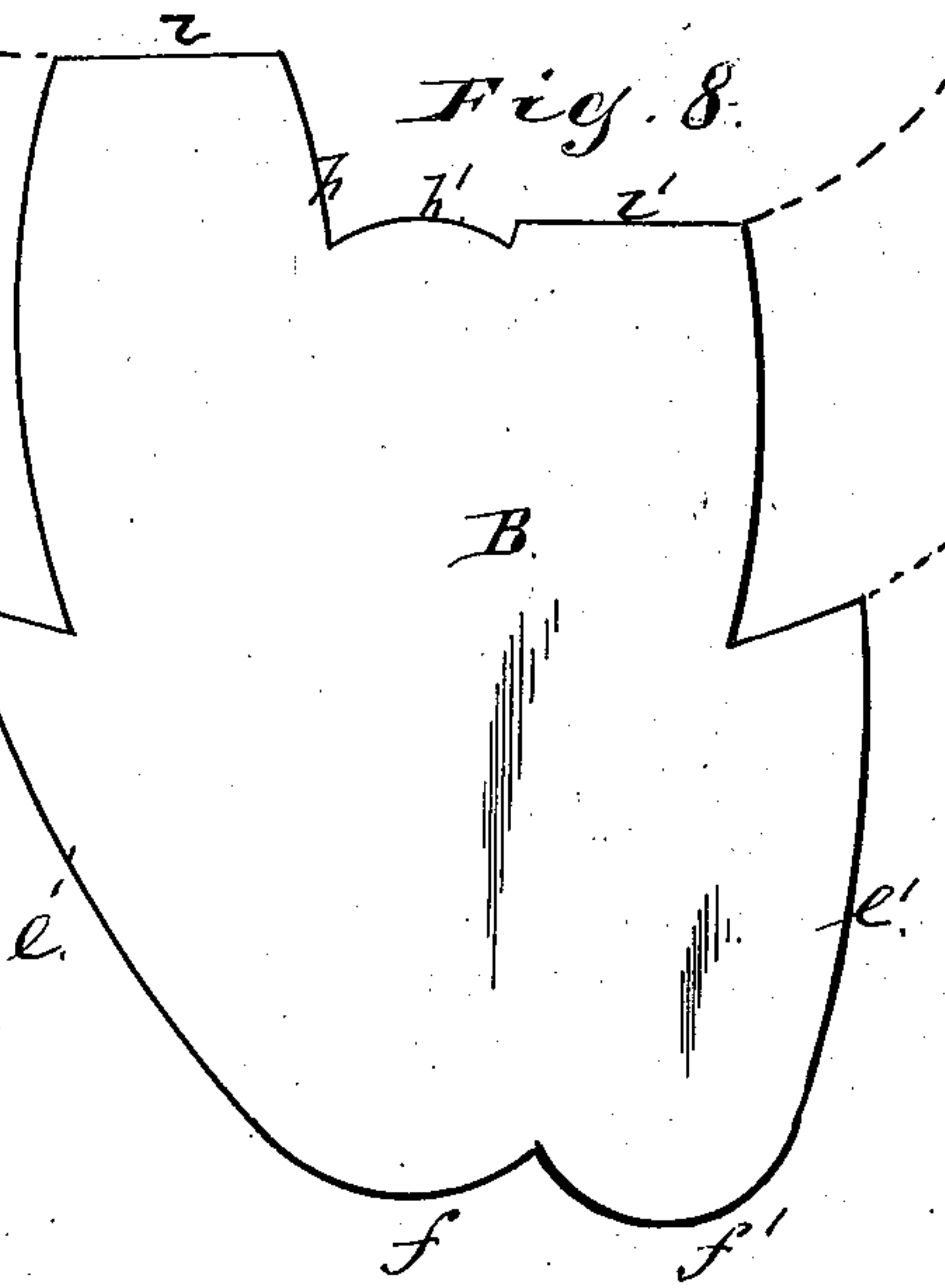


Fig. 5.

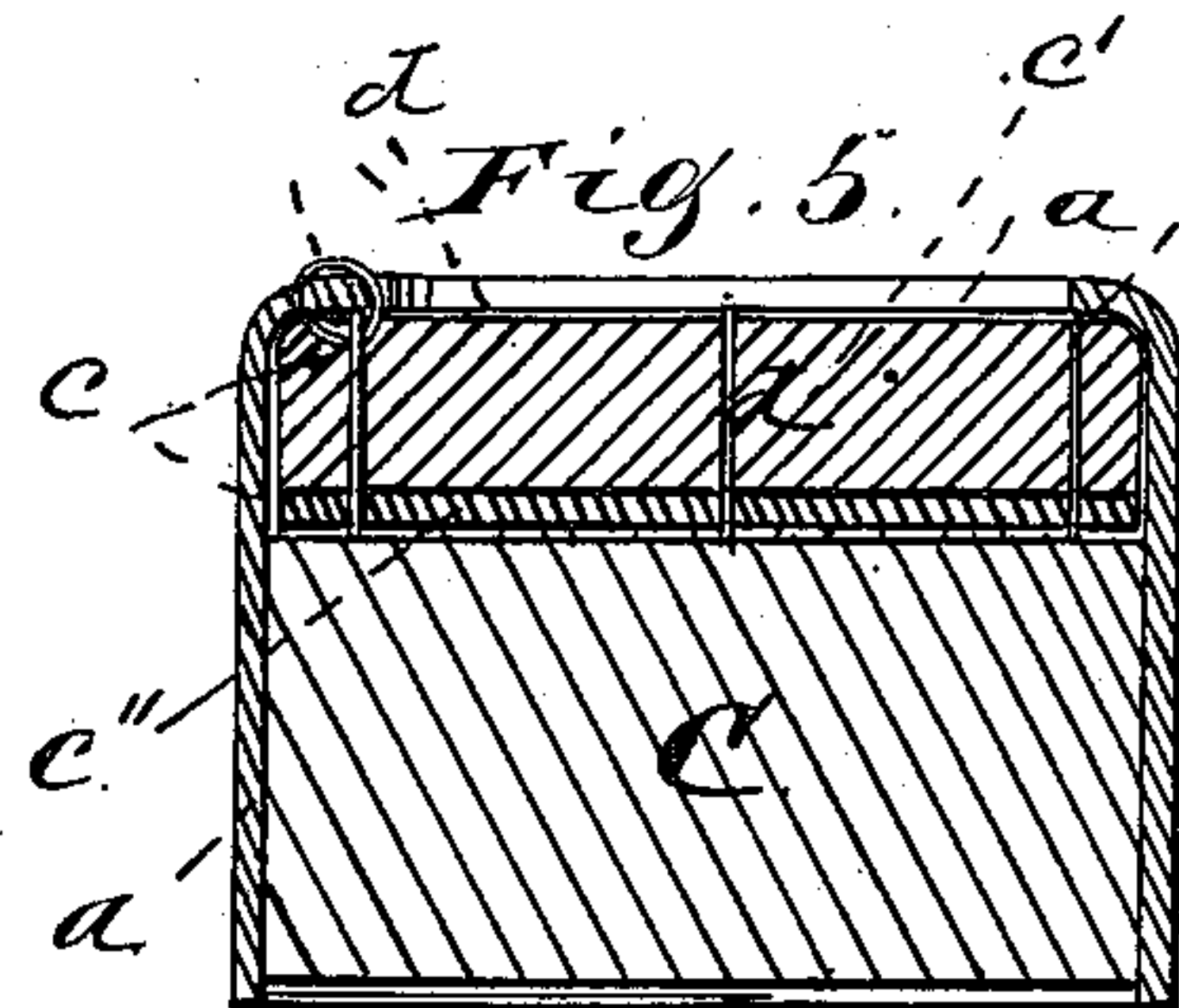


Fig. 9.

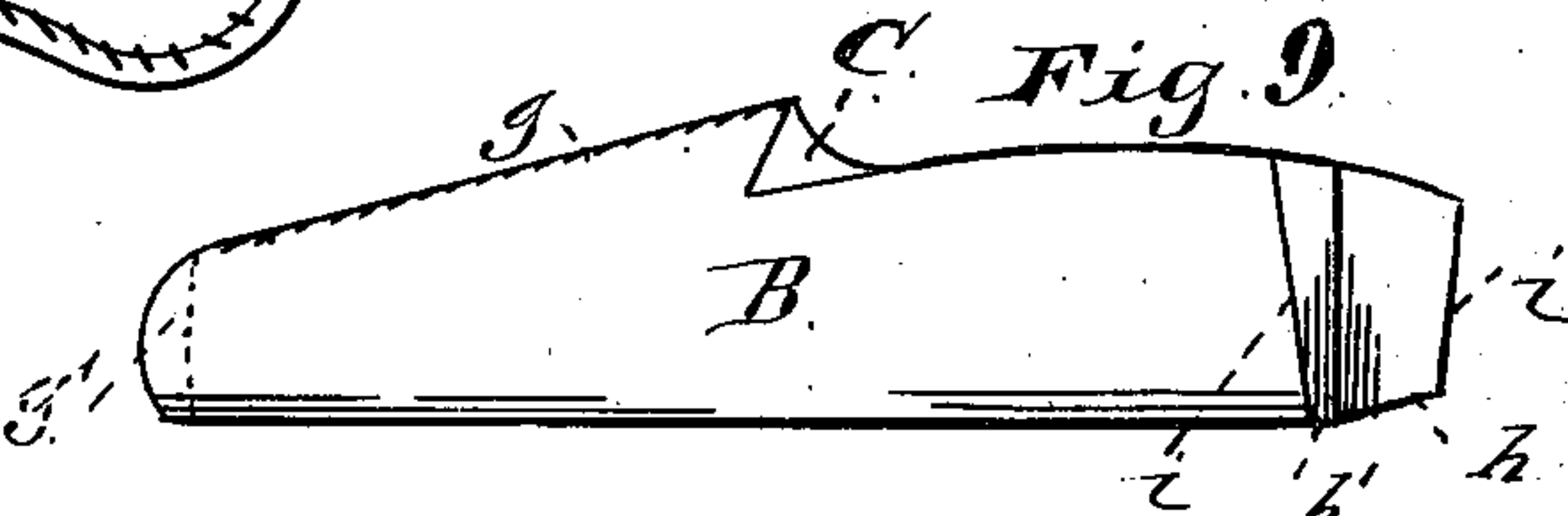
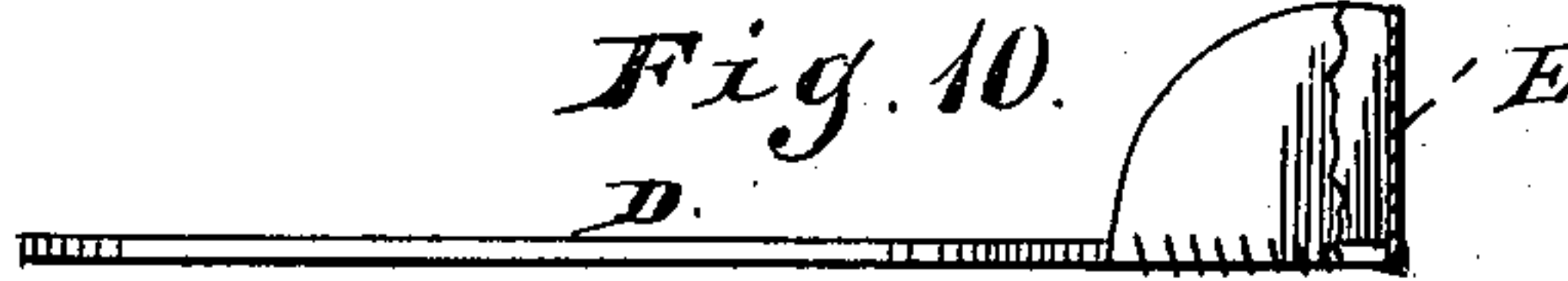


Fig. 10.



WITNESSES

Anton H. Fritsch.
John L. Pearson.

INVENTOR:

Albert Zimmermann
by Heinrich F. Bonus.
Att'y.

UNITED STATES PATENT OFFICE.

ALBERT ZIMMERMANN, OF CHICAGO, ILLINOIS.

SHOE OR SLIPPER.

SPECIFICATION forming part of Letters Patent No. 377,822, dated February 14, 1888.

Application filed November 7, 1887. Serial No. 254,576. (No model.)

To all whom it may concern:

Be it known that I, ALBERT ZIMMERMANN, a subject of the Emperor of Germany, residing at Chicago, in the county of Cook and State of Illinois, have invented a new and useful Improvement in Shoes and Slippers, of which the following is a specification, reference being had to the accompanying drawings and letters marked thereon.

My invention relates to shoes and slippers made of felt or similar material.

It consists in the method of fastening the sole to the vamp and quarter, and in attaching a plate to the inner sole for stiffening the quarter.

It also consists in the novel mode of cutting and sewing together the lining for the inside of the shoe or slipper, all of which as hereinafter will be fully explained.

In the drawings which form a part of this specification, Figure 1 is a side view of a slipper embodying my invention. Fig. 2 is an under side view of the same. Fig. 3 represents an edge view of the sole, partly in section. Fig. 4 represents the vamp and quarter and sole as placed over a last upside down, with the vamp and quarter turned inside out for being sewed to the sole. Fig. 5 is a cross-section of the same, enlarged. Fig. 6 shows a top view of Fig. 4 with the sole sewed to it. Fig. 7 is a detail of stitches interlocking. Fig. 8 is the lining spread out to be used for a slipper, the dotted lines indicating the size and extension of the same when it is to be used for a shoe. Fig. 9 is the lining for a slipper, the vamp and toe sewed together before being put upon a last. Fig. 10 is the inner sole having a plate sewed to it for stiffening the quarter.

A represents the upper of a shoe, consisting of the vamp *a* and quarter *b*. The sole *c* is made of felt, *c'*, and leather, *c''*, or any other suitable material, and united by stitches *d*, known as "saddler's stitches," produced by two needles and a double thread, by hand or machine.

B denotes the lining spread out for the inside of the slipper, as shown in Fig. 8 by full lines, or of a shoe with its sides more extended, as shown in the same figure by dotted lines. The edges *e* and *e'* and *f* and *f'* are sewed to each other, respectively, forming the seams *g*

and *g'*, then stretched over a last, C, whereupon the edges *h h'* and *i i'*, or, in case of its being a shoe instead of a slipper, their extensions, are sewed to each other, thus fitting exactly into the inside of the slipper or shoe.

D is the inner sole, having sewed to it a stiffening-plate, E, to adapt itself to the quarter. The plate E is sewed to the sole before being placed into the slipper or shoe, and thus is prevented from becoming displaced. As shown in the drawings, Fig. 1, the vamp and quarter of the slipper A are made of two separate pieces and sewed together at *j*, though I am enabled to cut the vamp and quarter in one piece, the same as the lining B.

Having completed the upper part of the slipper or shoe, it is to be placed around a last so as to have the inside out and the upside turned down and the sole put into it; the edges of which being overlapped by the vamp and quarter, as will be readily understood by Figs. 4 and 5 of the drawings, thereupon said edges so overlapping the sole are secured thereto by piercing the needle of the waxed thread into the felt without penetrating it, at the same time catching the overlapping edges and interlocking with the stitches *d*, as will be more fully understood by looking at Fig. 5 of the drawings. After having taken the slipper or shoe off the last and turned it into its proper position, the inner sole, D, having a stiffening-plate sewed to it, is pasted into the same and directly upon it, and, filling up the whole slipper or shoe, a last is placed having stretched upon it the lining provided with a pasting material, by means of which it will be firmly secured to the slipper or shoe, and being sufficiently dried the last is removed and the slipper or shoe finished ready for use. When desired, a heel may be added to the sole, in the usual way.

Having fully described my invention, what I claim, and desire to secure by Letters Patent, is—

1. In a shoe, a felt upper, a composite sole united by a marginal row of stitches, another row of stitching interlocking therewith and uniting the said upper with the sole, all combined substantially as and for the purpose specified and shown.

2. In combination, a felt upper, a composite sole united by a marginal row of stitches, an-

other row of stitching interlocking therewith and uniting the said upper with the sole, an inner sole, D, provided with a stiffening-plate, and the inner lining, B, substantially as and
5 for the purpose described.

3. The combination of the upper A, lining B, said lining cut in one piece, having edges *e e'* and *f f'*, said edges when sewed together forming the vamp and toe, and edges *h h'* and
10 *i i'*, forming the quarter, and the inner sole, D, provided with a plate, E, said plate E sewed to the inner sole before being pasted into the shoe, substantially as and for the purpose specified.

4. The combination of the upper A, lining 15 B, sole C, consisting of felt and leather, and united together by stitches, another row of stitches interlocking therewith, by which the edges of the vamp and quarter are sewed to the sole, and inner sole, D, having a stiffening- 20 plate sewed to it, substantially as specified and shown.

ALBERT ZIMMERMANN.

Witnesses:

HEINRICH F. BRUNS,
ANTON H. FRITSCH.