

(No Model.)

O. P. ELTERICH.

COMBINED CIGAR TIP CUTTER AND MATCH BOX.

No. 377,550.

Patented Feb. 7, 1888.

Fig. 1.

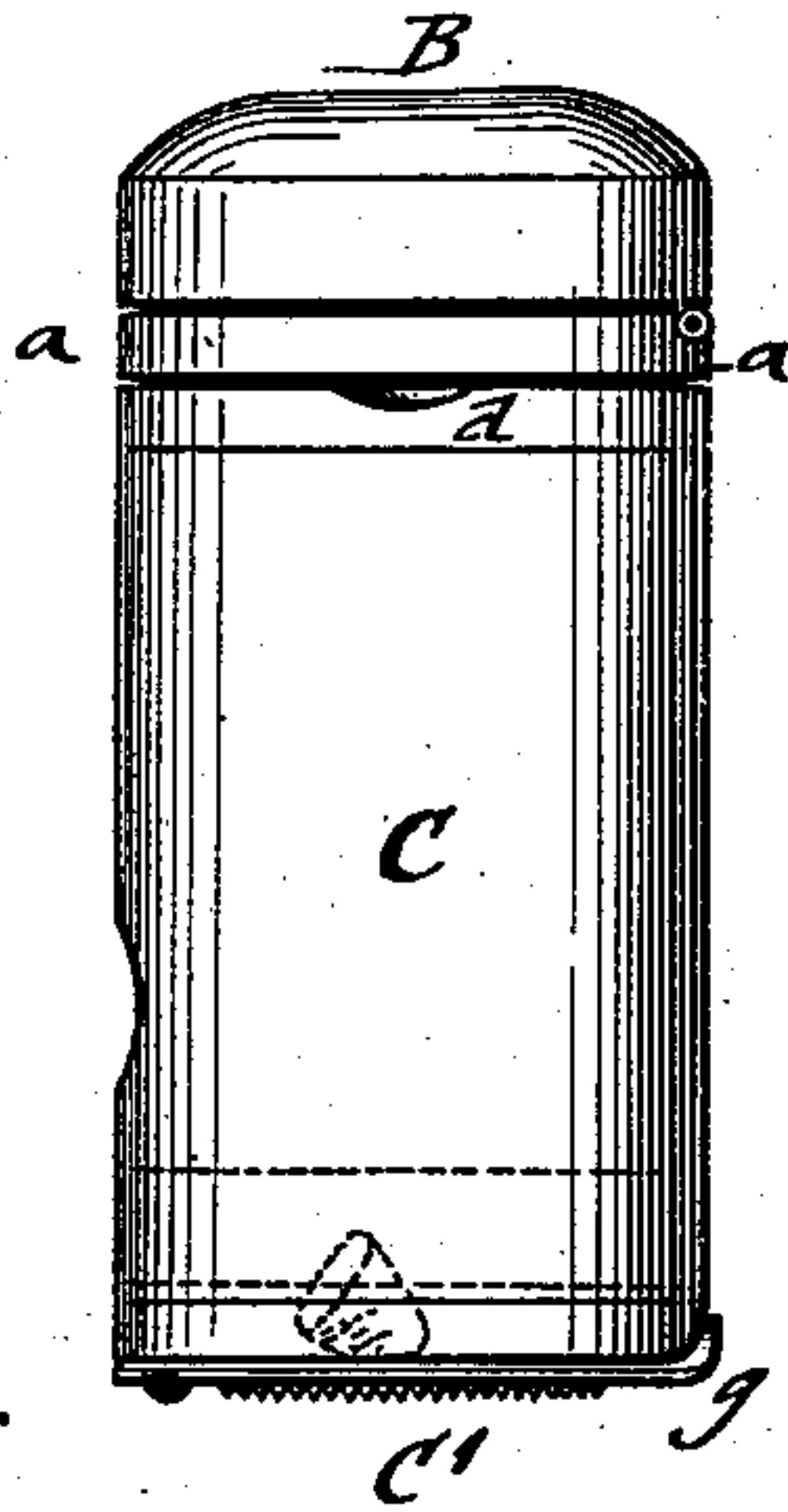


Fig. 3.

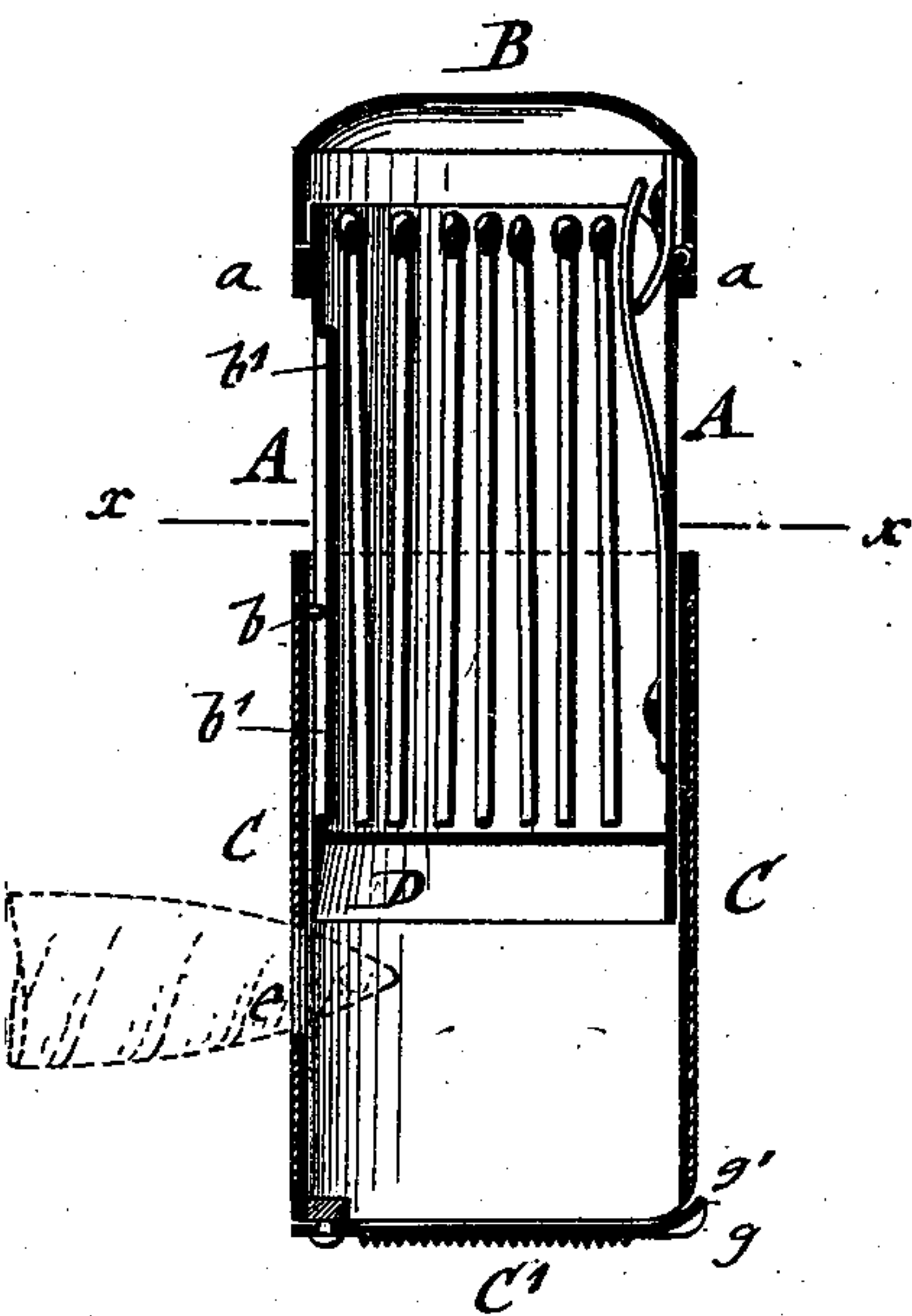


Fig. 2.

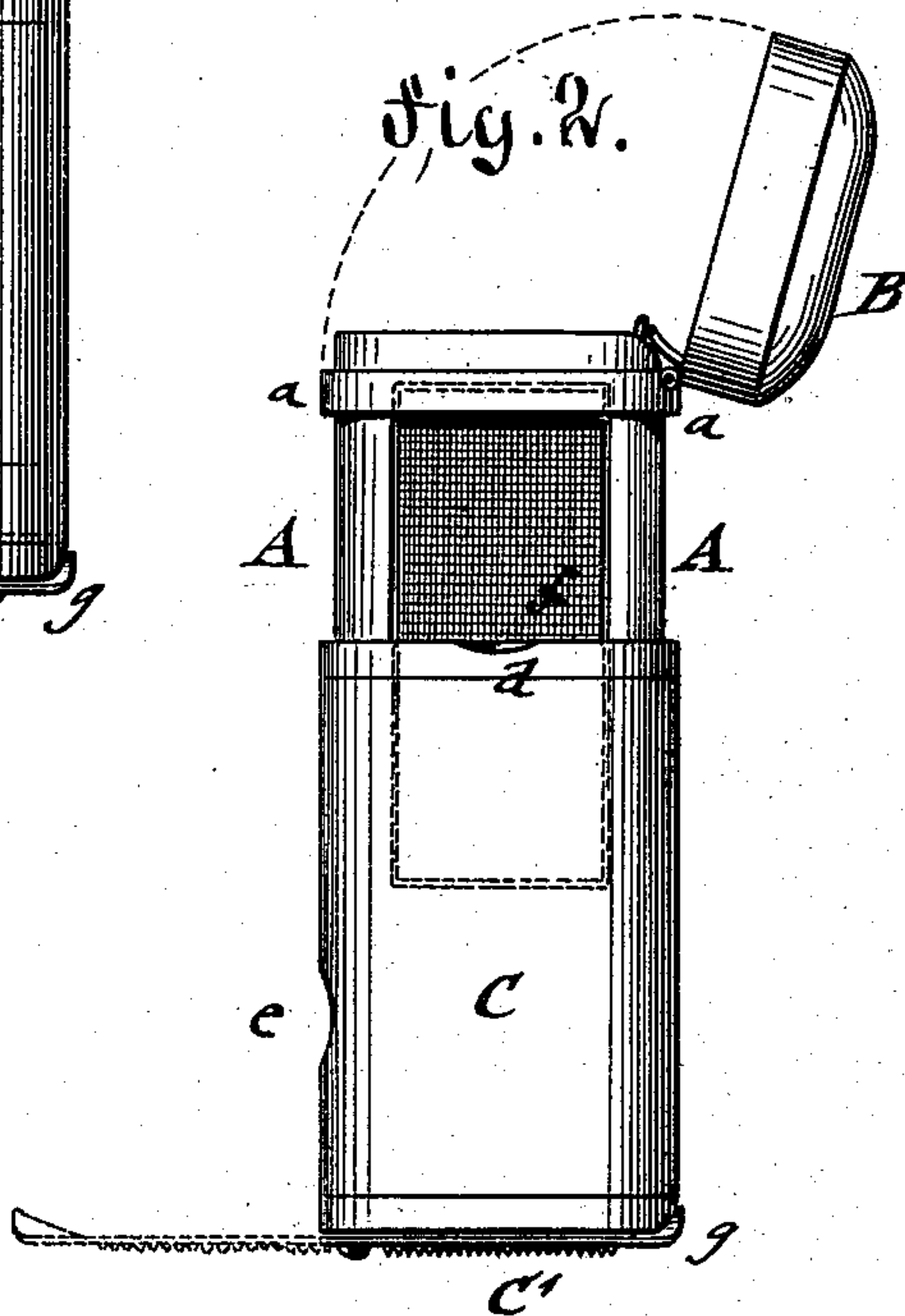
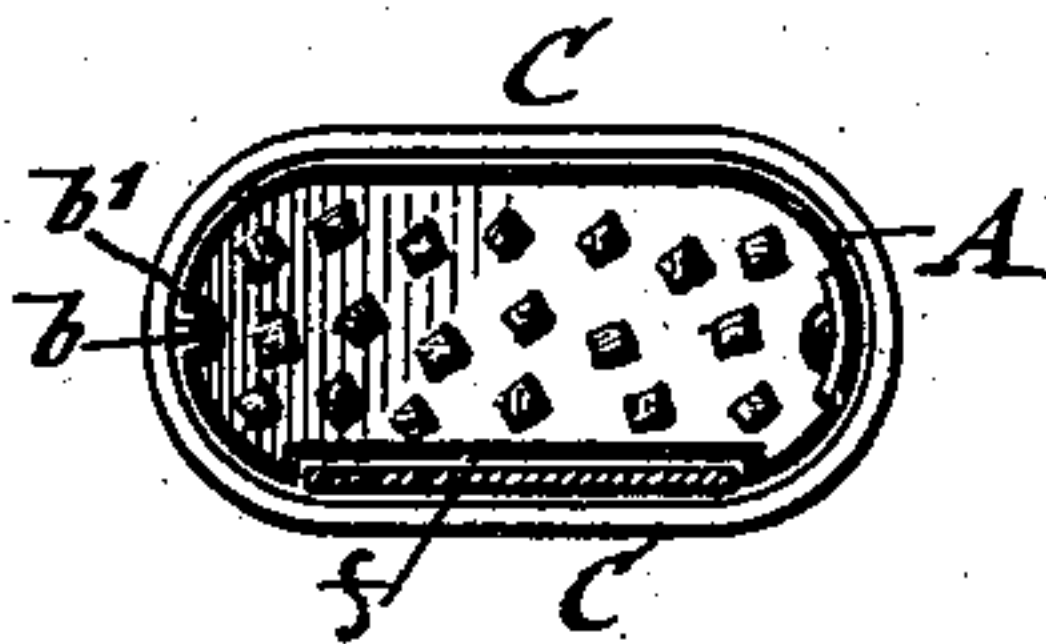


Fig. 4.



WITNESSES:

J. N. Rosenbaum.
Carl Karp

INVENTOR

Otto P. Elterich

BY

Lopez Pagan

ATTORNEYS.

UNITED STATES PATENT OFFICE.

OTTO P. ELTERICH, OF NEWARK, NEW JERSEY.

COMBINED CIGAR-TIP CUTTER AND MATCH-BOX.

SPECIFICATION forming part of Letters Patent No. 377,550, dated February 7, 1888.

Application filed June 16, 1887. Serial No. 241,484. (No model.)

To all whom it may concern:

Be it known that I, OTTO P. ELTERICH, of Newark, in the county of Hudson and State of New Jersey, have invented certain new and useful Improvements in a Combined Cigar-Tip Cutter and Match-Box, of which the following is a specification.

This invention relates to a combined cigar-tip cutter and match-box, and which can be used for lighting cigars when exposed to wind; and the invention consists of a match-box which comprises an interior match-receptacle having a hinged lid at one end and a cutter at the other end, an exterior shell having a laterally-swinging pivoted lid with a friction-surface, the shell being provided with means for guiding the interior match-receptacle, and with an opening for inserting the tip end of the cigar, so that it can be cut off by the cutter at the bottom of the interior box.

The invention consist, further, of certain details of construction, which will be fully described hereinafter, and finally be pointed out in the claims.

In the accompanying drawings, Figures 1 and 2 represent side elevations of my improved match-box, showing the same in different positions for use. Fig. 3 is a vertical longitudinal section, and Fig. 4 a horizontal section on line *x x*, Fig. 3.

Similar letters of reference indicate corresponding parts.

In the drawings, A represents a match receptacle or box which is provided at one end with the usual hinged and spring-actuated cap, B, and at the other end or bottom with a fixed cutter, D. The cap B rests on an exterior rim, *a*, of the box A.

The body of the box A is guided in an exterior shell, C, by means of a fixed pin, *b*, that engages a longitudinal groove, *b'*, of the box A, as shown in Fig. 3. The stop-pin *b* and groove *b'* permit the withdrawing of the box A to nearly its full length from the shell C, which is facilitated by a notch, *d*, for the finger-nail, at the end of the shell C next to the rim *a* of the box A. The opposite end of the shell C is closed by a pivoted and laterally-swinging lid, C', the surface of which is roughened, so that it can be used for lighting matches. The pivoted lid C' is locked on the shell C, so as to close the same, by a V-shaped lip or projection, *g*, which engages a corresponding recess, *g'*, of the box A.

The shell C is provided at one side with an

opening, *e*, through which the tip of the cigar can be inserted, so as to be cut off by the cutter D at the bottom of the box A, as shown in Fig. 3. The cut off tips are collected in the space between the bottom of the box A and the lid C' and removed from time to time.

When it is desired to use the match-box with safety-matches, in which case the roughened surface at the lid C' would not ignite the matches, a depressed panel, *f*, is arranged in one of the side walls of the box A, said panel being extended below the rim *a*. The panel *f* serves to receive a piece of the friction-surface used for safety-matches, which is retained by the depression *f* of the box A, the exterior shell, and the recess *f'* below the rim *a*, as shown in Fig. 2. The match-box can also be used for the purpose of igniting matches in a strong wind by opening the lid C', as shown in Fig. 2, lighting the match by passing it over the same and placing it quickly in the interior cavity of the shell C after the box has been drawn out, and lighting the cigar by introducing the butt-end into the interior cavity of the shell, to which sufficient air is supplied through the tip-opening *e*.

My improved device combines a number of advantages—such as a cigar-cutting device, a depressed panel for inserting an ignition-surface for safety-matches, a compartment for storing the tips, and a compartment for lighting the cigars in strong wind.

Having thus described my invention, I claim as new and desire to secure by Letters Patent—

1. The combination of an interior match-box having a hinged and spring-actuated cap at one end and a cutter at the opposite or bottom end, an exterior shell having an opening for inserting the tip of the cigar, and a pivoted lid, and means for guiding the box in said shell, substantially as set forth.

2. The combination of an interior match-box having a hinged cap at one end, a rim next to said lid, and a cutter at the opposite or bottom end, an exterior shell having a side opening and a pivoted lid, and means for guiding said box in the shell, substantially as set forth.

In testimony that I claim the foregoing as my invention I have signed my name in presence of two subscribing witnesses.

OTTO P. ELTERICH.

Witnesses:

MARTIN PETRY,
SIDNEY MANN.