

(No Model.)

S. S. PAGUE.  
GUN RACK FOR TENTS.

No. 377,114.

Patented Jan. 31, 1888.

FIG. 1.

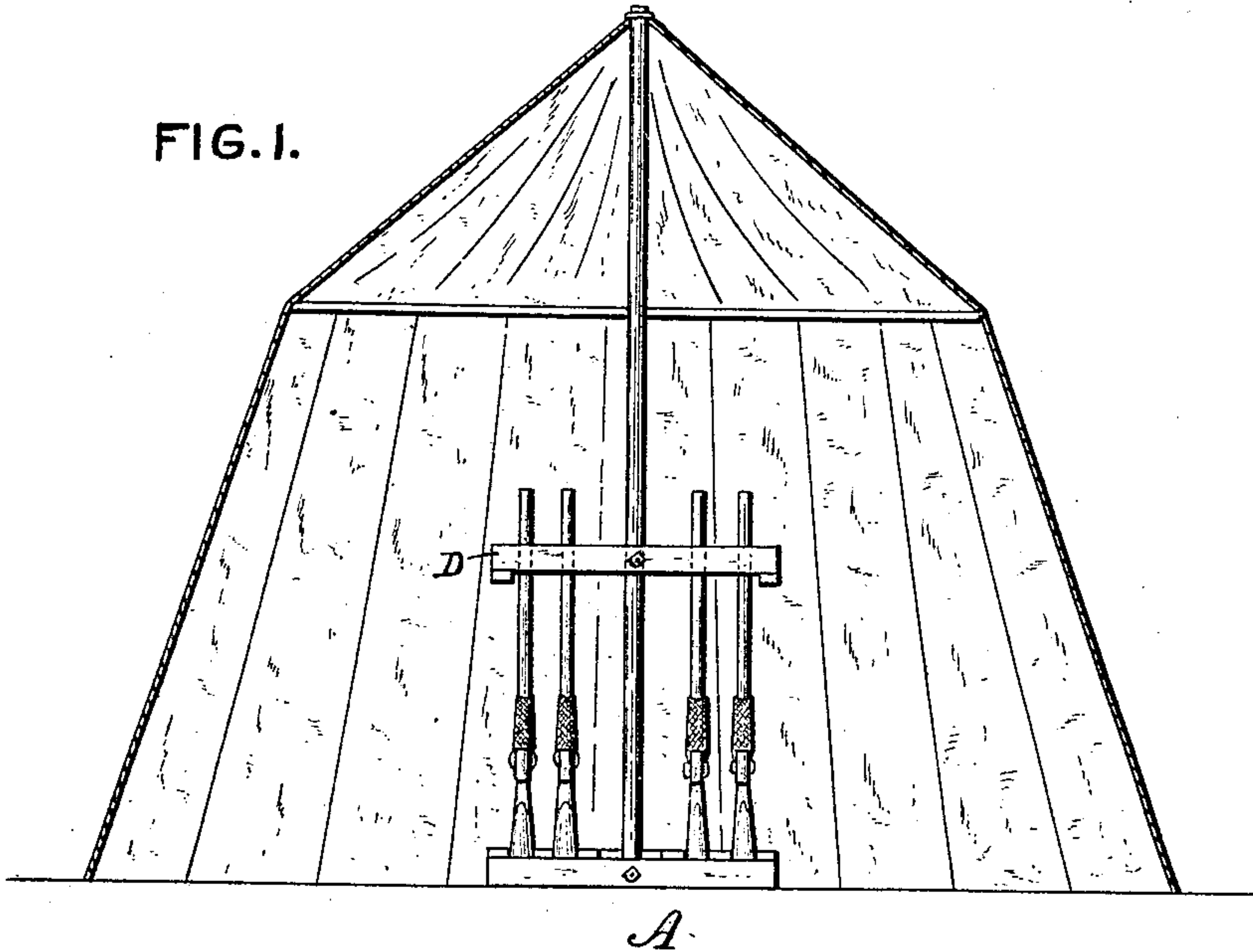


FIG. 4

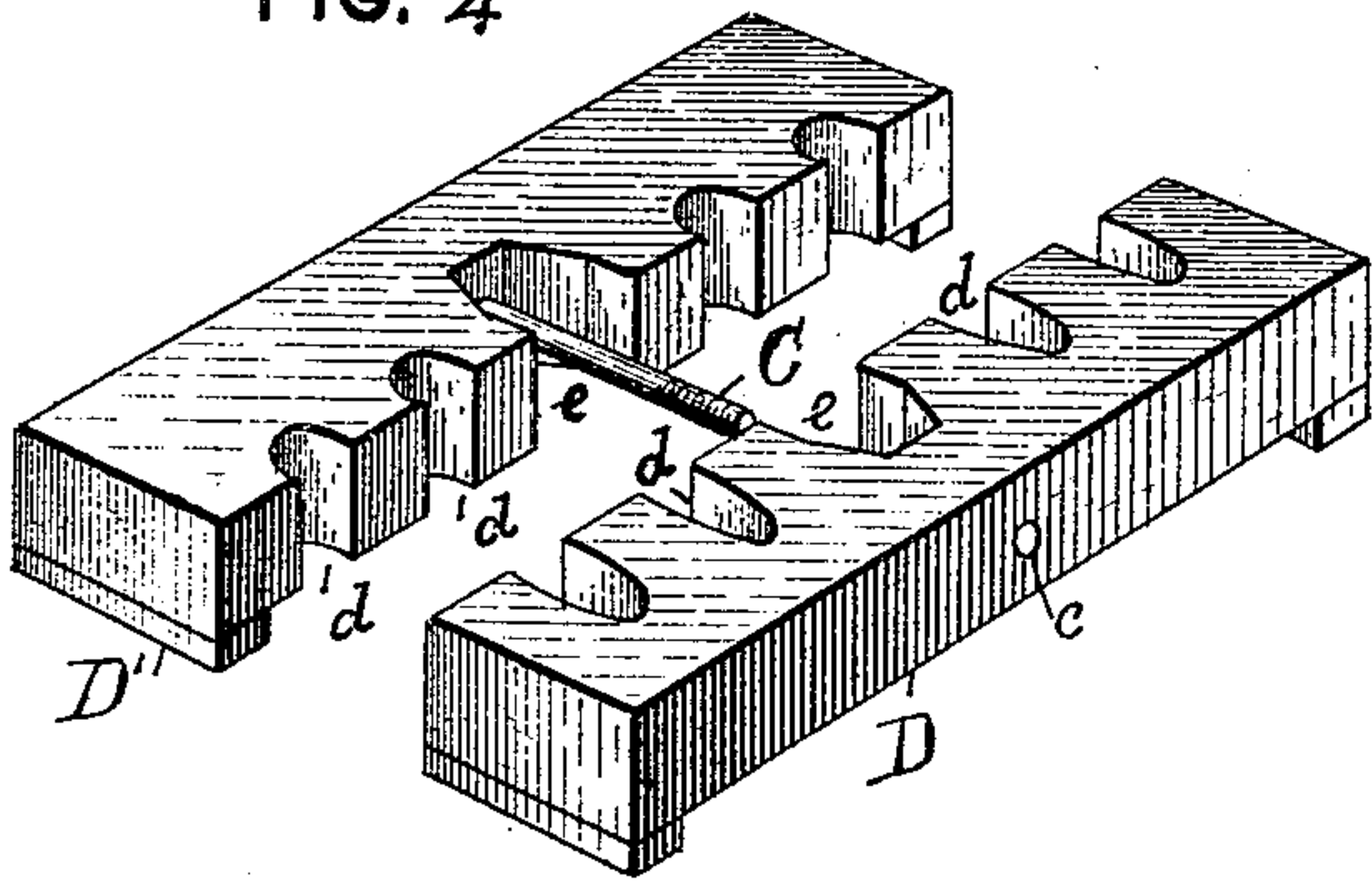
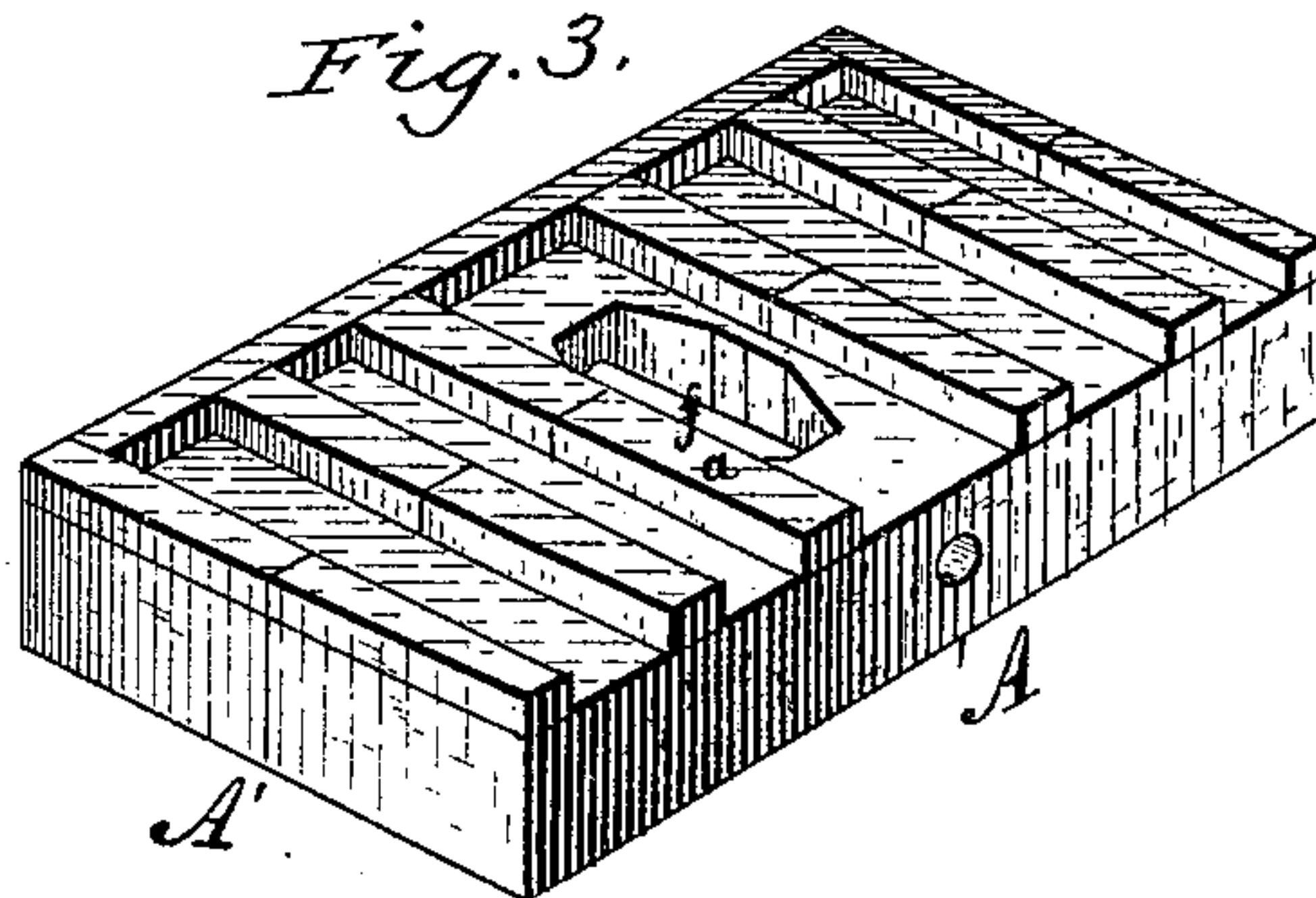
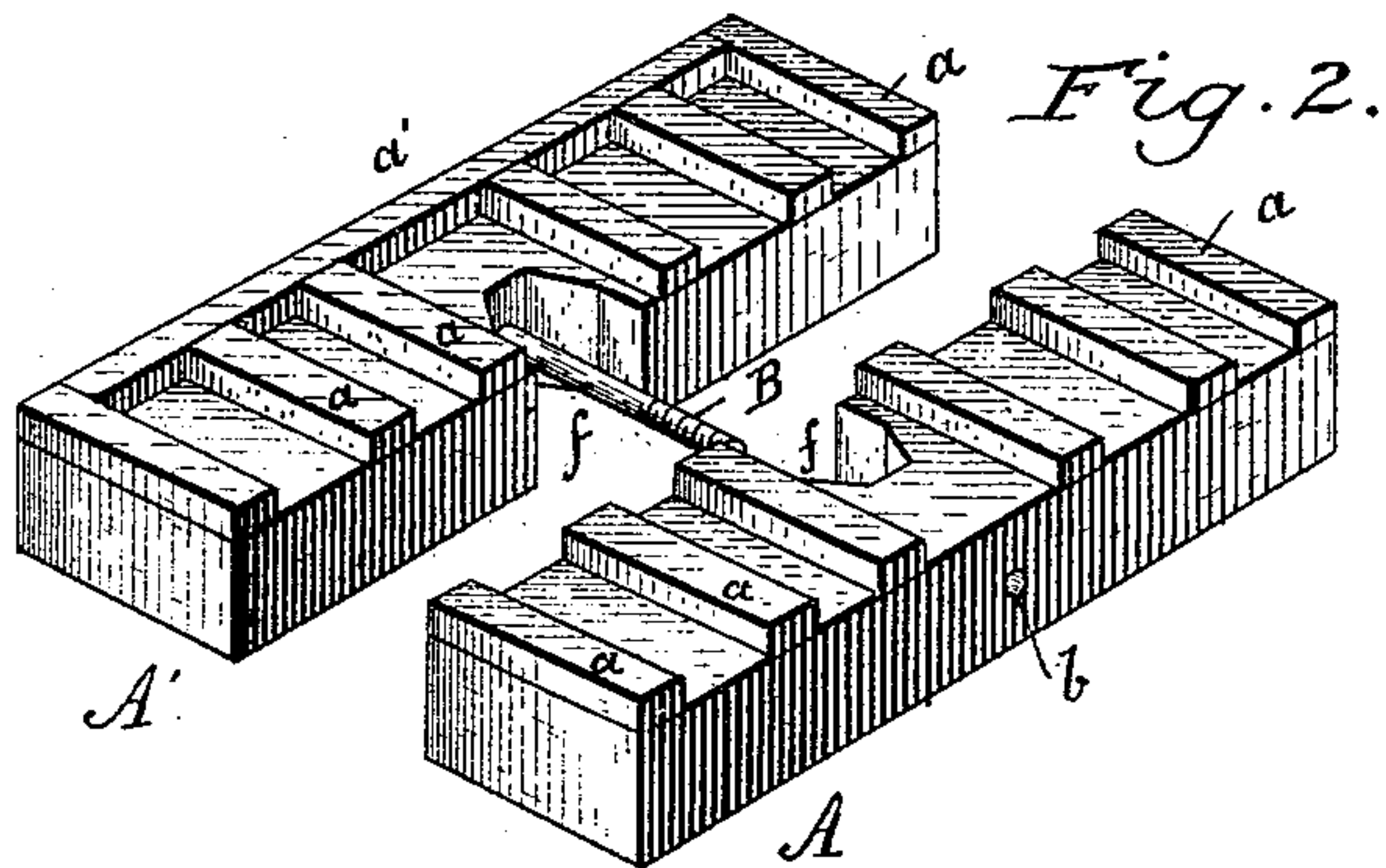
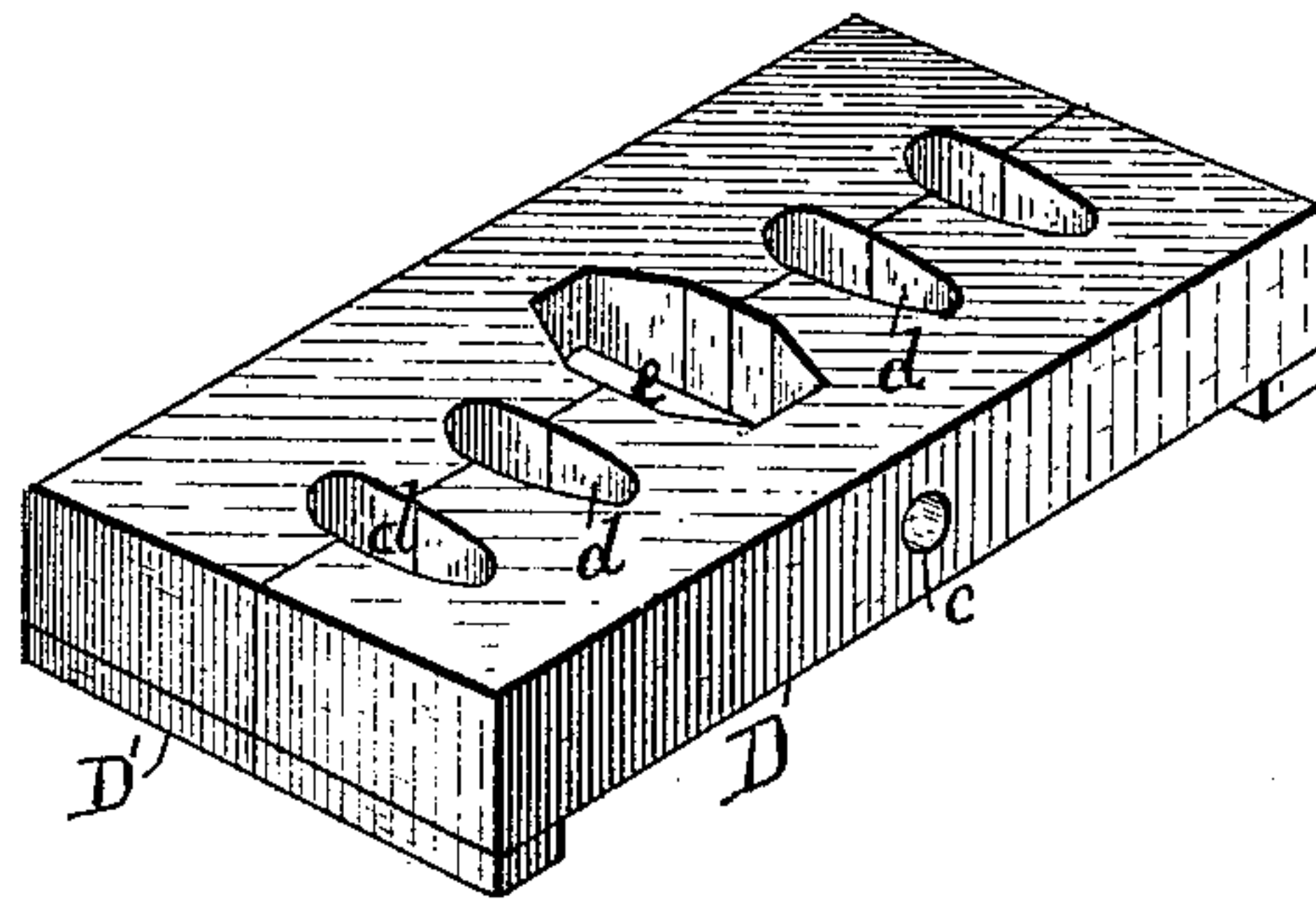


FIG. 5



ATTEST

*J. Henry Kaiser,*  
*A. C. Christensen.*

INVENTOR.

*Samuel S. Pague*  
*By J. H. MacDowall, atty.*



# UNITED STATES PATENT OFFICE.

SAMUEL S. PAGUE, OF THE UNITED STATES ARMY.

## GUN-RACK FOR TENTS.

SPECIFICATION forming part of Letters Patent No. 377,114, dated January 31, 1888.

Application filed August 26, 1887. Serial No. 247,913. (No model.)

*To all whom it may concern:*

Be it known that I, SAMUEL S. PAGUE, of the United States Army, have invented certain new and useful Improvements in Gun-Racks for Tents; and I do declare the following to be a full, clear, and exact description of the invention, such as will enable others skilled in the art to which it appertains to make and use the same, reference being had to the accompanying drawings, and to the letters and figures of reference marked thereon, which form a part of this specification.

My invention relates to improvements in gun-racks for tents.

The invention will be hereinafter specifically described in the specification, pointed out in the claims, and illustrated in the accompanying drawings, in which—

Figure 1 is a front view of a tent, showing the improved rack secured to the tent-pole. Fig. 2 is a perspective view of the lower part of the rack, showing the pieces detached. Fig. 3 is a perspective view of the lower part when joined together. Figs. 4 and 5 are perspective views of the upper part of the rack when separated and joined.

The object of my device is to provide a gun-rack which can be easily and quickly attached to or detached from a tent-pole, and that is light, easily packed for transportation, and occupies but little space.

Heretofore gun-racks have usually consisted of one continuous piece nailed or bolted to the tent-pole, and which took up much space in the tent, as they had to be secured to the front of the pole. Such racks could not be easily detached or transported, and are the cause of disfigurement and injury to the tent-poles.

Referring more particularly to the drawings, the lower or supporting part of the rack consists of two pieces, A A, provided with transverse cleats  $\alpha$  and a longitudinal cleat  $\alpha'$ . Each piece is cut away centrally, leaving an opening for the tent-pole. An opening,  $b$ , is bored through each piece for the passage of a bolt, B. A corresponding hole is bored through the tent-pole for the passage of the bolt, so

that the pieces A A may be brought close together about the pole and held in place by the bolt.

There may be as many divisions for guns on each side of the tent-pole as may be necessary.

The upper part of the rack is also made in two pieces, D D, each having a central cut-away part,  $e$ , for the passage of the tent-pole, and these pieces are joined together and to the pole by a bolt, C, as described, for the lower part of the rack.

The upper pieces are provided with openings  $d$  for the reception of the gun-barrels, corresponding to the divisions formed by the cleats on the lower part. In circular tents (such as the "Sibly") there may be a set of racks on each side of the pole and held in place by a single upper and lower bolt.

It will thus be seen that these pieces can be easily and quickly attached or detached and readily packed for storage or transportation.

Having thus described my invention, what I claim as new, and desire to secure by Letters Patent, is—

1. A gun-rack consisting of a stock and muzzle holding block, each made in two parts and provided with an opening for a tent-pole and the passage of a securing-bolt, the parts of each block being removably secured to each other and to the tent-pole.

2. In a gun-rack for tents, the combination, with a tent-pole, of a stock-holding block having a central opening for the passage of the tent-pole, a muzzle-holding block having a central opening for the pole and openings for the muzzles of the guns, each block made in two pieces and detachably secured to each other and to the pole by a pin or bolt passing through each separate piece and the tent-pole, substantially as and for the purpose set forth.

In testimony whereof I affix my signature in presence of two witnesses.

SAMUEL S. PAGUE.

Witnesses:

I. H. MACDONALD,  
EMMA M. GILLET.