

(No Model.)

H. COPPIN.

PHOTOGRAPHIC PLATE HOLDER.

No. 376,181.

Fig 1

Patented Jan. 10, 1888.

Fig 4

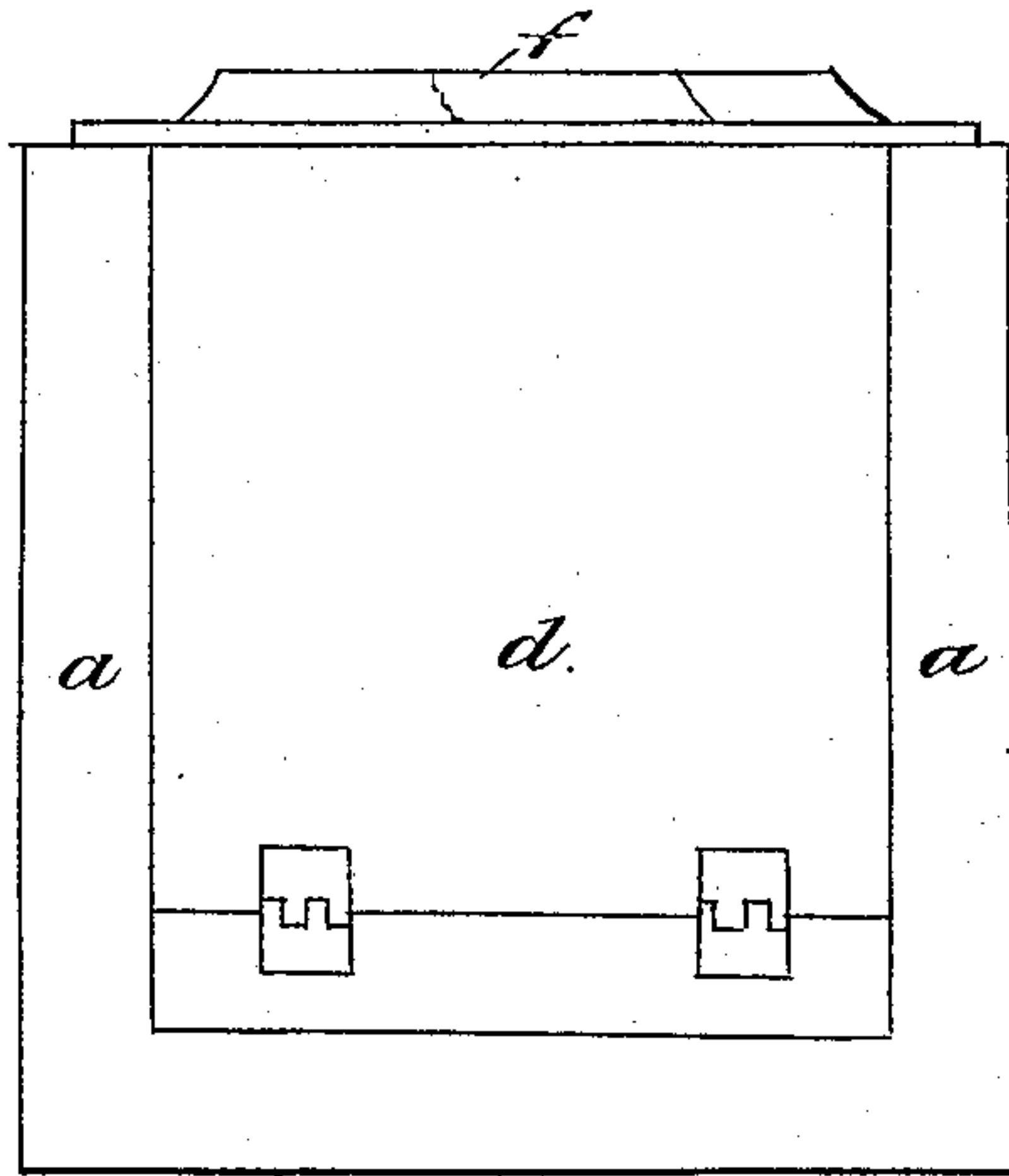
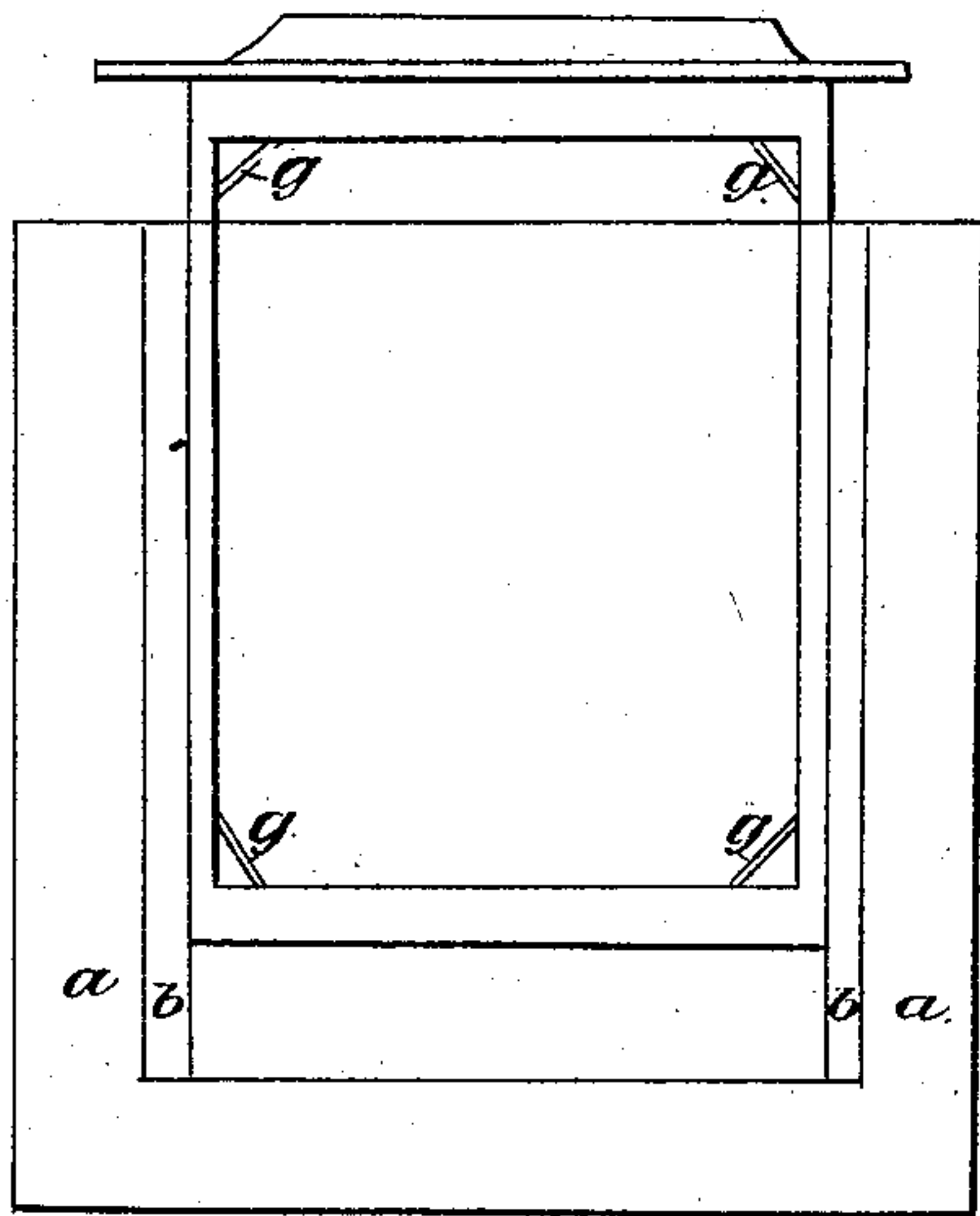


Fig 2

Fig 3


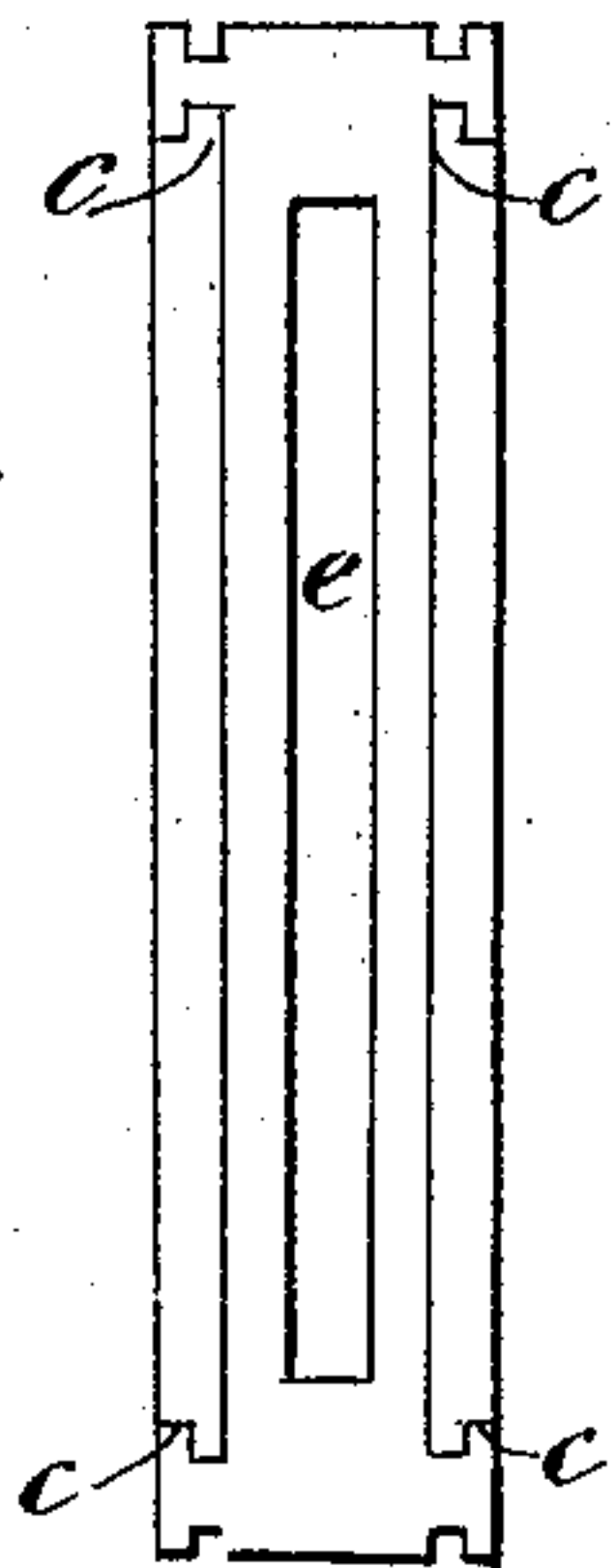


Fig 6

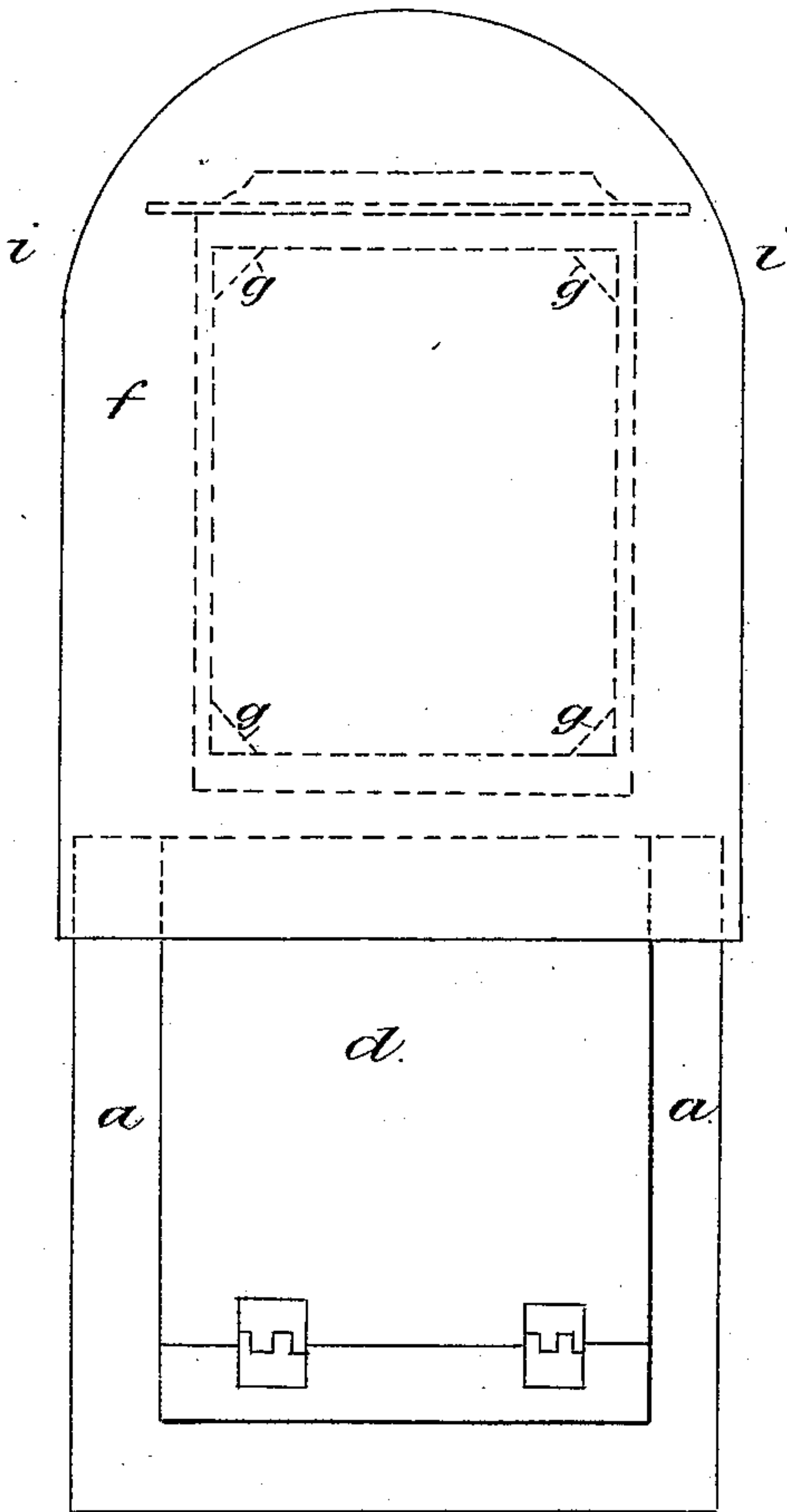
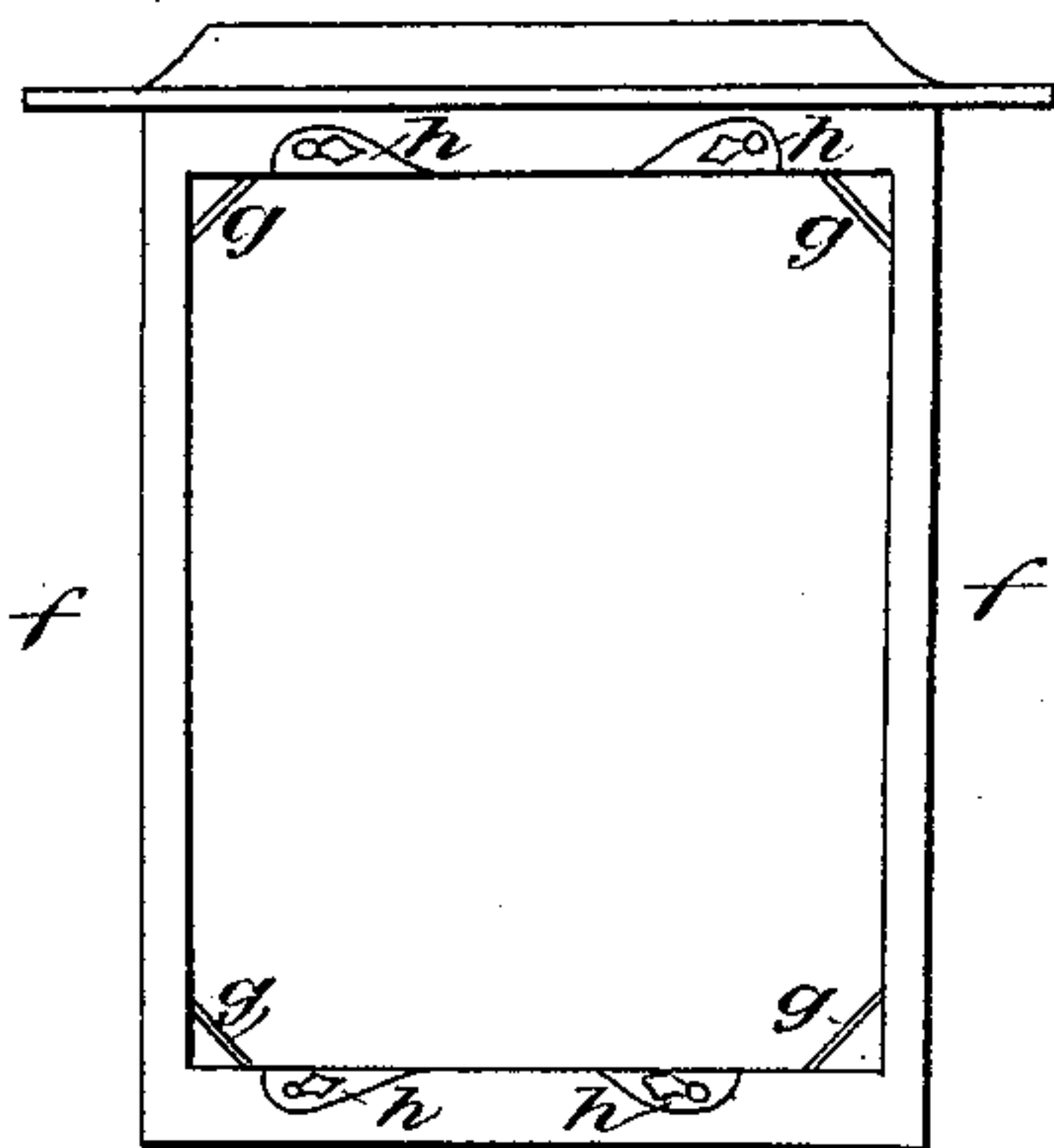


Fig 5



Witnesses  
J. Bowden,  
Rini V. Let.

Inventor  
Henry Coppin,  
per.  
Let & Co. Attorneys.

# UNITED STATES PATENT OFFICE.

HENRY COPPIN, OF 58 ST. GERMANS ROAD, FOREST HILL, COUNTY OF KENT, ENGLAND.

## PHOTOGRAPHIC-PLATE HOLDER.

SPECIFICATION forming part of Letters Patent No. 376,181, dated January 10, 1888.

Application filed February 10, 1887. Serial No. 227,093. (No model.) Patented in England December 17, 1886, No. 16,605, and in France January 6, 1887, No. 180,729.

*To all whom it may concern:*

Be it known that I, HENRY COPPIN, a subject of the Queen of Great Britain, residing at No. 58 St. Germans Road, Forest Hill, Kent, England, and carrying on business at No. 39 Wood Street, in the city of London, England, neck-tie and cravat manufacturer, have invented new and useful Improvements in Photographic-Plate Holders, (for which I have applied for a patent in Great Britain, which application is numbered 16,605, and bears date December 17, 1886; also, for a patent in France, which application is numbered 180,729, and bears date January 6, 1887,) of which improvements in photographic apparatus the following is a specification.

This invention relates to plate-holders provided with removable carriers having two sensitized plates to each carrier.

My invention consists in the combination of such a carrier and sensitized plates with the frame in which said carrier slides, and sliding panels which exclude the light from said sensitized plates, but are hinged to fold out of the way when desired.

To carry out my invention I make the frame *a*, Figures 1, 2, 3, 4, and 6, of the camera-back single, with an opening, *e*, in the top, through which to insert the carrier and plates. I furnish the two sides on their inner edges with grooved guides *b*, Fig. 1, which receive and hold such carrier. I also make grooves *c*, Figs. 2, 3, and slots *c'* in such frame, which slots and grooves receive and hold hinged sliding panels *d*, Figs. 4, 6. These panels admit or exclude the light to or from the plates, as required. The grooves *c* are continued round the inner edge of the bottom of the frame and serve to carry such hinged sliding panels. The carrier is made to carry two plates, and consists of a single frame, *f*, Figs. 1, 5, 6, of suitable size and thickness to take two plates, instead of one only, as heretofore. This frame is provided with cross-wires *g*, Figs. 1, 5, 6, and buttons *h*, Fig. 5, which serve to secure the plates in position.

The operator can readily change the plates in daylight by placing the top of the back in

a light-tight bag, *i*, Fig. 6, fitted with an elastic noose or its equivalent, which serves to confine the mouth of the bag tightly round the frame of the plate-holder, as shown in Fig. 6, and carefully inserting the carrier and plates therein or withdrawing them therefrom, as required.

In the accompanying drawings, Fig. 1 is a plan view showing the frame *a*, guides *b*, and carrier *f*. Fig. 2 is a front end elevation showing the aperture *e* in the top of the frame, through which the carrier *f* is inserted into such frame, and the grooves *c* and slots *c'* therein, into which the sliding panels *d* are inserted. Fig. 3 is a view in front elevation of the inner edge of one of the sides of such frame, showing grooved guide *b*, fitted or formed thereon, and grooves *c*, for the sliding panels *d*. Fig. 4 is a plan view showing my improved photographic-plate holder complete. Fig. 5 is a plan view of my improved double carrier. Fig. 6 illustrates the operation of changing the carrier and plates in the daylight by placing the top of the back in the light-tight bag and inserting or withdrawing the carrier, as required.

I claim—

1. In a photographic plate holder, the combination of frame *a*, having slots *e c'*, with a carrier for sensitized plates which slides in slot *e*, and the two light-excluding panels *d*, which slide in slots *c'* on each side of said carrier, said panels being hinged, substantially as and for the purpose set forth.

2. In a photographic-plate holder, the combination of frame *a*, having slots *e c'* and grooves *b c*, with a carrier for sensitized plates which slides in slot *e* and grooves *b*, and the two light-excluding panels *d*, which slide in slots *c'* and grooves *c* on each side of said carrier, said panels being hinged, substantially as set forth.

HENRY COPPIN.

Witnesses:

SHIRLEY BOWDEN,  
33 Southampton Buildings, Holborn, London.

WALTER I. SKERTEN,  
17 Gracechurch Street, London, E. C.