

(No Model.)

J. B. BLOOMINGDALE.

GAS KEY AND LIGHTER.

No. 375,918.

Patented Jan. 3, 1888.

Fig. 1.

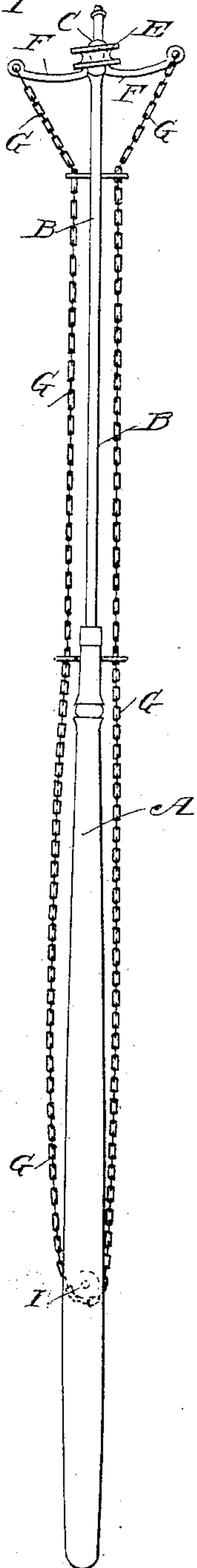


Fig. 2.

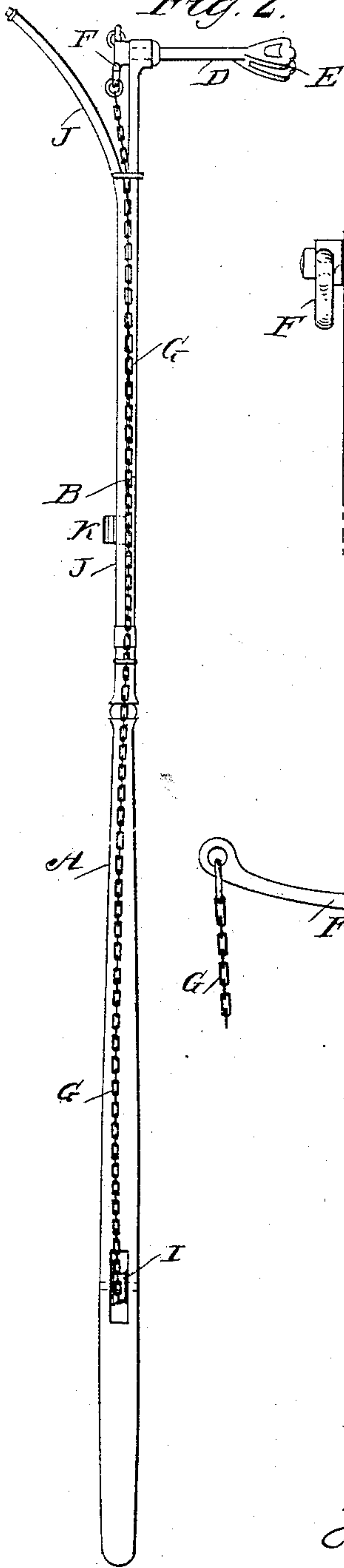


Fig. 3.

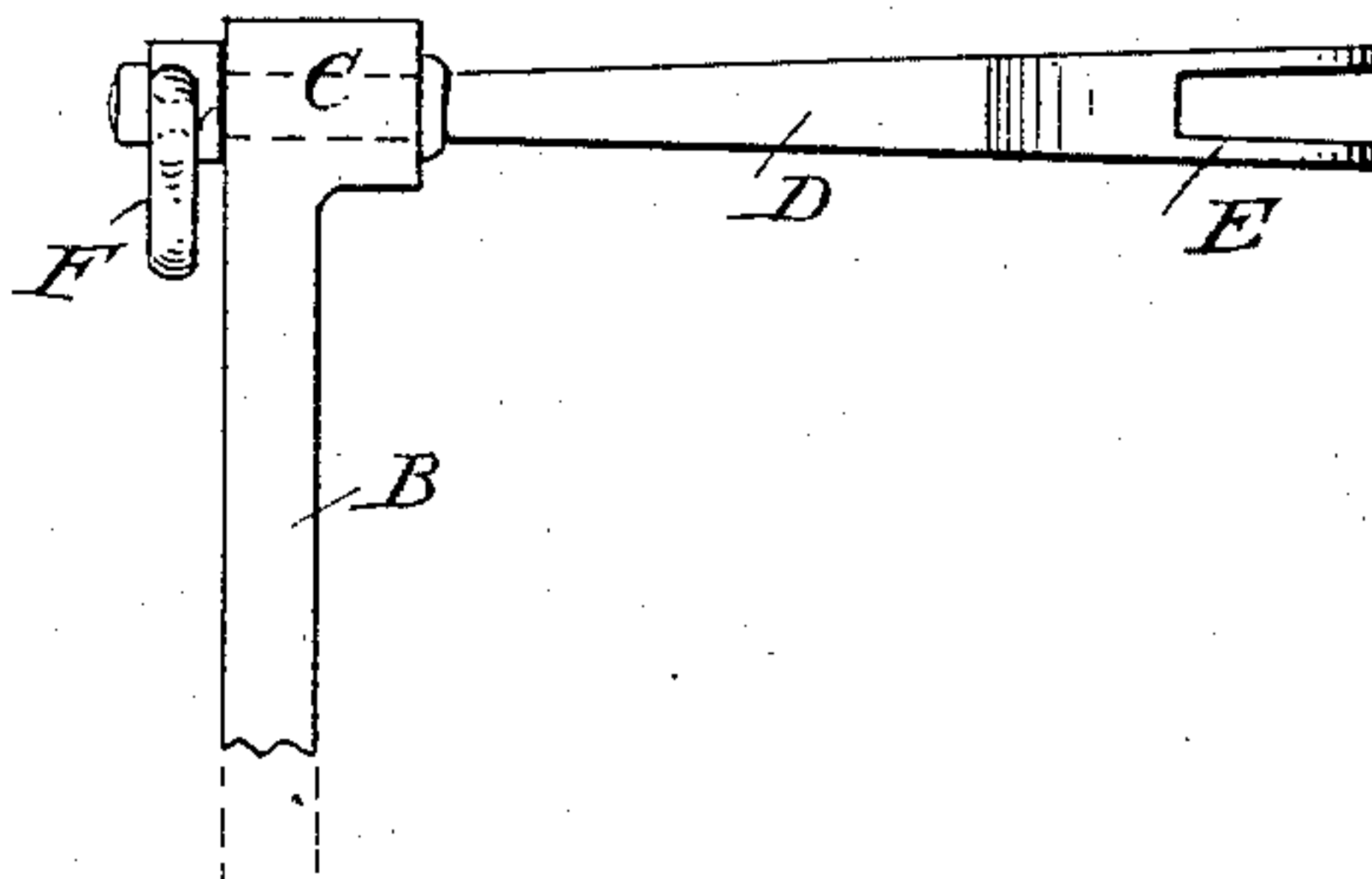
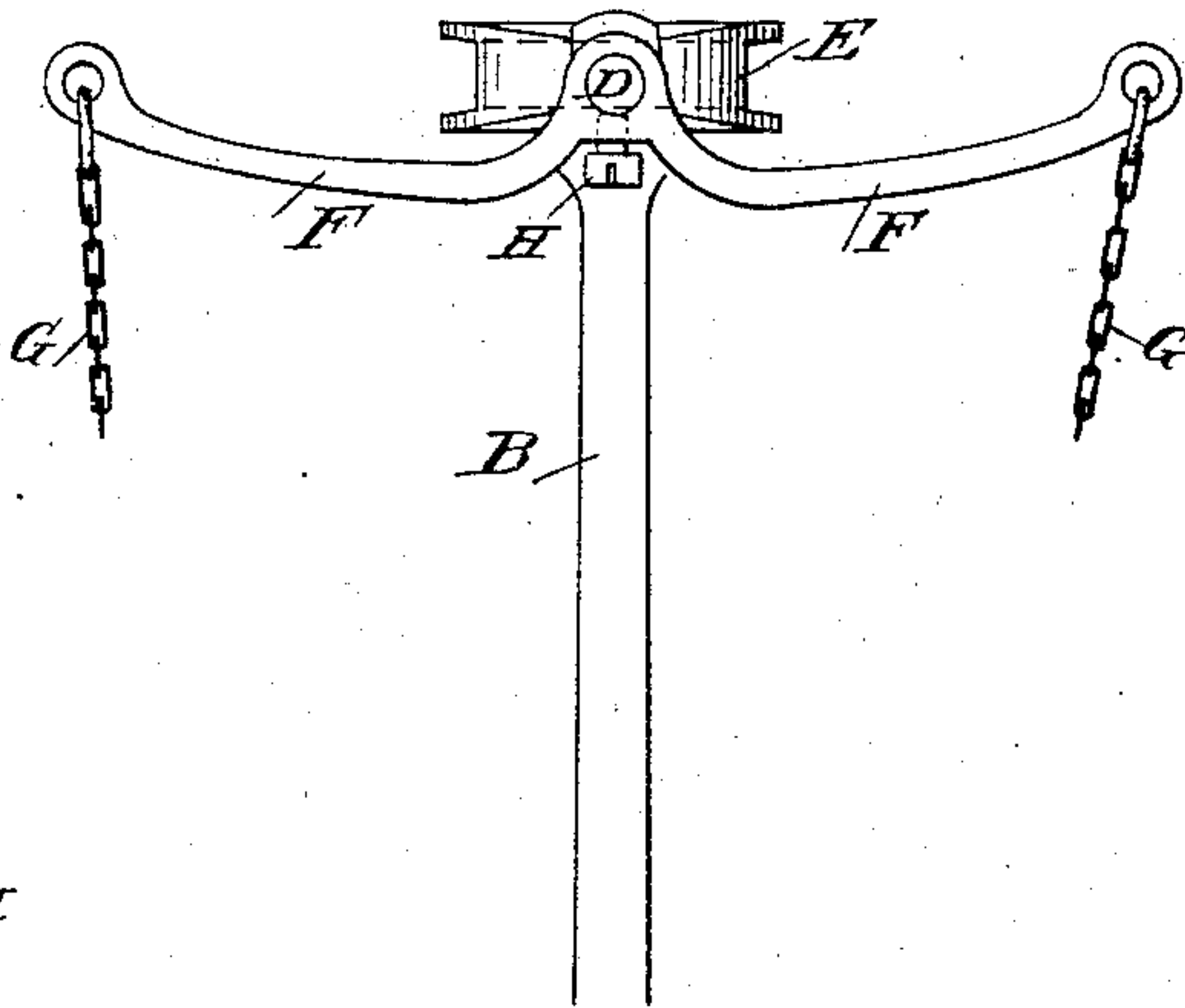


Fig. 4.



WITNESSES:

Richard Lipe.

A. R. Saunders

Joseph B. Bloomingdale

INVENTOR

BY Adam E. Schatz

his ATTORNEY

UNITED STATES PATENT OFFICE.

JOSEPH B. BLOOMINGDALE, OF NEW YORK, N. Y.

GAS KEY AND LIGHTER.

SPECIFICATION forming part of Letters Patent No. 375,918, dated January 3, 1888.

Application filed April 9, 1887. Serial No. 234,220. (No model.)

To all whom it may concern:

Be it known that I, JOSEPH B. BLOOMINGDALE, a citizen of the United States, and a resident of New York, in the county of New York and State of New York, have invented certain new and useful Improvements in Combined Gas Key and Lighter, of which the following is a specification.

My invention relates to improvements in gas-lighters in which is provided a key and means to operate the same to enable a person to turn the gas cock at the end of the fixture where the same is affixed to the side of the fixture and the fixture is suspended to require an elevation of the person to reach it. I attain this object by the mechanisms illustrated in the accompanying drawings, in which—

Figure 1 is a vertical view. Fig. 2 is a side view showing the key D. Fig. 3 is a section showing the key D in position to engage with the cock-handle. Fig. 4 is a section showing the lever to which the key D is attached in position to operate the same.

Similar letters refer to similar parts throughout the several views.

A is the handle, of suitable length, preferably constructed of wood, having near its lower end a wheel or pulley, I, to facilitate the passing of the chain G. At the upper end of the handle are provided eye-hooks, which act as guides for the chain G. The handle A is also provided at its upper end with the metal rod B. The metal rod B is provided at its upper extremity with the eye C, to receive the end of the key D. The key D is provided at one end with the slot E, which is intended to engage with the gas-fixture cock. At the side of the rod B is provided the familiar slotted tube J, to receive a wax taper, which is operated with the usual slide, K.

F is the lever by means of which the key D is operated by the chains G.

H is a screw by means of which the lever F is fixed to the key D.

The rod B is provided with eyes near the top to act as guides for the chains.

This mechanism is easily operated by setting the slot of the key to engage with the cock of the gas-fixture by means of the chain and then turning on or off at pleasure, and, if required, to light the same with the lighter.

What I claim as new, and desire to secure by Letters Patent, is—

1. In a combination gas key and lighter, the combination of the handle A, having the pulley I, the rod B, carried by the handle A and having the eye C, the key D at the upper end of the rod B and having the slotted end E, the lever F, connected with key D by the fixing-screw H, and the operating chain G, all constructed and operated substantially as specified.

2. In a combination gas key and lighter, the combination of the handle A, having the pulley I and carrying the rod B and the wax-taper tube J, and the key D, having the slotted end E, and the lever F, affixed to the key D, and the chain G, affixed to the lever F, running over the pulley I in the end of the handle A, substantially constructed and operated as set forth.

Signed at New York, in the county of New York and State of New York, this 26th day of March, A. D. 1887.

JOSEPH B. BLOOMINGDALE.

Witnesses:

S. MAYER,
R. BACHMAN.