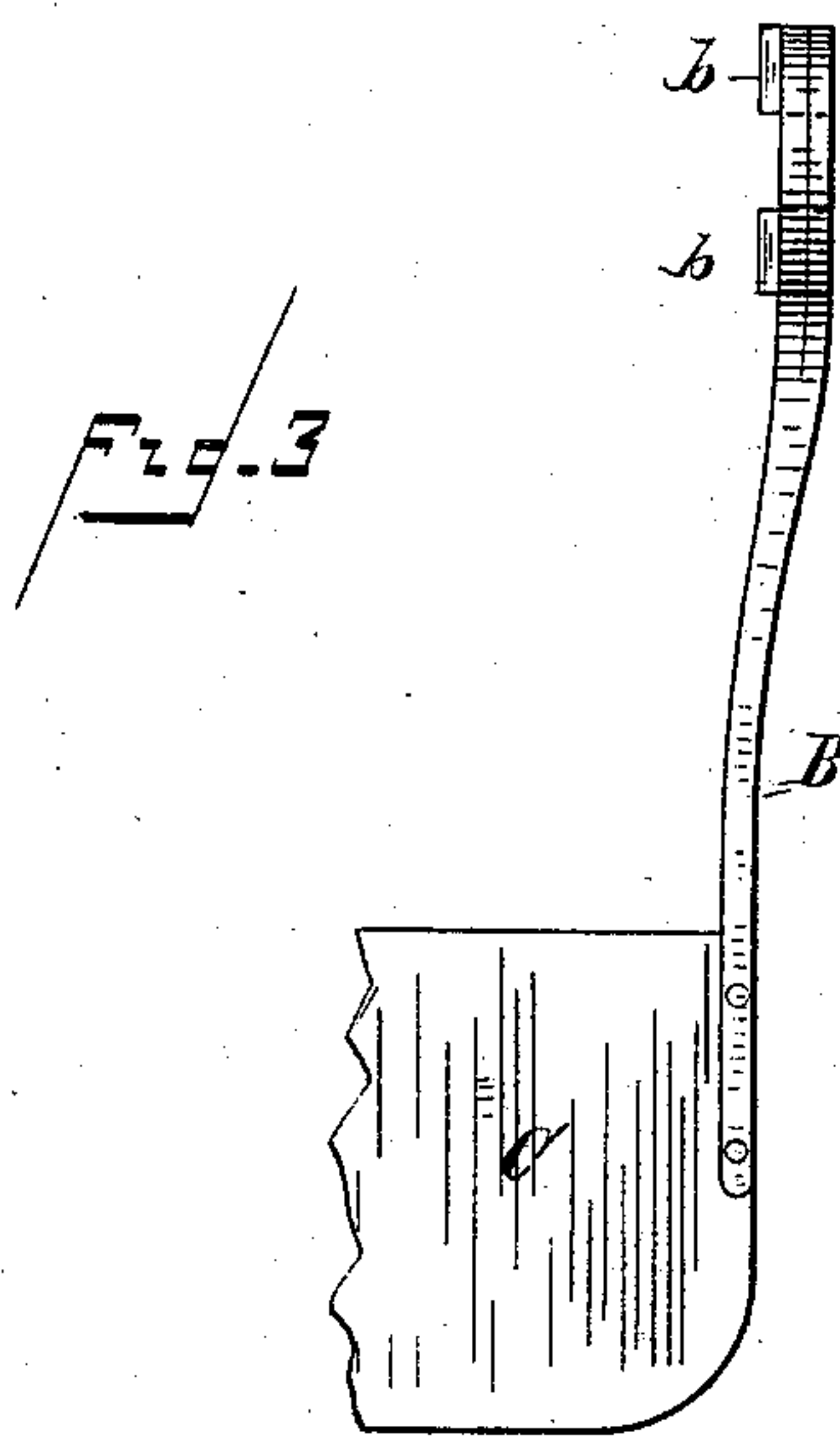
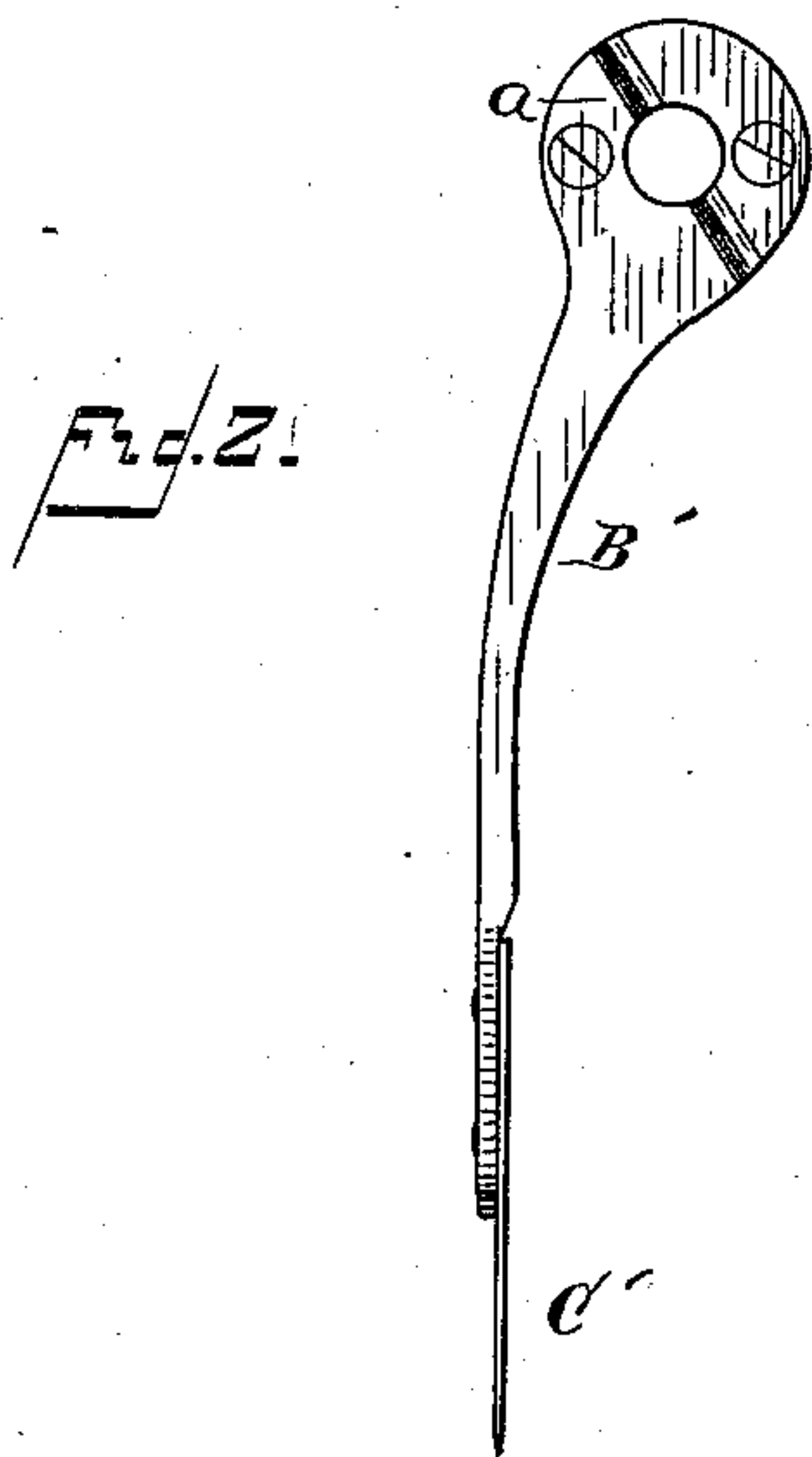
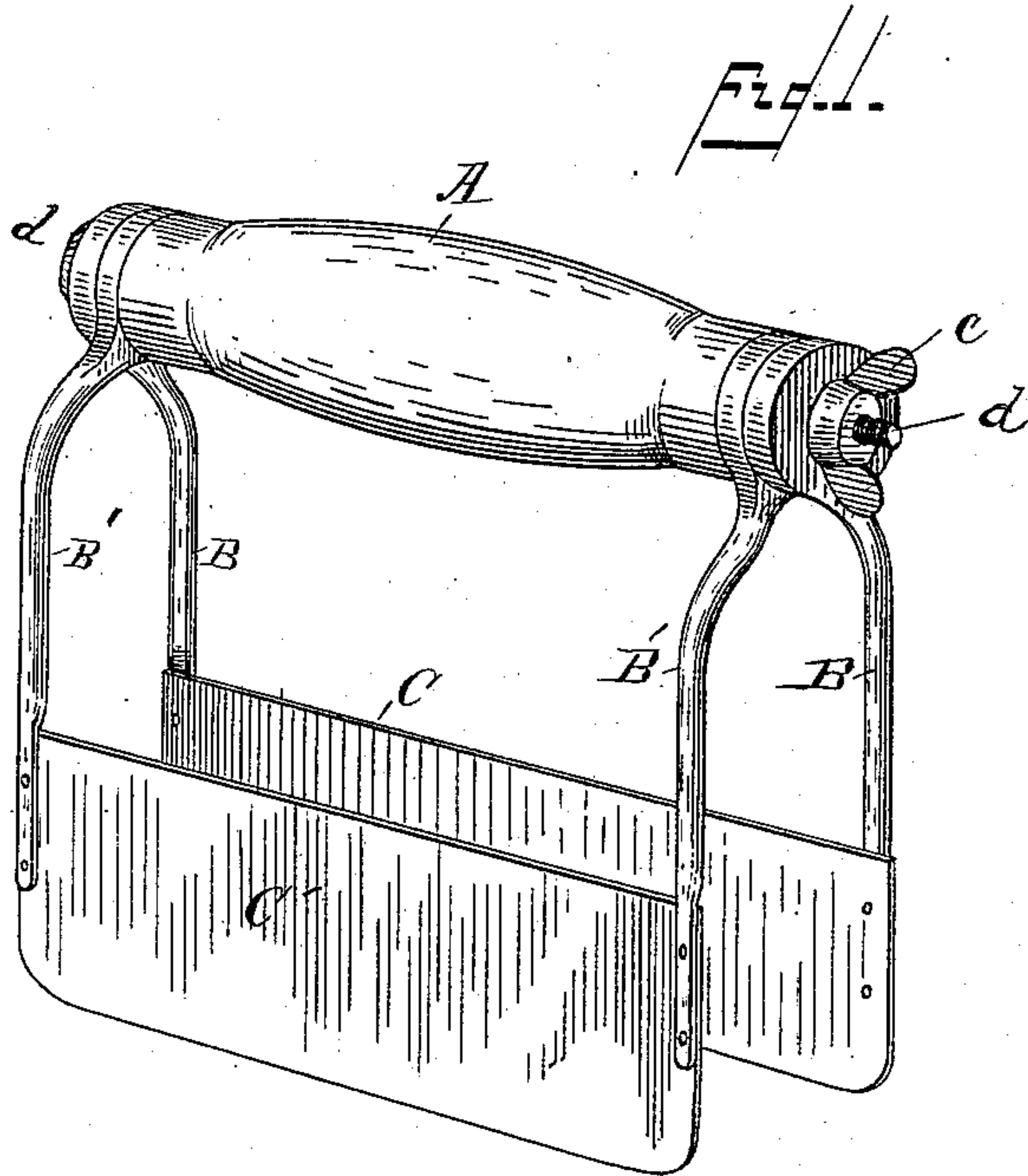


(No Model.)

J. F. FOSTER.  
MINCING KNIFE.

No. 375,483.

Patented Dec. 27, 1887.



WITNESSES

H. D. Neely  
J. C. McCormick

INVENTOR.

James F. Foster.

By his Atty  
J. R. Drake.

# UNITED STATES PATENT OFFICE.

JAMES F. FOSTER, OF BUFFALO, NEW YORK.

## MINCING-KNIFE.

SPECIFICATION forming part of Letters Patent No. 375,483, dated December 27, 1887.

Application filed July 14, 1887. Serial No. 244,275. (No model.)

*To all whom it may concern:*

Be it known that I, JAMES F. FOSTER, a citizen of the United States, residing at Buffalo, in the county of Erie and State of New York, have invented certain new and useful Improvements in Mincing-Knives; and I do declare the following to be a full, clear, and exact description of the invention, such as will enable others skilled in the art to which it appertains to make and use the same, reference being had to the accompanying drawings, and to the letters and figures of reference marked thereon, which form a part of this specification.

The object of this invention is to provide a chopping or mincing knife with blades which can be adjusted to any width, or separated entirely for cleaning, scouring, sharpening, &c., thereby facilitating these operations and doing away with the danger of cutting one's self while sharpening or cleaning, which is now the trouble with two or more knives rigidly fastened to a handle; and the invention as constructed will be understood by reference to the following specification.

In the drawings, Figure 1 is a perspective of the device, showing the two adjustable blades, one being fast to the handle; Fig. 2, an end view of one knife and frame detached; and Fig. 3, a side view of the opposite knife-frame, &c., detached.

A represents a handle, and B B' frames which hold the knives or blades C C'. The upper parts of the arms are flat, with the edges rounded, and set one against the other and against the ends of the handle A, and swing on or are confined by a bolt or screw, *d*, passing through said handle and through the heads of the arms, and are held tightly in any position desired by a wing-nut, *e*. (See Fig. 1.)

One arm, (and blade,) B', will usually be rigidly attached to the handle A, and the other

swing therefrom or from the arms of the rigid blade, the operation and effect being the same.

To prevent the blades and their arms working apart when chopping, I make a slot, *a*, in the face of one of the ends of the arms, (see Fig. 2,) and a burr or burrs, *b*, on the face of the opposite arm. (See Fig. 3.) These are so set that they will engage when the two knives are adjusted at a width apart most generally required for mincing. Instead of a slot, *a*, and burr *b*, there are many ways of accomplishing the same thing, so that the blades can be adjusted nearer or farther apart and kept there; also in the manner of connecting to the handle the arm or arms B; but such changes would be merely matters of construction, without changing the main object of this invention—viz., to separate at will and adjust the blades of a chopping-knife.

I claim—

1. A mincing and chopping knife, consisting of blades C C', attached to arms B B', one rigidly attached to the handle A, and the other arm adjustable thereon to a greater or less distance from the first by the bolt *d* and nut *e*, all substantially as and for the purpose specified.

2. In a mincing-knife, the combination of the handle A, bolt or screw *d*, nut *e*, blades C C', and their arms B B', the end and face of one arm, B, having slots or depressions *a* therein, and the bearing-face of the opposite arm having burrs or pins *b*, all substantially as and for the purpose specified.

In testimony whereof I affix my signature in presence of two witnesses.

JAMES F. FOSTER.

Witnesses:

J. R. DRAKE,  
GEO. A. BURNETT.