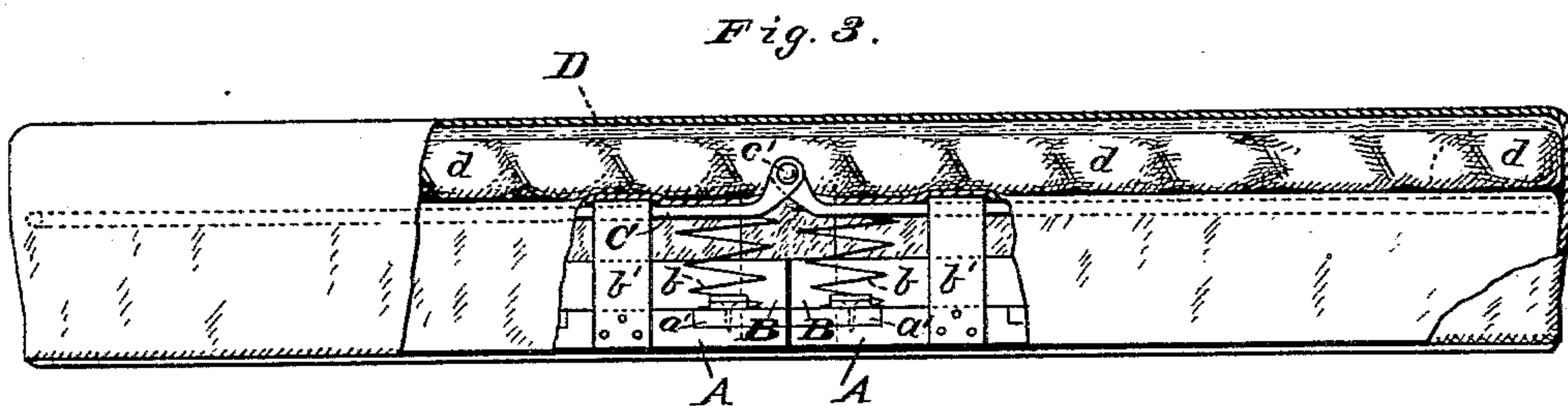
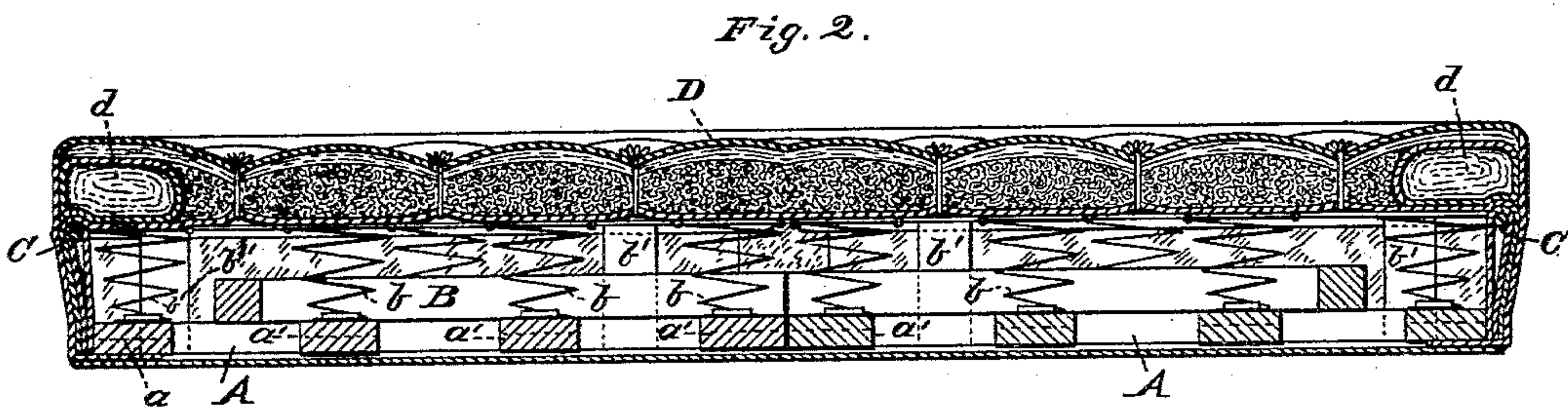
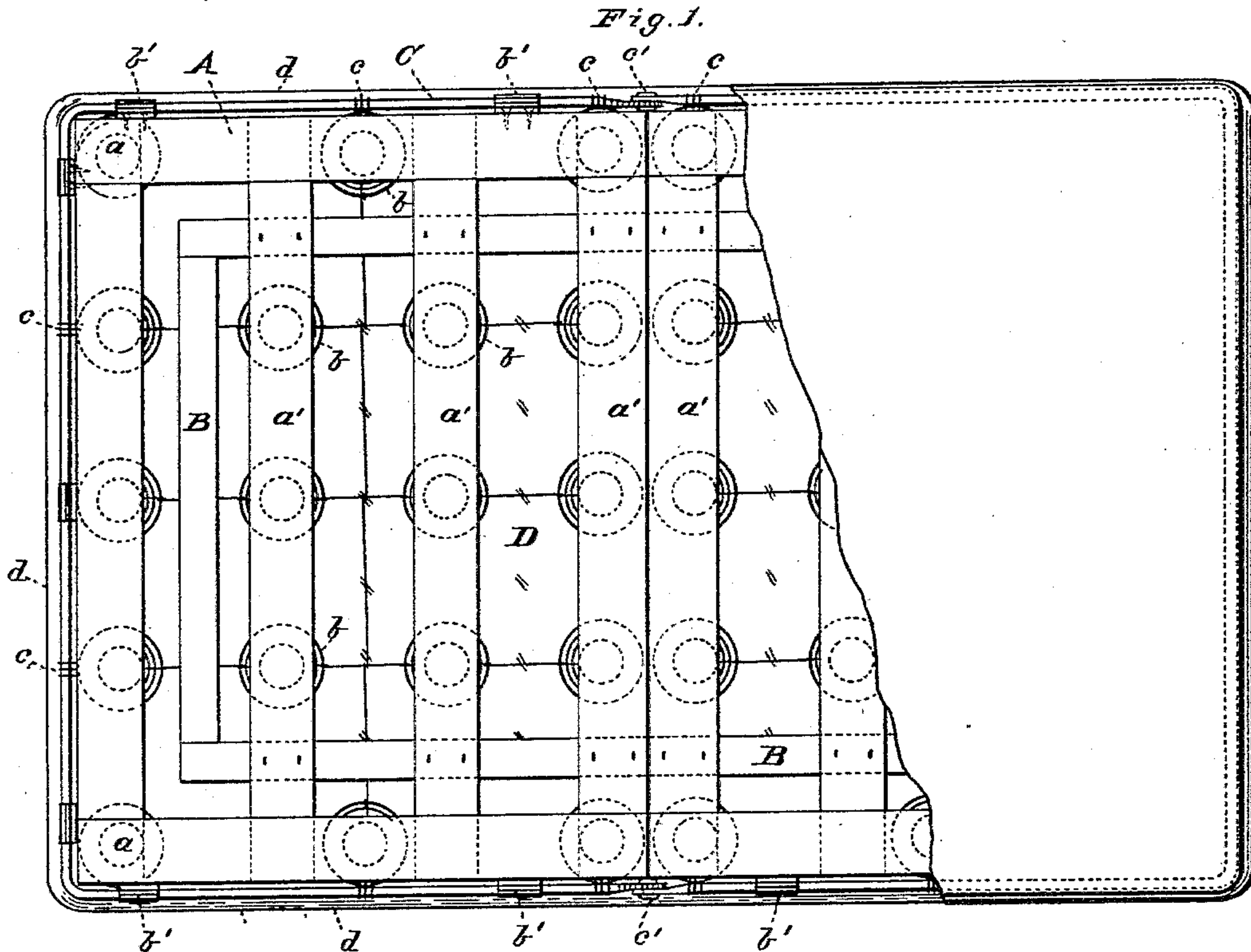


(No Model.)

J. H. ACKLEY.
SPRING MATTRESS.

No. 373,711.

Patented Nov. 22, 1887.



WITNESSES

Villette Anderson.
Philip O'Masi.

INVENTOR

J. H. Ackley,
by E. W. Anderson.

Attorney

UNITED STATES PATENT OFFICE.

JOSEPH H. ACKLEY, OF LOUISVILLE, KENTUCKY.

SPRING-MATTRESS.

SPECIFICATION forming part of Letters Patent No. 373,711, dated November 22, 1887.

Application filed August 13, 1887. Serial No. 246,880. (No model.)

To all whom it may concern:

Be it known that I, JOSEPH H. ACKLEY, a citizen of the United States, and a resident of Louisville, in the county of Jefferson and State of Kentucky, have invented certain new and useful Improvements in Spring - Mattresses; and I do declare the following to be a full, clear, and exact description of the invention, such as will enable others skilled in the art to which it appertains to make and use the same, reference being had to the accompanying drawings, and to letters or figures of reference marked thereon, which form a part of this specification.

Figure 1 of the drawings is a representation of this invention, and is a bottom view, part of the lower covering of cloth being broken away. Fig. 2 is a vertical longitudinal section through the center. Fig. 3 is a side view, part of the covering of cloth being broken away and part being shown in section lines.

My invention relates to improvements in folding spring-mattresses; and it consists in the construction and novel combination of parts, as hereinafter set forth.

My object is to furnish a folding spring-mattress of substantial character which will retain its form at the edges, and to this end I provide as follows:

The wooden frame A is made in two sections and properly framed together at the corners, as shown at *a*. The cross-slats *a'* are tenoned into the frame A at suitable distances apart, and are designed to form a bed for coiled springs beneath the tufted mattress. The smaller frame, B, divided at the center, is rigidly secured to the inner sides of the slats *a'*, and acts as a brace for the wooden frame-work. To the slats *a'* and the frame A is secured the bottom coil of the coiled springs *b*, which may be fastened and held down with webbing and tacks in the usual manner. To the tops of the springs connected with the frame A a wire rod, C, is attached, a small wire binding the rod to each spring, as shown at *c*. The wire rod C runs

completely around the mattress and parallel with the outside edge of the frame A, and at the center of its longest sides a hinged joint is formed by turning the two meeting ends in an upward direction, the ends overlapping and joined with a pin, as shown at *c'*. As a further means of securing the rod C in line and parallel with the frame A the flexible loops *b'* are carried over the rod and secured with tacks to the frame. The spiral springs *b* are evenly distributed and secured to the frame-work, as before mentioned, and braced and bound in an upright position by cording. The upper mattress part, D, is constructed of the lining and covering cloth, between which is the stuffing of cotton, excelsior, hair, or other material usually used for the purpose. The edge of the mattress is provided with an inside roll, *d*, which is solidly packed and stuffed, and acts as a stay to said edge. After the parts of the mattress have been constructed and put together the usual cover of finer material is put on and tufted and carried over the sides, ends, and bottom.

Having described my invention, what I claim as new, and desire to secure by Letters Patent, is—

1. In a folding spring-mattress, the combination, with the frame A, the slats *a'*, and the spiral springs, of the inner frame, B, divided at the center and rigidly secured to the inner sides of the slats *a'*, substantially as specified.

2. In a folding spring-mattress, the combination, with the frame, the loops, and the spiral springs, of the wire rod secured to the outer top portion of the outer springs, and having its meeting ends turned upward and pivoted to form a hinge, substantially as specified.

In testimony whereof I affix my signature in presence of two witnesses.

JOSEPH H. ACKLEY.

Witnesses:

S. U. WEBB,

JOHN FOWLER.