

(No Model.)

M. BLONDHEIM.
WAISTBAND ATTACHMENT.

No. 372,511.

Patented Nov. 1, 1887.

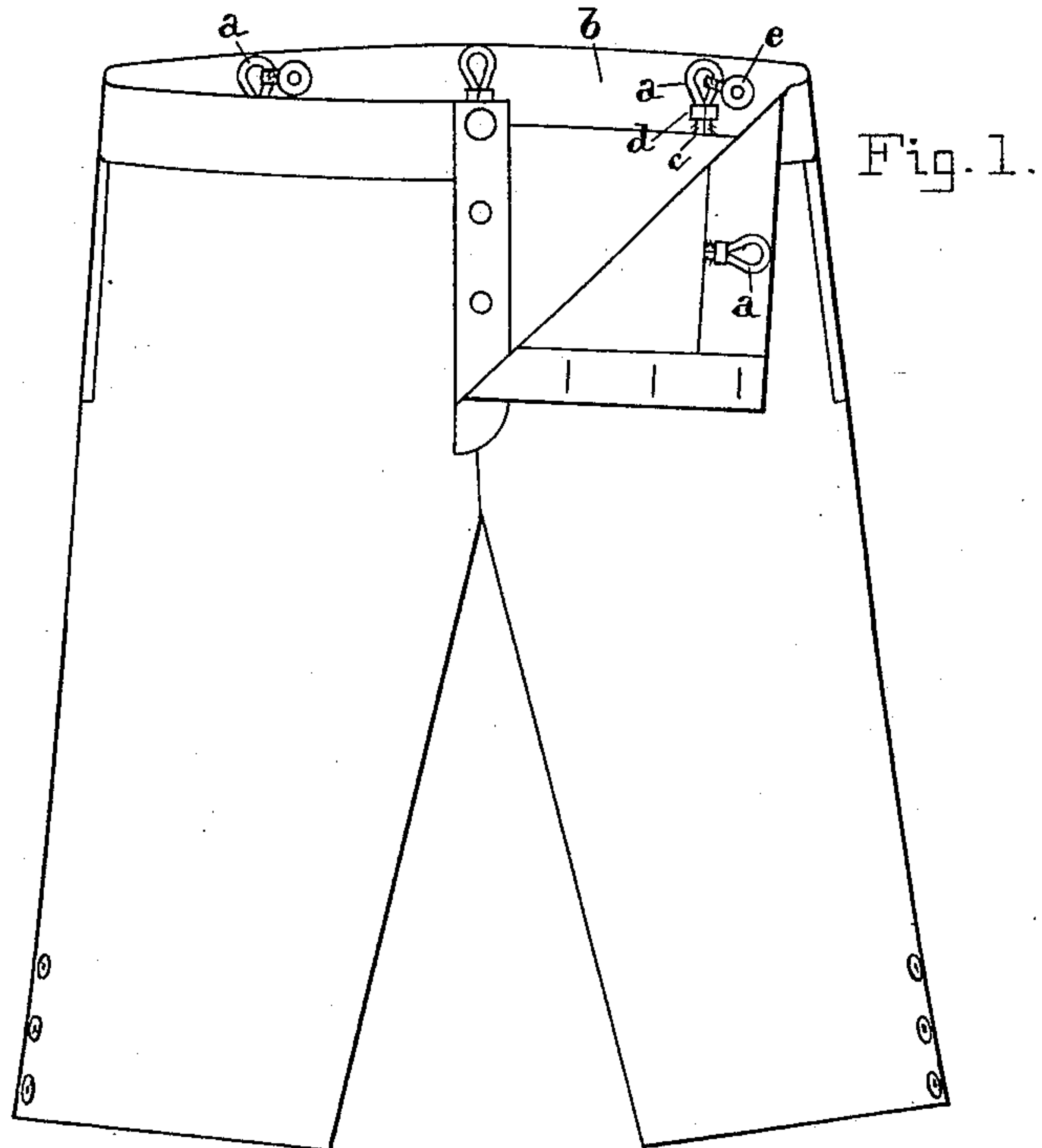


Fig. 1.

Fig. 2.

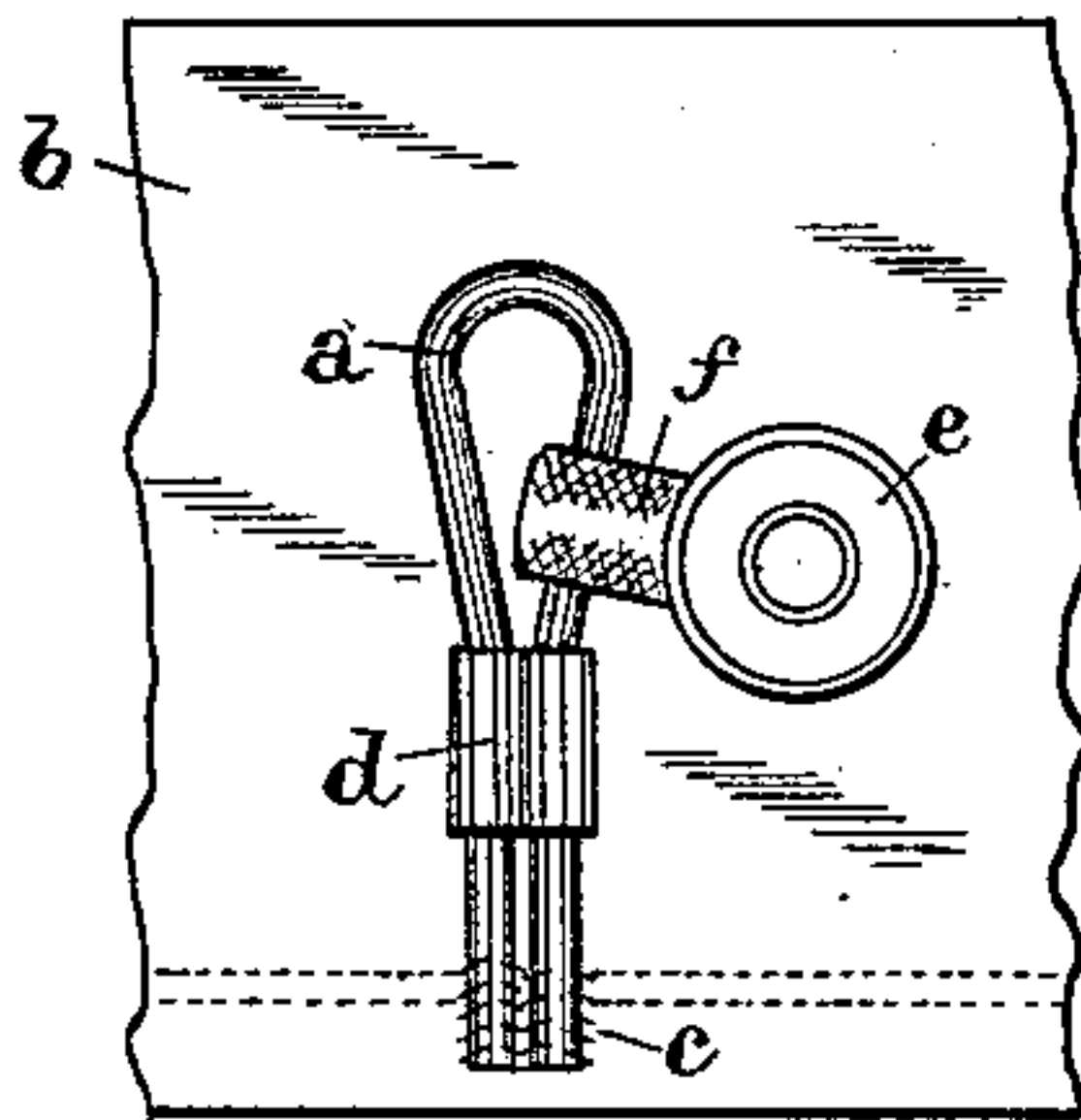


Fig. 3.

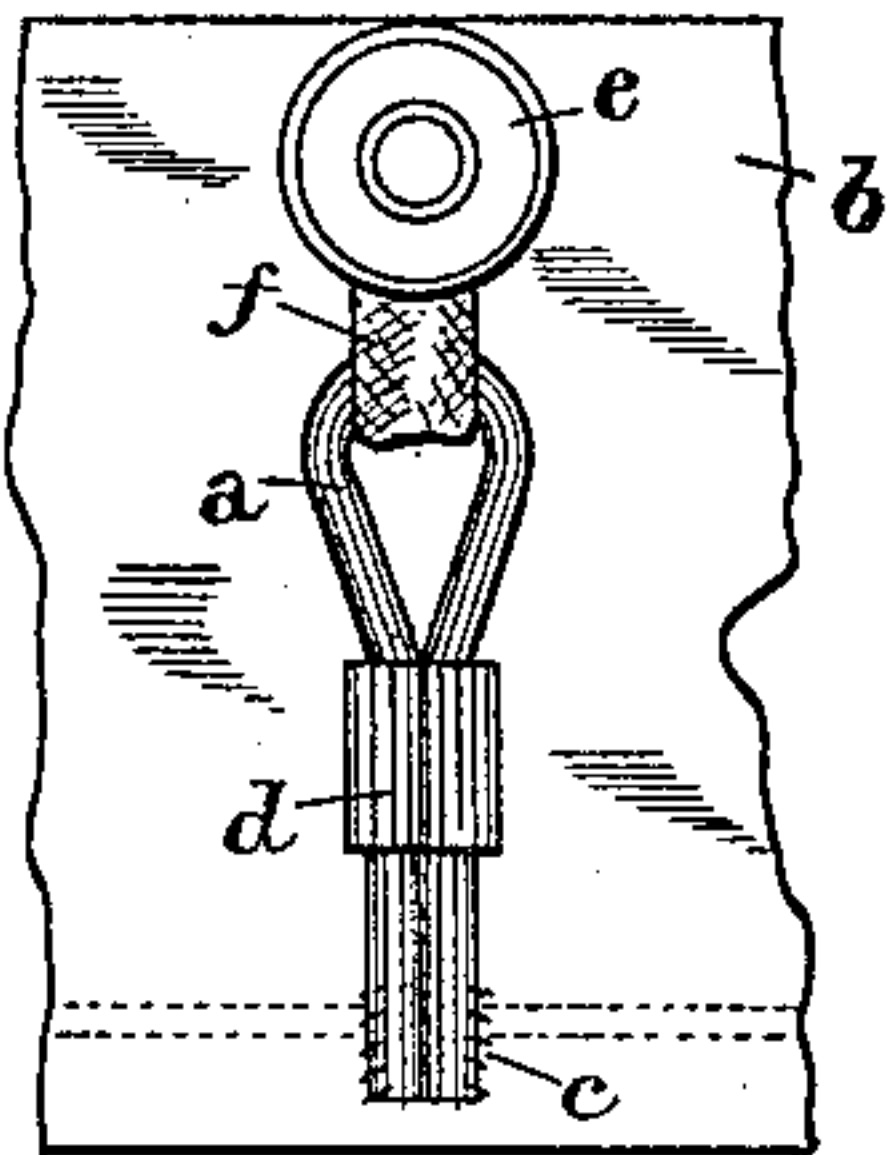


Fig. 4.

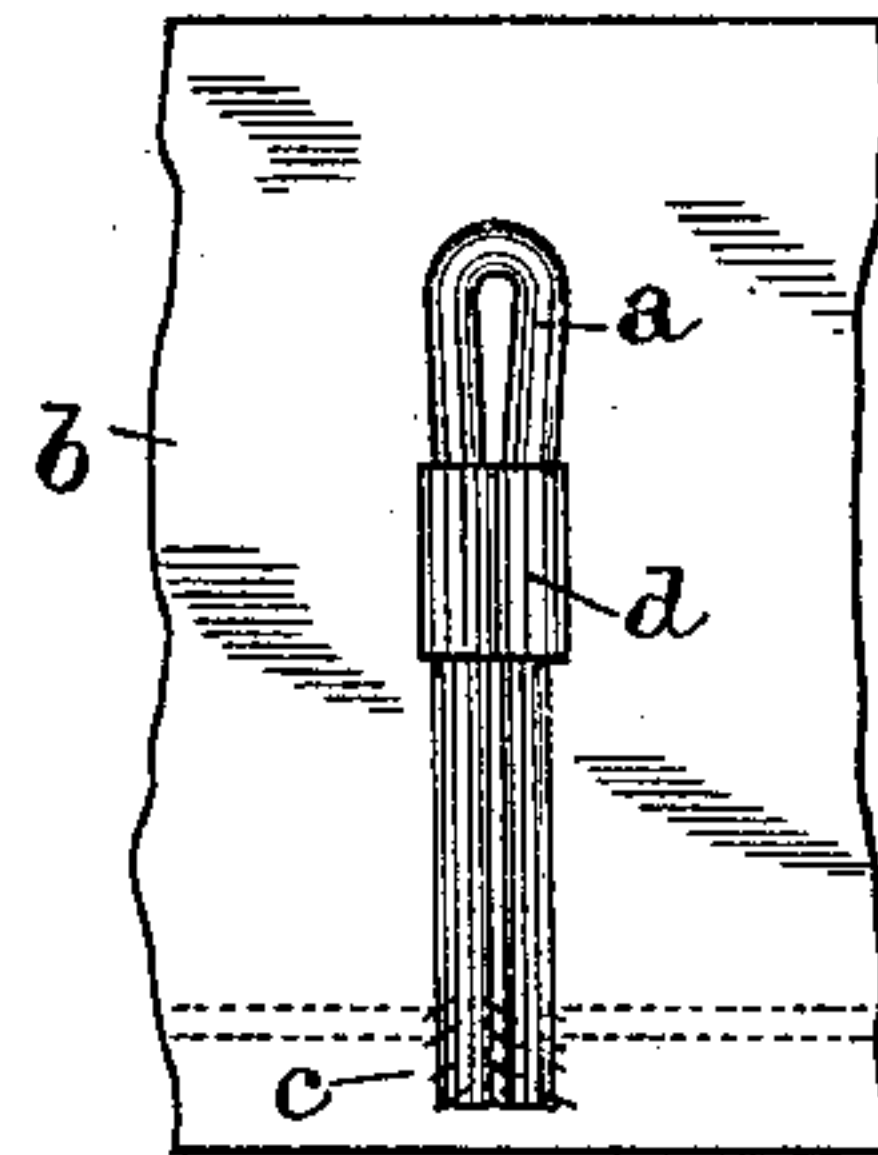


Fig. 5.

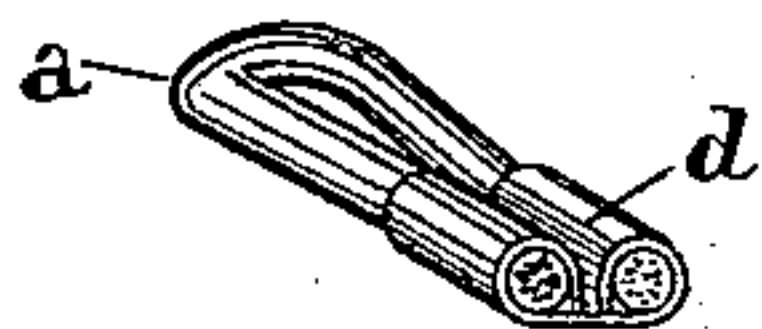
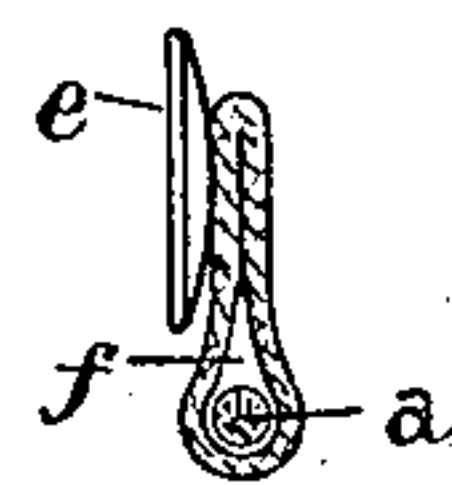


Fig. 6.



WITNESSES:

R. L. Clemmitt.
John E. Morris.

INVENTOR:

M. Blondheim

BY *Chas B. Mann*

ATTORNEY:

UNITED STATES PATENT OFFICE.

MICHAEL BLONDHEIM, OF BALTIMORE, MARYLAND.

WAISTBAND ATTACHMENT.

SPECIFICATION forming part of Letters Patent No. 372,511, dated November 1, 1887.

Application filed August 24, 1887. Serial No. 247,721. (No model.)

To all whom it may concern:

Be it known that I, MICHAEL BLONDHEIM, a citizen of the United States, residing at Baltimore, in the State of Maryland, have invented certain new and useful Improvements in Attachments to Waistbands of Boys' Pants, of which the following is a specification.

My invention relates to an improvement in supports for boys' pants, and is illustrated in the accompanying drawings, in which—

Figure 1 is a view of a pair of pants provided with the improvement. Figs. 2, 3, and 4 each show a different view of the elastic support. Fig. 5 is a view of the elastic loop and contracting-slide. Fig. 6 is a side view of the slip-button which is on the elastic loop.

The object of the invention is to provide pants with a supporting device for attachment to either shirt-waists or suspenders, whereby button holes in the waistband of the pants are unnecessary. The button-connection between the pants and shirt-waist will not become disconnected, nor will the buttons on the shirt-waist be torn off.

An elastic cord-loop, *a*, is secured in any suitable or convenient way to the inner side of the waistband *b* of the pants. The invention is not limited to any particular way of securing these elastic loops; but in the drawings the lower end is shown stitched or sewed at *c*. The upper loop end, *a*, is to take over a button (not shown) on an ordinary shirt-waist, such as boys wear. As the loop is elastic, it will yield to suit the movements of the wearer, as when a boy stoops over, and the buttons on the shirt-waist will not be torn off, as commonly happens.

The elastic loop *a* has a slide, *d*, which fits closely on it and is movable lengthwise. The slide confines the two sides of the loop close together. When the upper end of the loop

has been put over a button on the shirt-waist, as stated, the slide *d* may be moved up toward the said upper loop end, as in Fig. 4, to contract it around the button, and thereby prevent its accidental disconnection. A button, *e*, is attached to the loop, so as to slip thereon. This button *e* has at its back an eye, *f*, of any suitable material, and the elastic cord which forms the loop passes loosely through the said eye, and thereby the slip-button may slide on the loop down at one side, as shown in Fig. 2, where it is out of the way, or up to the top end, as shown in Fig. 3. When in the latter position, the slip-button *e* may take into a button-hole on the shirt-waist, or ordinary suspenders may be attached to said slip-buttons.

It will be seen that by this supporting device on boys' pants the shirt-waist may have either buttons or button-holes; also, the boy may wear either a shirt-waist to support his pants, or may use suspenders. In any case the elasticity of the loop *a* obviates the objection that exists ordinarily where the pants button onto the shirt-waist. One of the loops may be applied to the pants-waist wherever a button is used.

Having described my invention, I claim and desire to secure by Letters Patent of the United States—

The combination of the waistband *b* of the pants, an elastic cord-loop, *a*, secured by its lower end to the waistband, and a slip-button, *e*, with an eye which fits and is movable on one side of the said loop.

In testimony whereof I affix my signature in the presence of two witnesses.

MICHAEL BLONDHEIM.

Witnesses:

JOHN E. MORRIS,
JNO. T. MADDOX.