


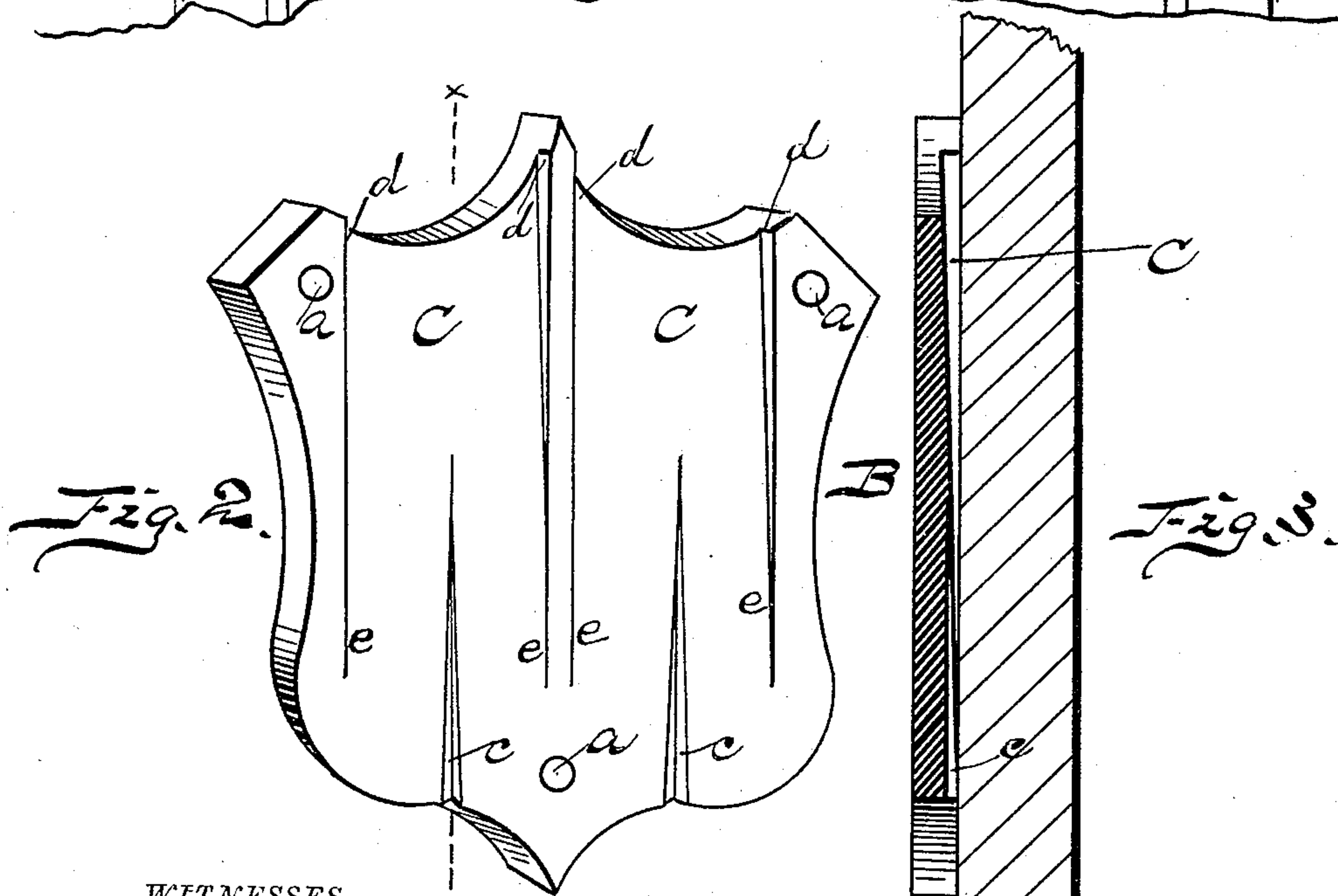
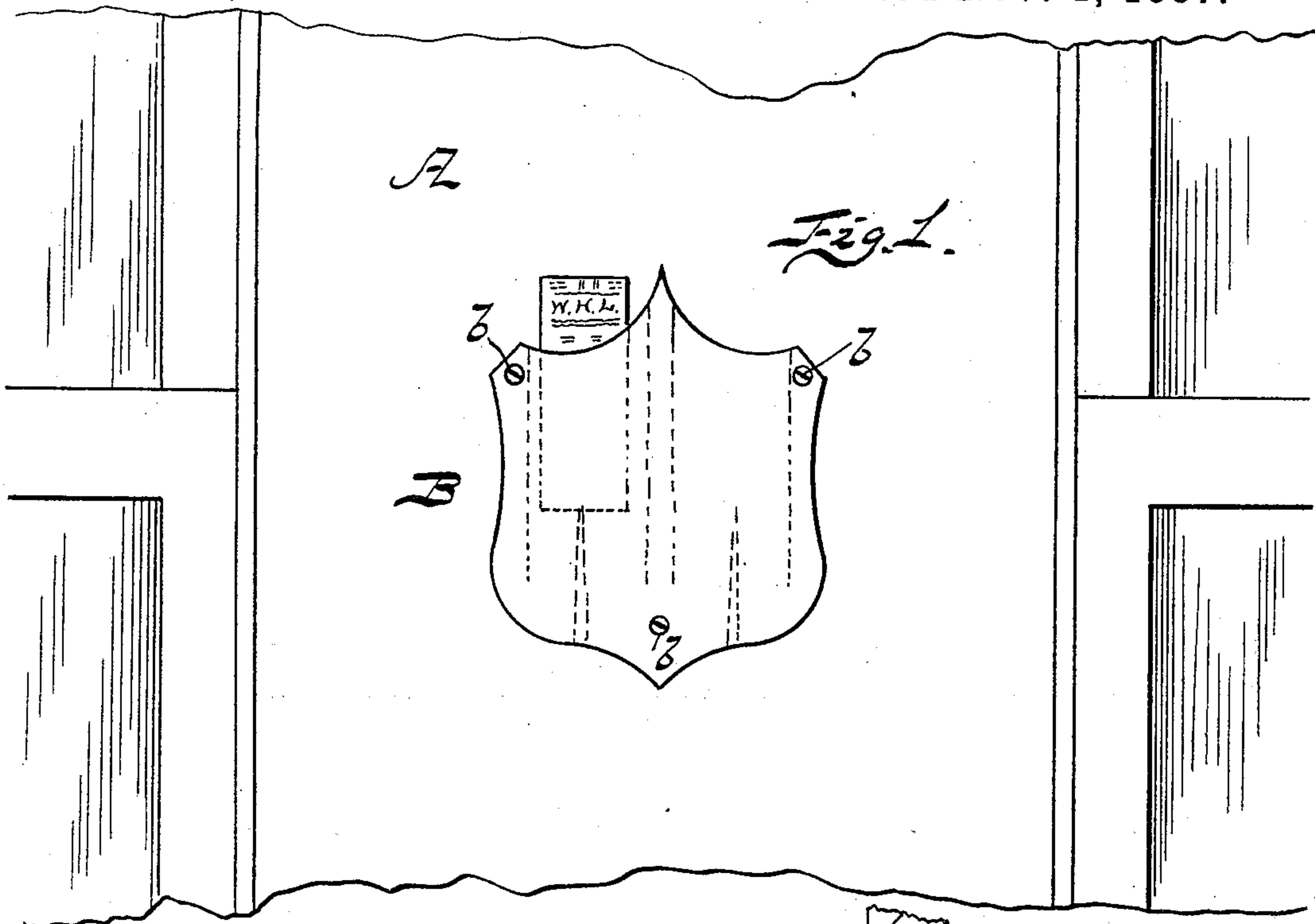
(No Model.)

W. H. LOVE.

TICKET HOLDER.

No. 372,379.

Patented Nov. 1, 1887.



WITNESSES  
Jas. B. Clarke  
Geo. A. Ryan.

INVENTOR  
W. H. Love  
By E. H. Bates  
Attorney

# UNITED STATES PATENT OFFICE.

WILLIAM H. LOVE, OF FORT SCOTT, KANSAS.

## TICKET-HOLDER.

SPECIFICATION forming part of Letters Patent No. 372,379, dated November 1, 1887.

Application filed February 23, 1887. Serial No. 228,636. (No model.)

*To all whom it may concern:*

Be it known that I, WILLIAM H. LOVE, a citizen of the United States, residing at Fort Scott, in the county of Bourbon and State of Kansas, have invented certain new and useful Check or Ticket Holders; and I do hereby declare the following to be a full, clear, and exact description of the invention, such as will enable others skilled in the art to which it appertains to make and use the same.

This invention is designed for holding railway-conductor's checks or tickets; and it consists in the novel construction and arrangement of the device, whereby a passenger may readily put his check or ticket in a safe and convenient place, and, always being in sight, can be quickly obtained and replaced at will, all as will be hereinafter fully described.

The annexed drawings, to which reference is made, illustrate my invention, in which—

Figure 1 represents a front view of my device. Fig. 2 is a perspective view, and Fig. 3 is a vertical sectional view, of the same, taken on line *x x*, Fig. 2.

Referring by letter to the accompanying drawings, A designates a panel between two car-windows, to which it is designed that my holder shall be applied and within easy reach of a passenger.

B represents the holder, which may be constructed in any suitable shape or any material and ornamented, as desired.

This holder consists of the plate B, which is perforated at *a* to receive the screws *b*, by which it is secured to the panel. In the rear

of the plate are formed recesses C C, which form receptacles for the checks or tickets, which are inserted from the top with sufficient of the same exposed above the plate in order to be seen and withdrawn. This recess of the plate commences from the top *d* thereof, and vanishes as it reaches the lower end, *e*, thus forming between said plate and car-panel a wedge-shaped receptacle, thus preventing the ticket or check from falling through, wedging the same when in place, thus preventing it from becoming accidentally displaced, and at the same time accommodating checks or tickets of different thickness. Small vertical openings *c c* are made in the plate and communicate with the recesses, whereby water or dust may find an outlet from said recesses. It can be fastened to the window-casing or other convenient place.

What I claim is—

The within-described ticket-holder, constructed with the recesses C C, outlet-openings *c c*, and perforations *a*, said recesses tapering from the points *d* downwardly to the vanishing points *e*, whereby a wedge-shaped opening is provided for the ticket, and adapted to be secured to the wall or panel of a car, for the purpose set forth.

In testimony whereof I affix my signature in presence of two witnesses.

WILLIAM H. LOVE.

Witnesses:

W. J. CHAPMAN,  
J. W. WITHERS.