

(No Model.)

A. RAMSAY.
LOOP FOR HARNESS.

No. 372,171.

Patented Oct. 25, 1887.

Fig. 1.

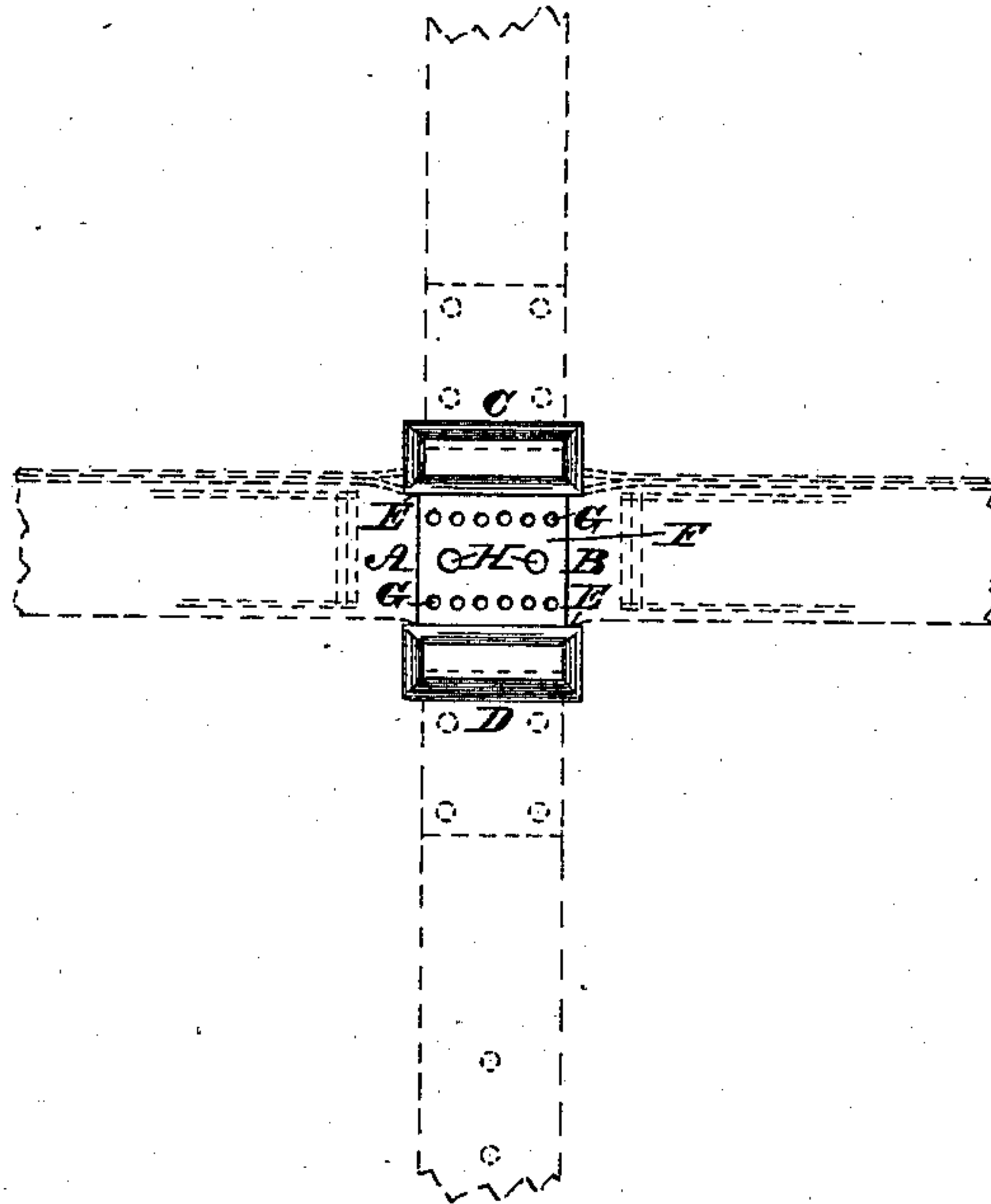


Fig. 2.

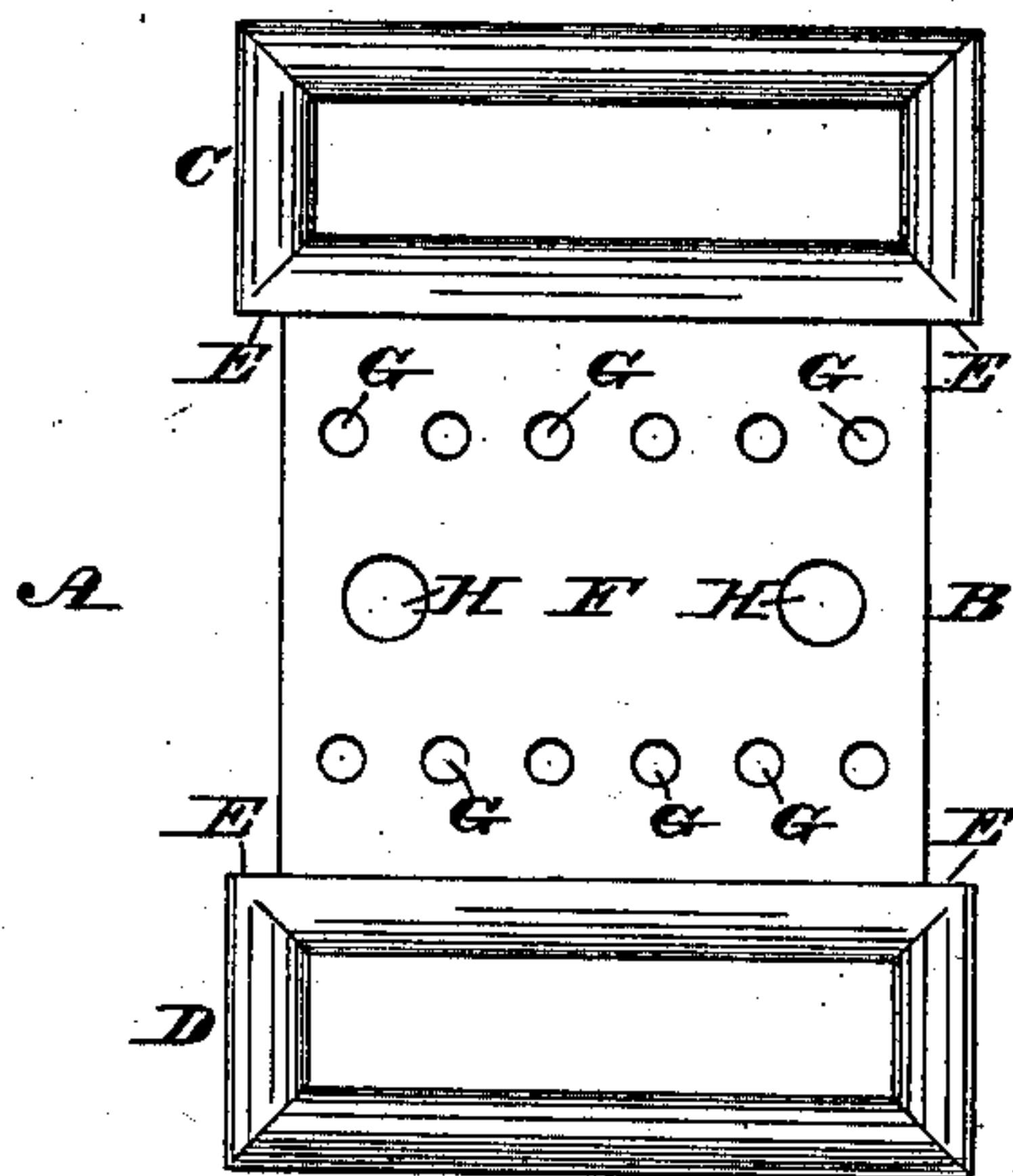
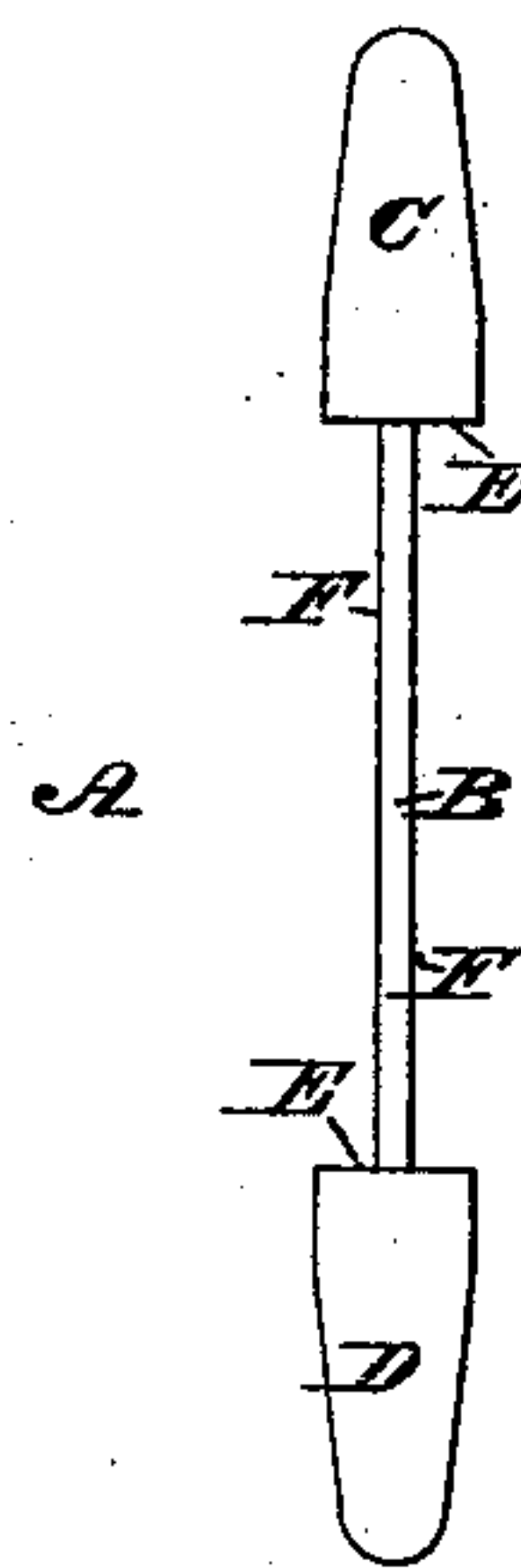


Fig. 3.



WITNESSES:

A. P. Grant,
L. Howille

INVENTOR:
Alexander Ramsay.
BY John Diederichs
ATTORNEY.

UNITED STATES PATENT OFFICE.

ALEXANDER RAMSAY, OF SALEM, NEW JERSEY.

LOOP FOR HARNESS.

SPECIFICATION forming part of Letters Patent No. 372,171, dated October 25, 1887.

Application filed January 17, 1887. Serial No. 224,619. (No model.)

To all whom it may concern:

Be it known that I, ALEXANDER RAMSAY, a subject of the Queen of Great Britain, residing at Salem, in the county of Salem, State of New Jersey, have invented a new and useful Improvement in Loops for Harness, which improvement is fully set forth in the following specification and accompanying drawings, in which—

10 Figure 1 represents a side elevation of a loop for harness embodying my invention. Fig. 2 represents a side elevation thereof on an enlarged scale. Fig. 3 represents an end view thereof.

15 Similar letters of reference indicate corresponding parts in the several figures.

My invention consists of a harness-loop adapted for attachment of the back and belly bands to the trace, as will be hereinafter fully set forth.

20 Referring to the drawings, A represents a harness-loop for the purpose intended, the same being formed of a metallic plate, B, with loops C D at the top and bottom thereof. At 25 or about the place of junction of loops C D with the plate B are shoulders E E, which leave depressed surfaces F on opposite sides of said plate for the reception of the contiguous por-

tion of the trace, the latter being known as a trace for half-chain harness, said shoulders thus keeping the trace in position and supporting the same.

In the plate B are openings G for stitches, and openings H for rivets, whereby the trace may be firmly connected with said plate. 35

The upper loop, C, is designed for attachment of the back-band, and the lower loop for attachment of the belly-band.

The device is reversible, both as to its sides and top and bottom loop. 40

Having thus described my invention, what I claim as new, and desire to secure by Letters Patent, is—

1. A harness attachment consisting of the plate B, having a series of openings, and the loops C D, the opposite faces of the plate being depressed below the surface of the loops. 45

2. A harness attachment consisting of the plate B, having perforations, substantially as described, loops C D, and shoulders E on both sides, substantially as and for the purpose set forth. 50

ALEXANDER RAMSAY.

Witnesses:

J. W. LIPPINCOTT,
JOSEPH YOERGER.