

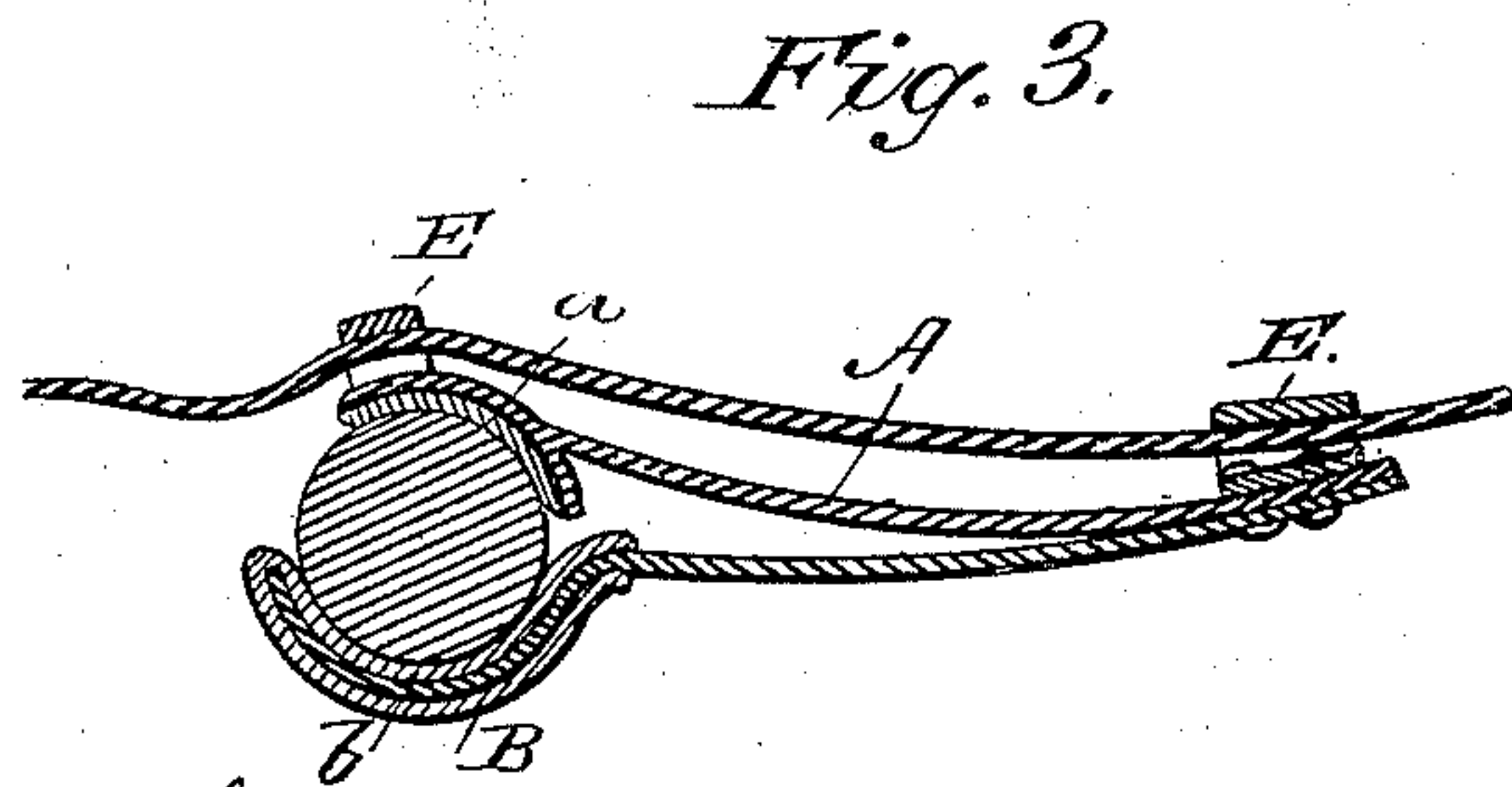
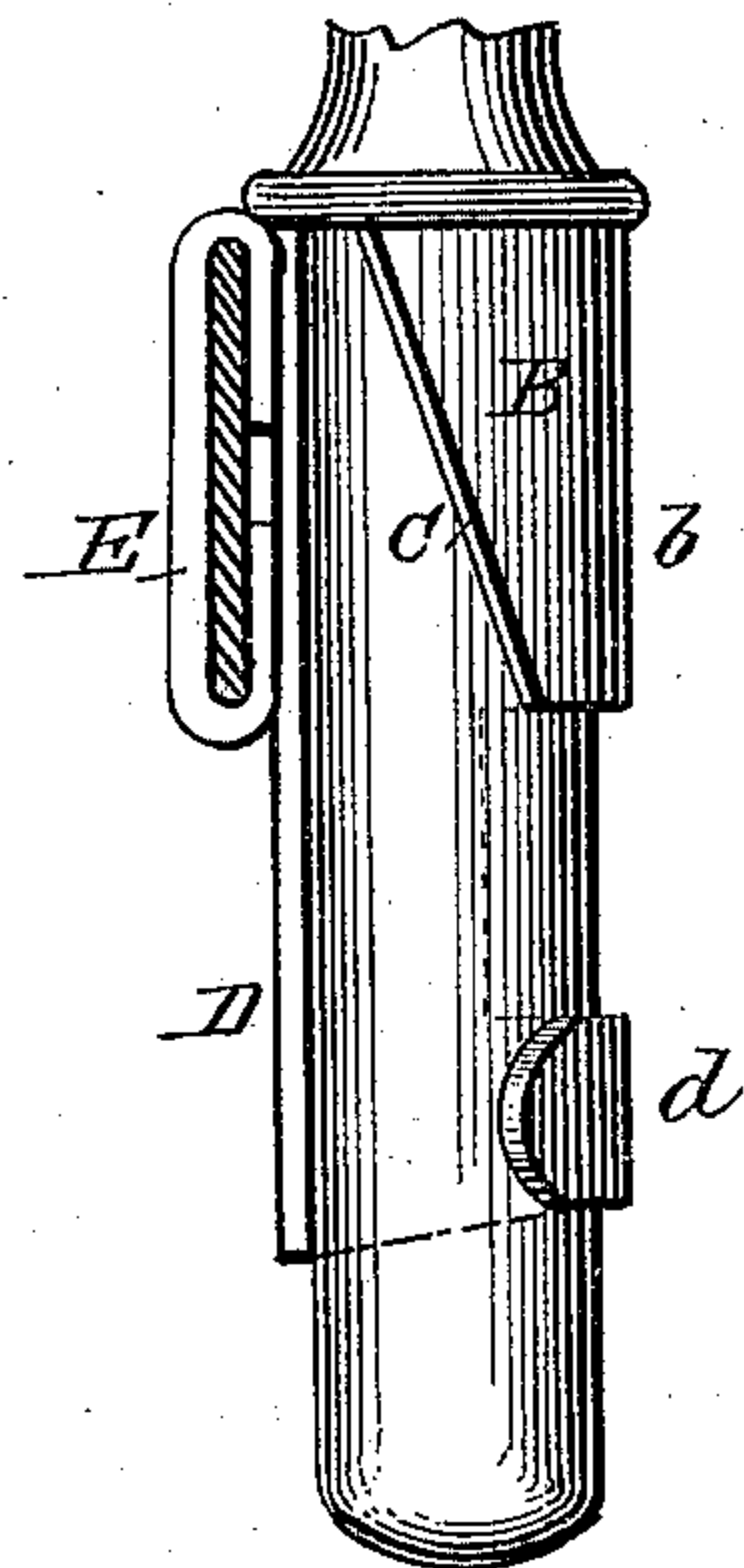
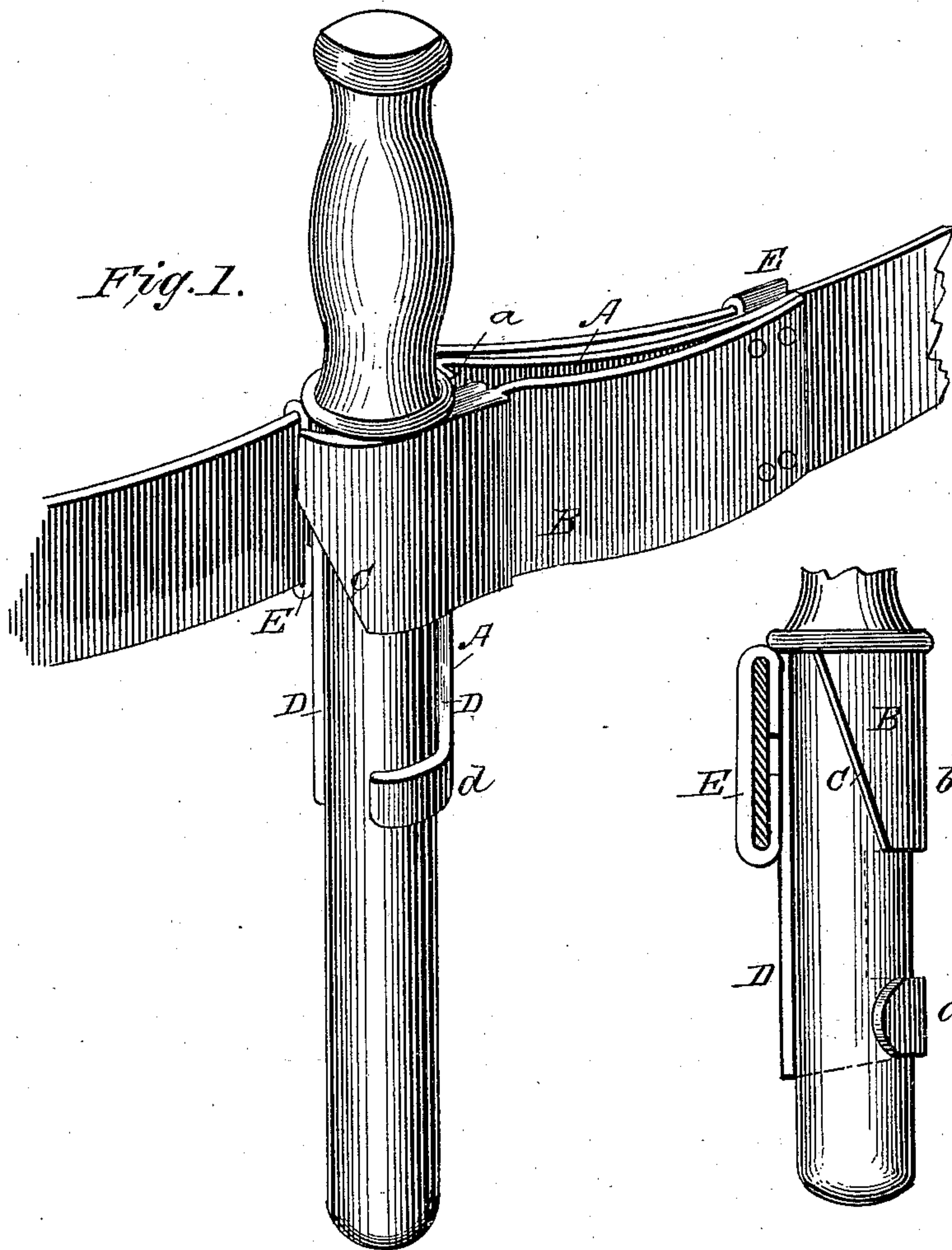
(No Model.)

J. P. WINTZ.

PISTOL OR MACE HOLDER.

No. 372,000.

Patented Oct. 25, 1887.



WITNESSES:

Fred G. Dieterich
P. B. Turpin.

INVENTOR:

J. P. Wintz
BY *Munn & Co.*

ATTORNEYS.

UNITED STATES PATENT OFFICE.

JAMES P. WINTZ, OF CHARLESTON, WEST VIRGINIA, ASSIGNOR OF ONE-THIRD TO JOHN O. FLYNN, OF SAME PLACE.

PISTOL OR MACE HOLDER.

SPECIFICATION forming part of Letters Patent No. 372,000, dated October 25, 1887.

Application filed March 24, 1887. Serial No. 232,282. (No model.)

To all whom it may concern:

Be it known that I, JAMES P. WINTZ, of Charleston, in the county of Kanawha and State of West Virginia, have invented a new and useful Improvement in Pistol or Mace Holders, of which the following is a specification.

My invention is an improved holder intended especially for use in securing pistols or maces or billies, and seeks to provide a holder out of which the object secured can be removed laterally as well as in the ordinary manner.

The invention consists in certain features of construction and novel combinations of parts, as will be described, and pointed out in the claims.

In the drawings, Figure 1 is a perspective view of my improvement. Fig. 2 is a side elevation, part in section; and Fig. 3 is a horizontal section, all of which will be described.

The holder comprises a base or support, A, and a clip, B, secured at one end to the support and having its other end spring-actuated and being approximately conformed to the object it is designed to hold, being curved at *b*, in the construction shown, to fit the round police club or billy shown. It is preferred to form the extreme free edge of this clip on an incline, as shown at C, for the reason that such formation produces a wedge surface, which facilitates the removal of the billy or other object secured, because of such object, when properly manipulated, impinging the wedge surface and forcing the clip open.

The support or base A is provided immediately below the free edge of the clip with a bearing at *a*, for the object being secured, and is provided with a vertical extension, D, of such bearing, such extension being provided at its end with a keeper, *d*, which partially embraces the object being secured. By pref-

erence the seat *a* and extension D, which obviously might be formed integral with the base-plate, are formed of a separate plate, riveted or otherwise suitably secured to the main plate. For convenience in attaching the support to a belt, I usually provide it with loops at E, through which the belt is passed.

By my invention the billy can be removed in the ordinary manner, or where in a scuffle this is not convenient or possible, it can be pushed back at its handle end and be freed from its support. Aside from the ease with which the object may be removed under ordinary circumstances, the invention will be found particularly useful to an officer or other person in a scuffle wherein it would be difficult to readily remove the billy held by the ordinary loop-socket.

The main and clip plates at their bearing portions may be covered, as shown, with leather or similar material to protect the object being worn from abrasion by contact with a metal surface.

Having thus described my invention, what I claim as new is—

1. A holder comprising a base-plate having at one end an extension, D, projected from it at right angles to the direction of its length, and the spring-clip secured at one end to the base-plate at the end thereof opposite the extension D and having its opposite end free, all substantially as and for the purposes specified.

2. The improved holder consisting of the main plate or support having an extension, D, provided with a keeper, *d*, and the clip-plate secured at one end to the support and having its opposite end free, substantially as set forth.

JAMES P. WINTZ.

Witnesses:

W. A. UDICK,
J. E. CHILTON.