

( Model.)

B. C. HASKELL.  
CARD OR LABEL HOLDER.

No. 370,782.

Patented Oct. 4, 1887.

Fig. 1.

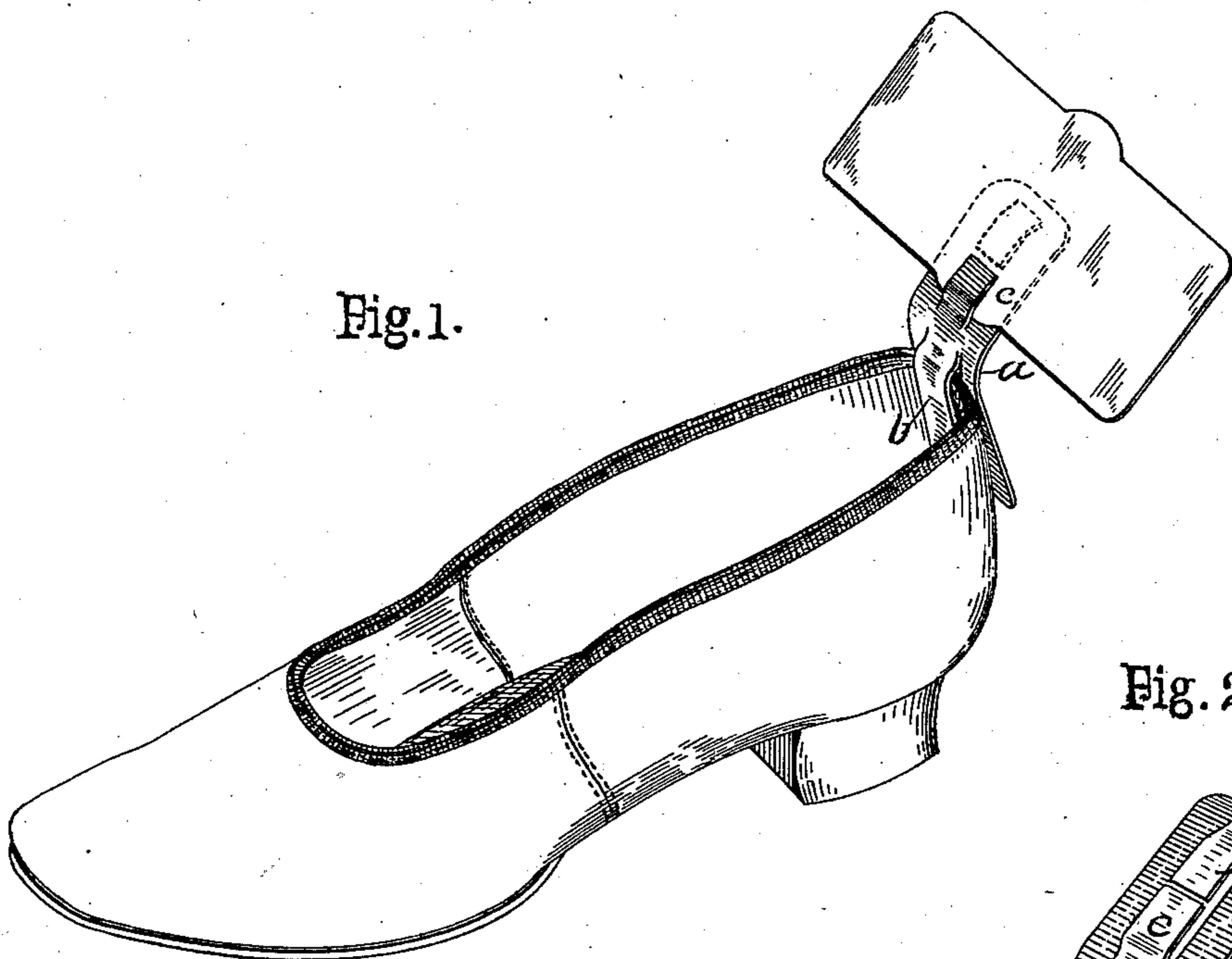


Fig. 2.

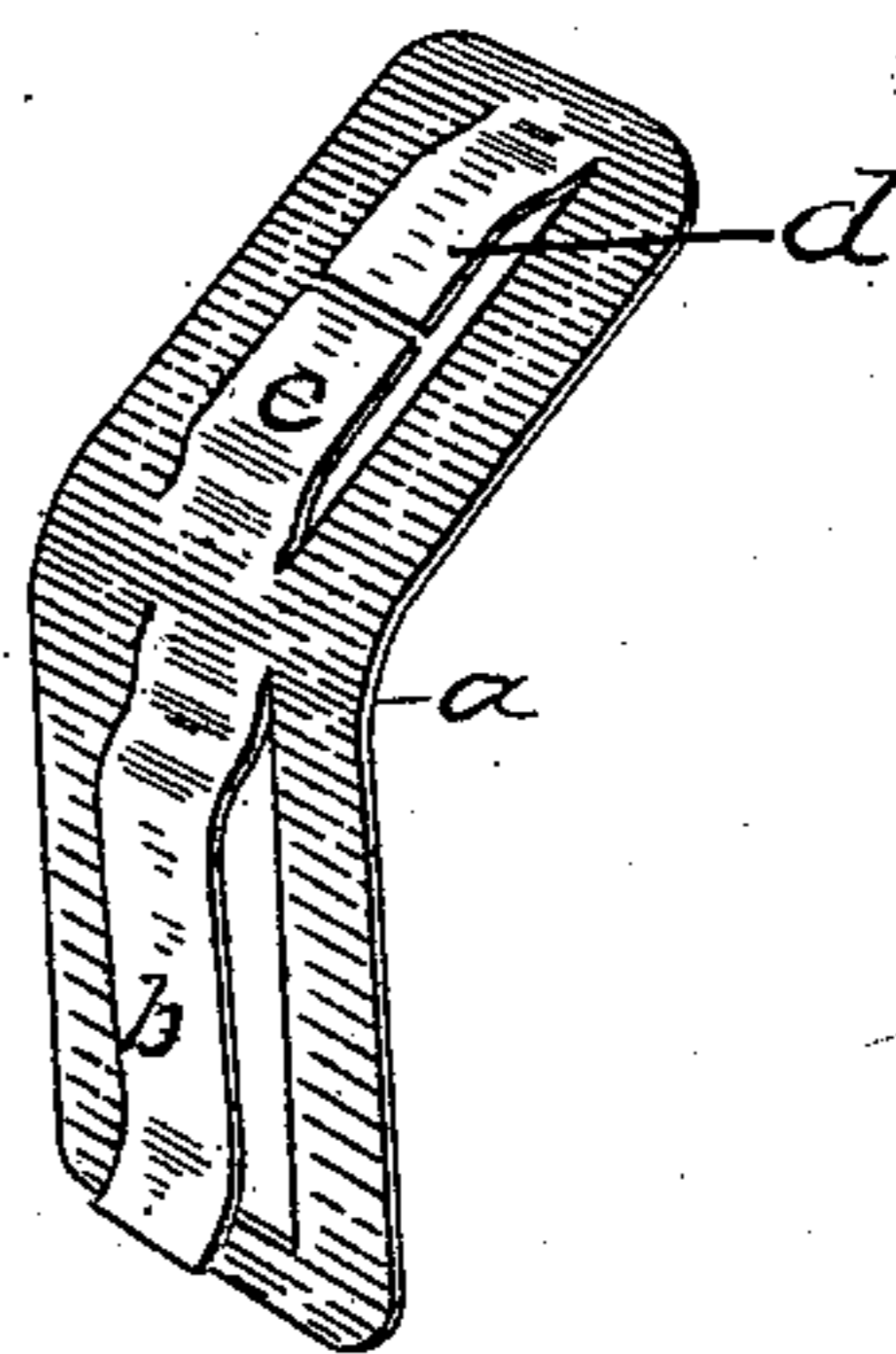
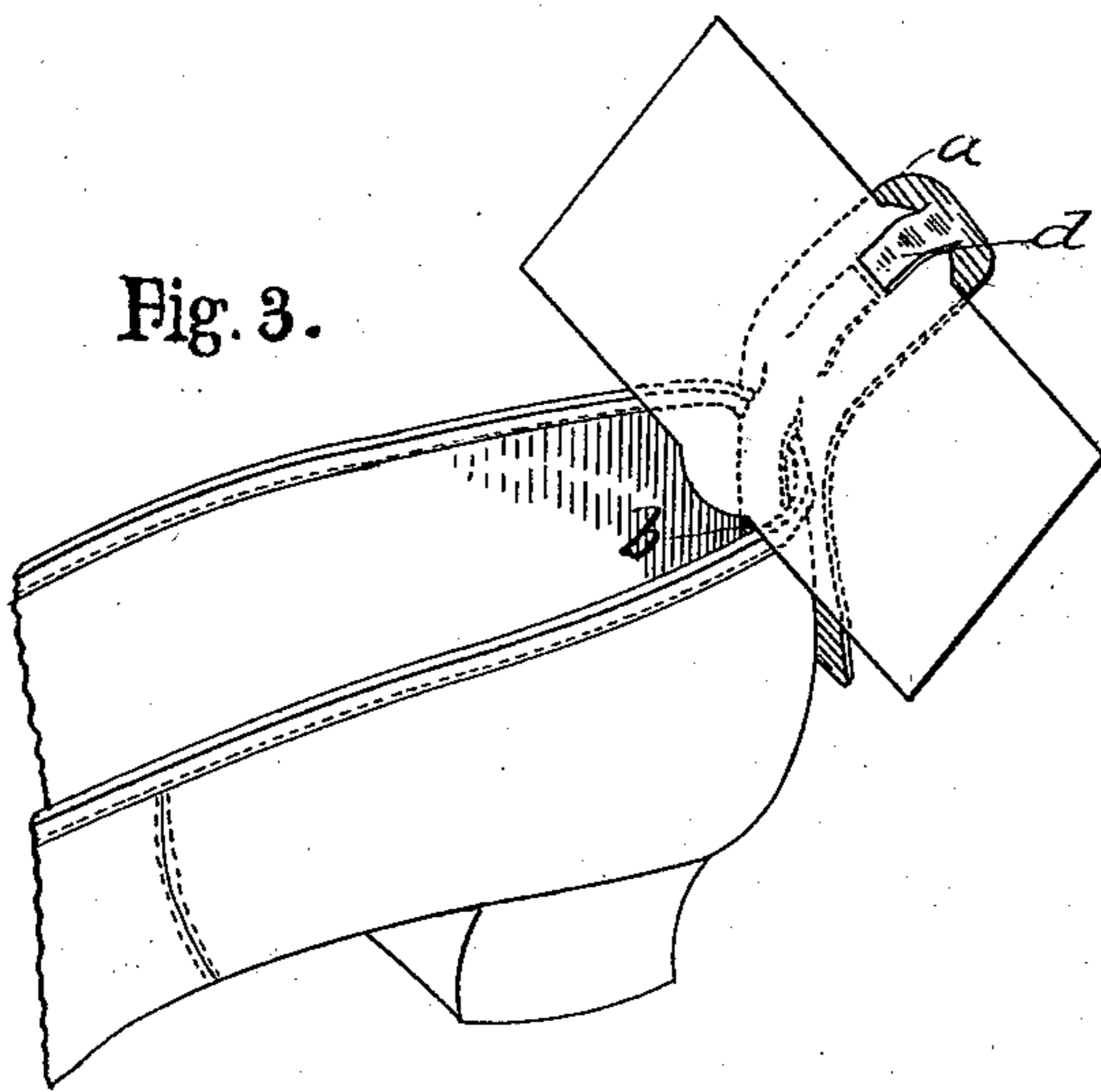


Fig. 3.



Witnesses:

H. Brown.

W. Rogers

Inventor:

Benjamin C. Haskell.  
By *Wm. Brown & Crossley*  
attys.

# UNITED STATES PATENT OFFICE.

BENJAMIN C. HASKELL, OF ARLINGTON, MASSACHUSETTS.

## CARD OR LABEL HOLDER.

SPECIFICATION forming part of Letters Patent No. 370,782, dated October 4, 1887.

Application filed November 26, 1886. Serial No. 219,901. (Model.)

*To all whom it may concern:*

Be it known that I, BENJAMIN C. HASKELL, of Arlington, in the county of Middlesex and State of Massachusetts, have invented certain new and useful Improvements in Card or Label Holders for Boots or Shoes, of which the following is a specification.

My invention relates to that class of card or label holders adapted to be attached to shoes, boxes or cases containing articles or wares for sale, &c., and to receive and hold a card or label bearing an inscription of the price, quality, style, &c., of the article to which it is attached, for the purpose of being displayed in show-cases, windows, &c.

It is the object of my invention to provide an improved device of the character mentioned which shall be at once simple in construction, convenient and effective in use, and cheap of manufacture.

To the foregoing ends my invention consists in a plate or base of sheet metal or other suitable material provided with tongues, one of which is so constructed as to be slipped over a portion of the shoe or other article in order to attach the device thereto, and the other two tongues so formed as to have the edge of a card or label slipped behind one such tongue and in front of the other, so that the card or label may be placed in either elevated or lowered position on the holder, and be securely held in place by the tongues, all as hereinafter particularly explained, and pointed out in the claims.

Reference is to be had to the accompanying drawings, and to the letters of reference marked thereon, forming a part of this specification, the same letters indicating the same parts and features in all of the figures.

Of the drawings, Figure 1 represents a perspective view of a shoe or slipper having my device attached thereto with a card in position thereon. Fig. 2 is a perspective view of the device alone. Fig. 3 is a view similar to that shown in Fig. 1, though showing only a portion of a shoe, and representing the card in a different position on the holder.

In carrying out my invention in its preferred form, I strike up from a sheet of suitable metal a rectangular plate, *a*, with (preferably, though not necessarily) rounded corners, and at the

same time, or subsequently, strike out a tongue, *b*, extending from a central point of the plate toward one end thereof, and two tongues, *c d*, the one extending from near the center of the plate to a point about midway toward the other end, and the other from near the last-mentioned end toward the center, the ends of said two tongues *c d* nearly meeting. These tongues are bent outward slightly, as clearly shown in Fig. 2, so that tongue *b* can be slipped over any convenient portion of the shoe or other article to be "ticketed" or labeled, the adjacent portion of the plate *a* passing back of or behind such article, and the device thus held with all needed security in proper position. The lower edge of the card or label to be attached may be slipped down under tongue *c*, as represented in Fig. 1, by which it will be held above the shoe; or the upper edge of said card or label may be slipped up under tongue *d*, as shown in Fig. 3, and by this means be held as resting with its lower edge upon the shoe and above the same.

The device is by preference bent at its center, as represented, so that the portion provided with the card or label holding tongues *c d* stands at an angle to that portion having the tongue *b*, the purpose of this form being to so hold the card or label that it can be best displayed and read when the shoe to which the holder is attached is in the position commonly given such articles in windows, show-cases, &c.

The fact that the card or label can be placed on the holder in elevated or lowered position is an important feature of my invention, since it permits of the label being arranged to suit the circumstances or room or space in which it is used. In addition to the tongues *c d* permitting of the label or card being placed on the holder in either elevated or lowered position, it is to be noticed that one of said tongues bears on the face of the card and the other on the back, thus operating to hold the card securely in position on the device, which would not be the case if one tongue did not co-operate with the other, as aforesaid.

Being constructed of a single piece of sheet metal and struck up, as it may be, at a single operation, it can be very easily and cheaply manufactured, may be attached to a shoe or similar article with the utmost facility, and is

entirely serviceable for the purposes for which it is intended.

It is also obvious that my invention is not dependent upon the precise form and arrangement of parts shown, as these may be varied without departing from the nature or spirit of the improvements. For example, the tongues might be made as separate parts and brazed or soldered on the base or body plate *a*; or, instead of being made of sheet metal, they might be made of wire, and instead of forming the base or body plate in one piece it might be made in two and soldered or hinged together; but all such variations are obviously within the limits of mechanical skill.

Having thus described my invention, what I claim is—

1. A card or label holder consisting of a plate of sheet metal having a tongue, *b*, extending from a central point of the plate toward one end thereof, to secure the device to the article to be ticketed, and two short card or label holding tongues, *c d*, the one extending from a central point of the plate to a point about midway toward the other end, and the other from near the last-mentioned end toward the center, the ends of the two tongues *c d* meet-

ing or nearly meeting, whereby the card or label may be placed behind one of said card-holding tongues and in front of the other and be securely maintained in place in either elevated or lowered position, as set forth.

2. A card or label holder consisting of a plate of sheet metal having a tongue, *b*, extending from the central point of the plate toward one end thereof, and two short card or label holding tongues, *c d*, the one extending from a central point of the plate to a point about midway toward the other end, and the other from near the last-mentioned end toward the center, the ends of the two tongues *c d* nearly meeting, said plate being bent at substantially its center to maintain the portion having the tongues *c d* at an angle to the portion provided with the tongue *b*, substantially as and for the purposes hereinbefore set forth.

In testimony whereof I have signed my name to this specification, in the presence of two subscribing witnesses, this 24th day of November, 1886.

BENJAMIN C. HASKELL.

Witnesses:

ARTHUR W. CROSSLEY,  
C. F. BROWN.