

(No Model.)

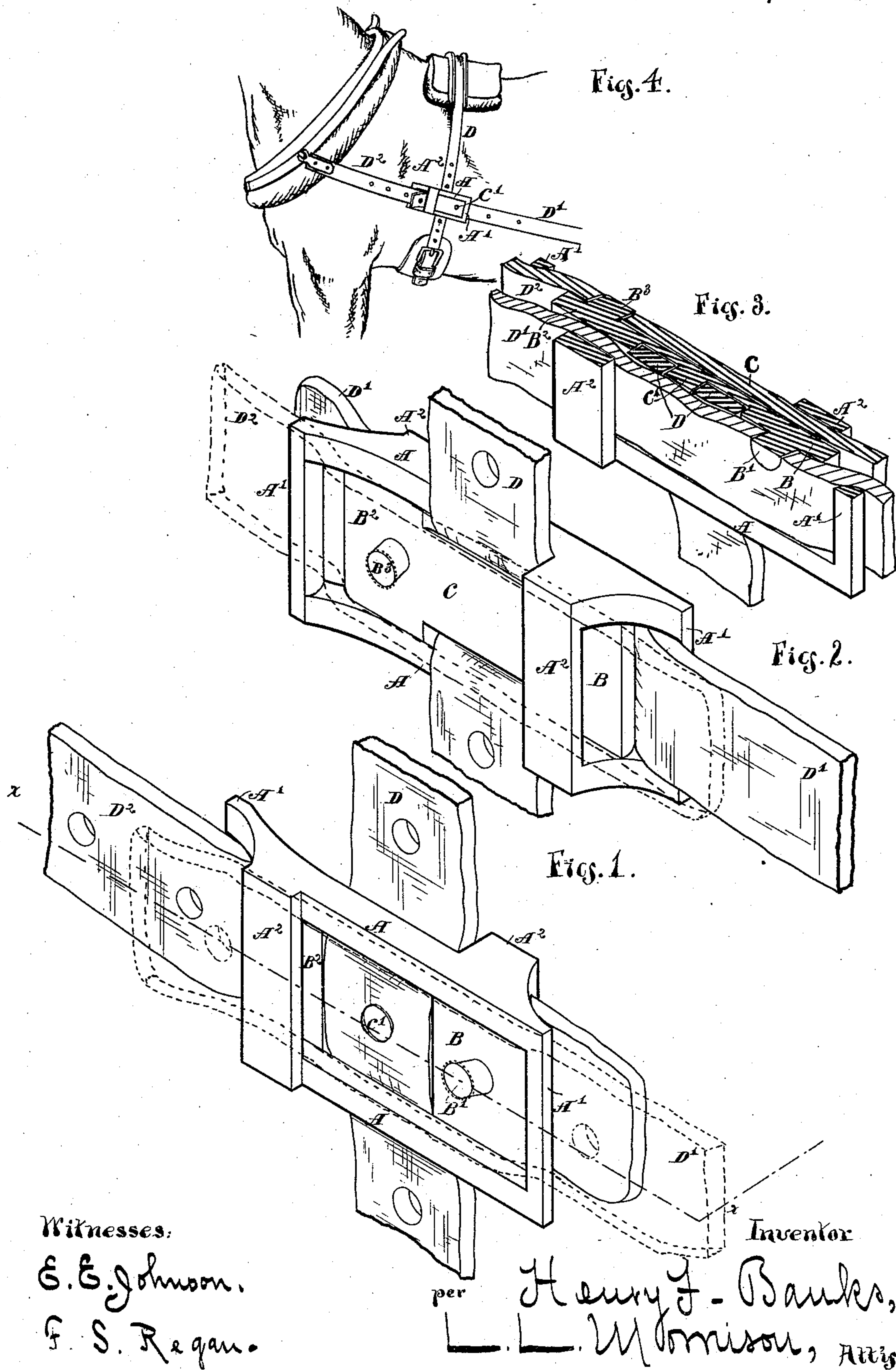
2 Sheets—Sheet 1.

H. F. BANKS.

BUCKLE.

No. 370,757.

Patented Oct. 4, 1887.



Witnesses:

E. E. Johnson.

F. S. Regan.

per

Henry F. Banks,
L. W. Morrison, Atty.

(No Model.)

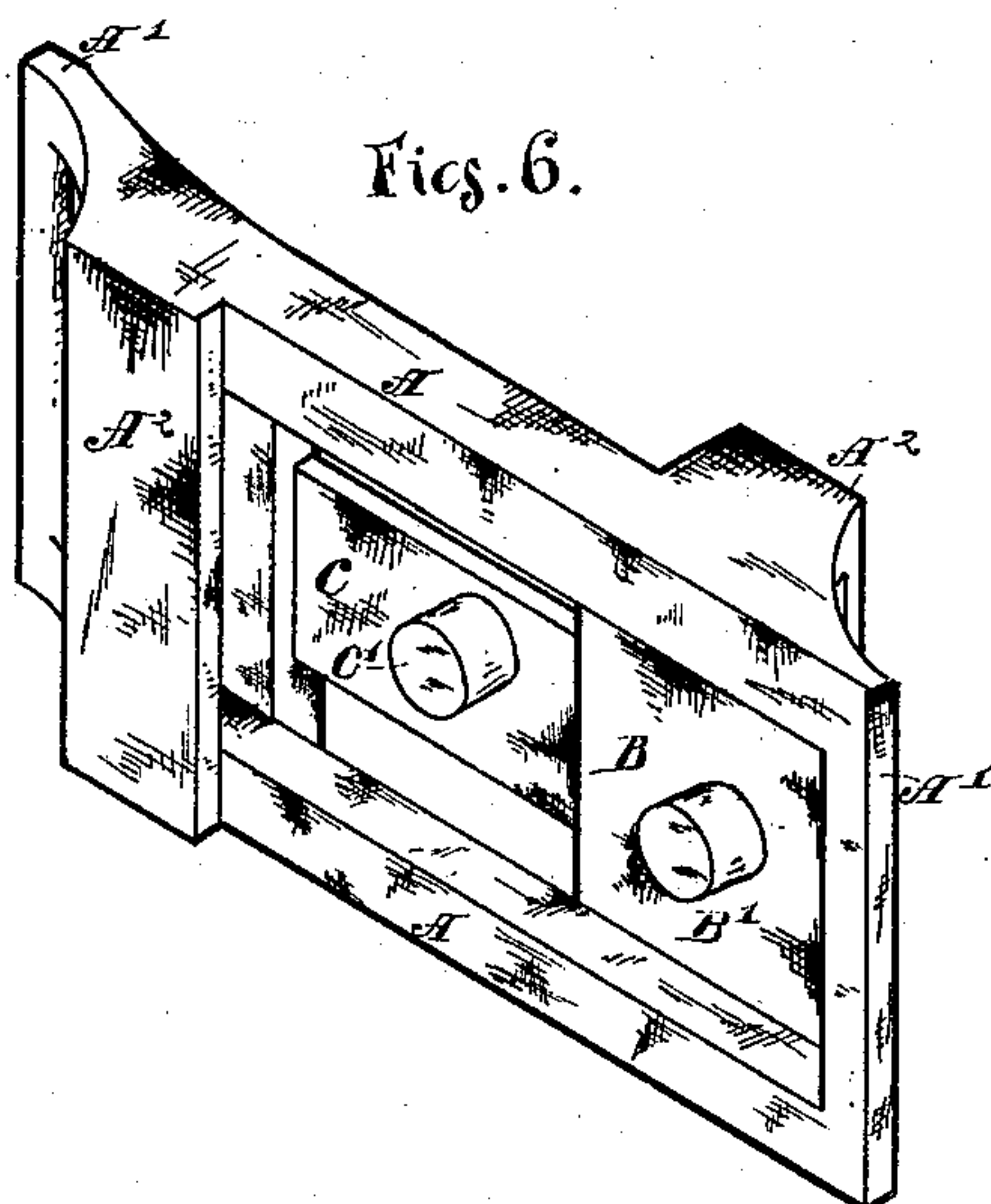
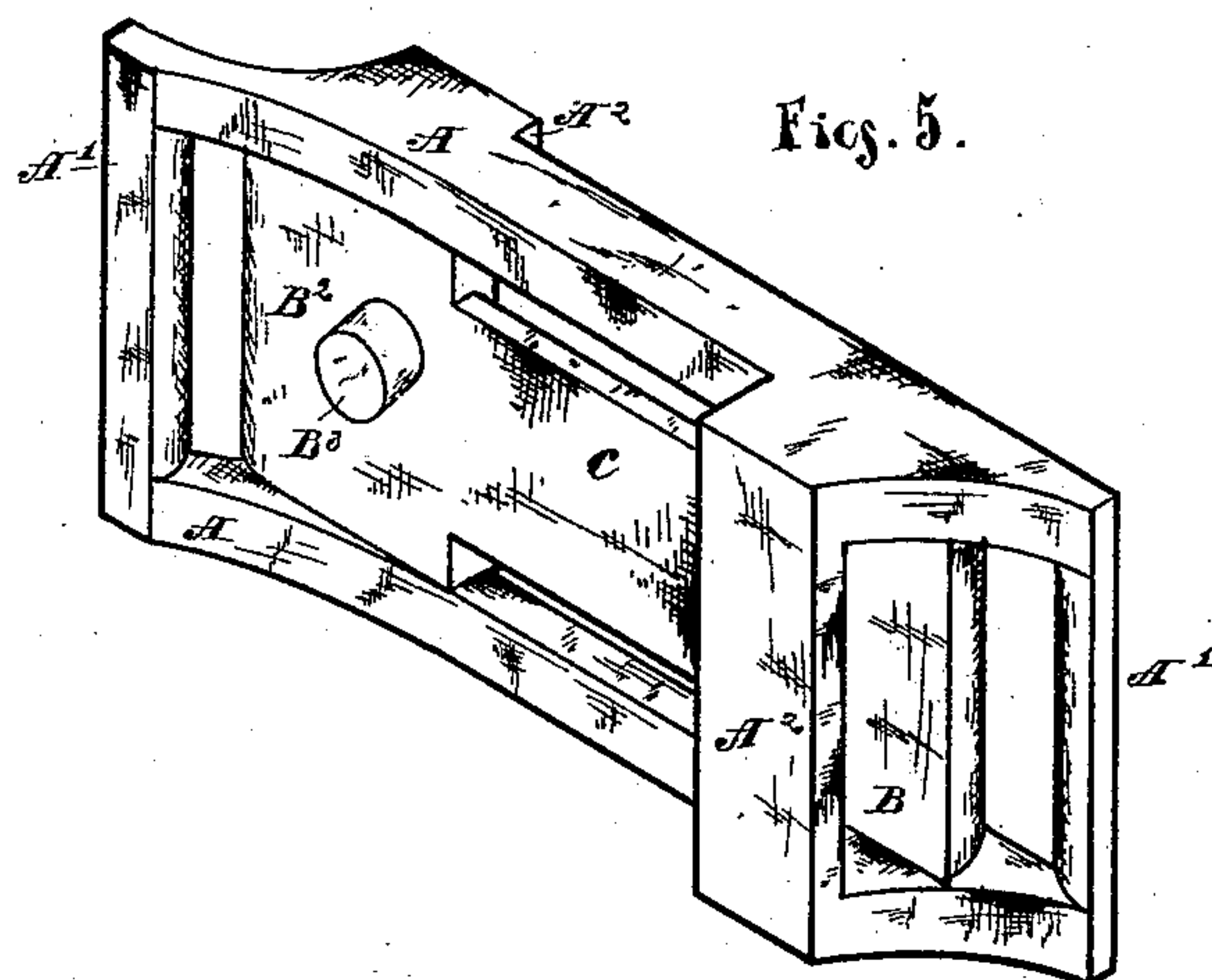
2 Sheets—Sheet 2.

H. F. BANKS.

BUCKLE.

No. 370,757.

Patented Oct. 4, 1887.



Witnesses:

E. E. Johnson.

M. St. Morrison.

Inventor:

Henry F. Banks,

per L. L. Morrison, Att'y.

UNITED STATES PATENT OFFICE.

HENRY F. BANKS, OF FLAGG, ILLINOIS.

BUCKLE.

SPECIFICATION forming part of Letters Patent No. 370,757, dated October 4, 1887.

Application filed February 7, 1887. Serial No. 226,822. (No model.)

To all whom it may concern:

Be it known that I, HENRY F. BANKS, a citizen of the United States, residing at Flagg, in the county of Ogle and State of Illinois, have
5 invented certain new and useful Improvements in Buckles, of which the following is a specification.

The object of my invention is to produce a single combination-buckle that will connect a
10 tug, hame-tug, and saddle-strap of a harness.

A further object of my invention is to so connect a tug, hame-tug, and saddle-strap of a harness that either of said parts may be let
out or taken up at pleasure.

15 The invention relates to the class of buckles commonly known as "harness-buckles;" and it consists in a certain new and useful construction [and combination, hereinafter described and claimed.

20 Referring to the accompanying drawings, which form a part of this specification, Figure 1 is an isometric view of my improved buckle, taken from the front side thereof. Fig. 2 is a like view of the same, taken from the
25 back side thereof. Fig. 3 shows a section of the buckle through the dotted line *x* of Fig. 1. Fig. 4 is a view of the buckle in position to be used. Figs. 5 and 6 are respectively front
30 and back isometric views of the buckle entirely detached from the harness.

Like letters of reference indicate corresponding parts throughout the several views.

A represents parallel side pieces of the buckle.

35 A' represents parallel end pieces of the same.

A² represents outside cross-pieces of the buckle.

B represents an inside cross-piece provided with a tongue, B'.

B² represents an inside cross-piece provided
40 with a tongue, B³.

C represents a center piece provided with a tongue, C'.

D D' D² represent, respectively, a saddle-strap, tug, and hame-tug of a harness, which
45 engage, respectively, with the tongues C' B' B³ of the buckle.

The buckle can be manufactured most advantageously by casting it in a single piece.

I claim as new and desire to secure by Letters Patent—

1. In a buckle, the combination, with the parallel side pieces, of the parallel end pieces, the outside cross-pieces, the inside cross-pieces, the center piece, and the tongues B', B³, and
55 C', substantially as described, and for the purpose specified.

2. The combination, with the side pieces, A, of the end pieces, A', cross-pieces A² B B², the center piece, C, the tongues B' B³ C', the saddle-strap D, tug D', and hame tug D², substantially as set forth.

In testimony that I claim the foregoing as my invention I have subscribed my name hereto in the presence of two witnesses.

HENRY F. BANKS.

Witnesses:

L. L. MORRISON,
F. S. REGAN.