

(No Model.)

F. X. CLINE & A. CORNSTADT.

BOOK HOLDER AND COVER.

No. 370,244.

Patented Sept. 20, 1887.

Fig. 1.

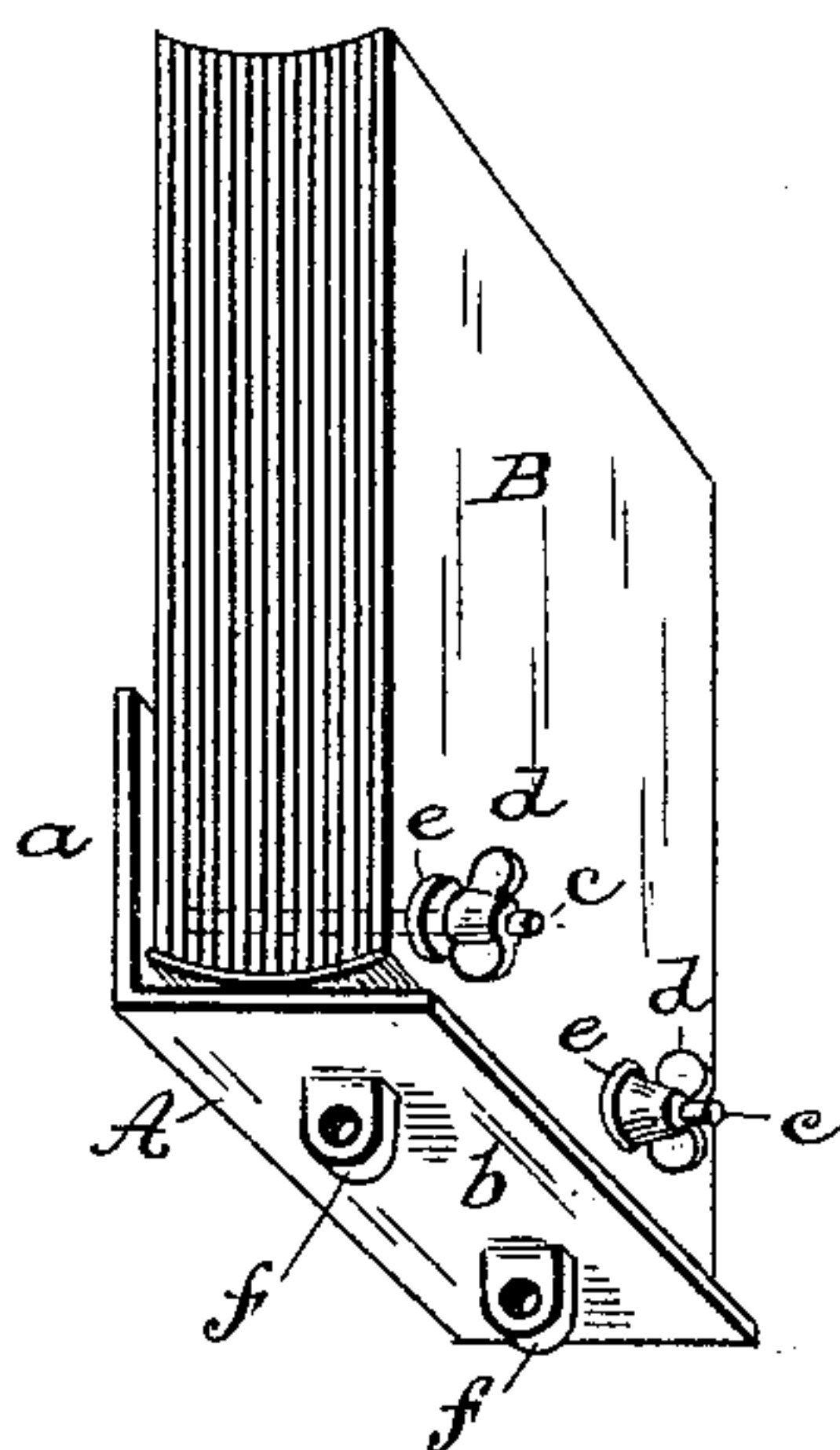


Fig. 2.

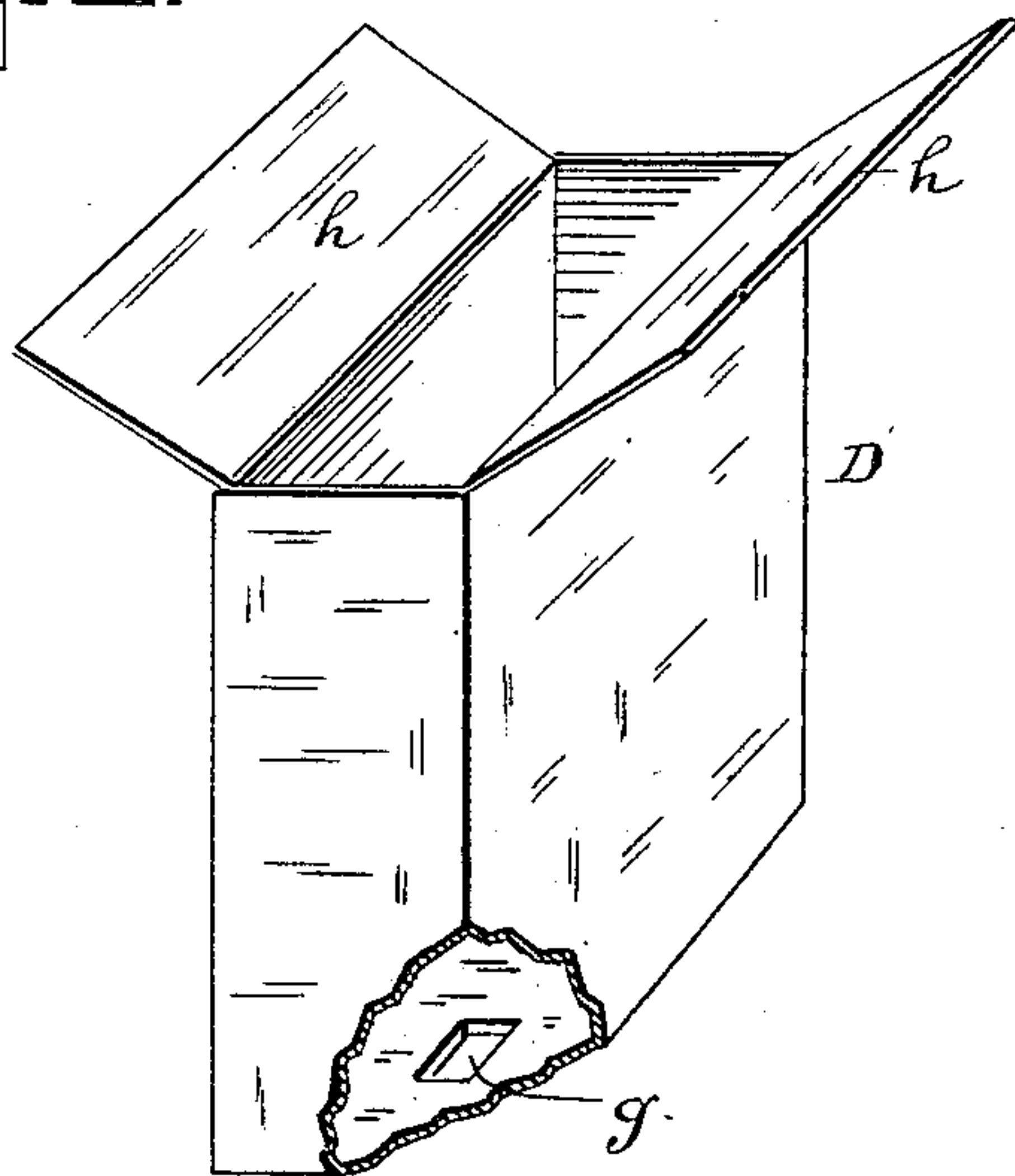


Fig. 4.


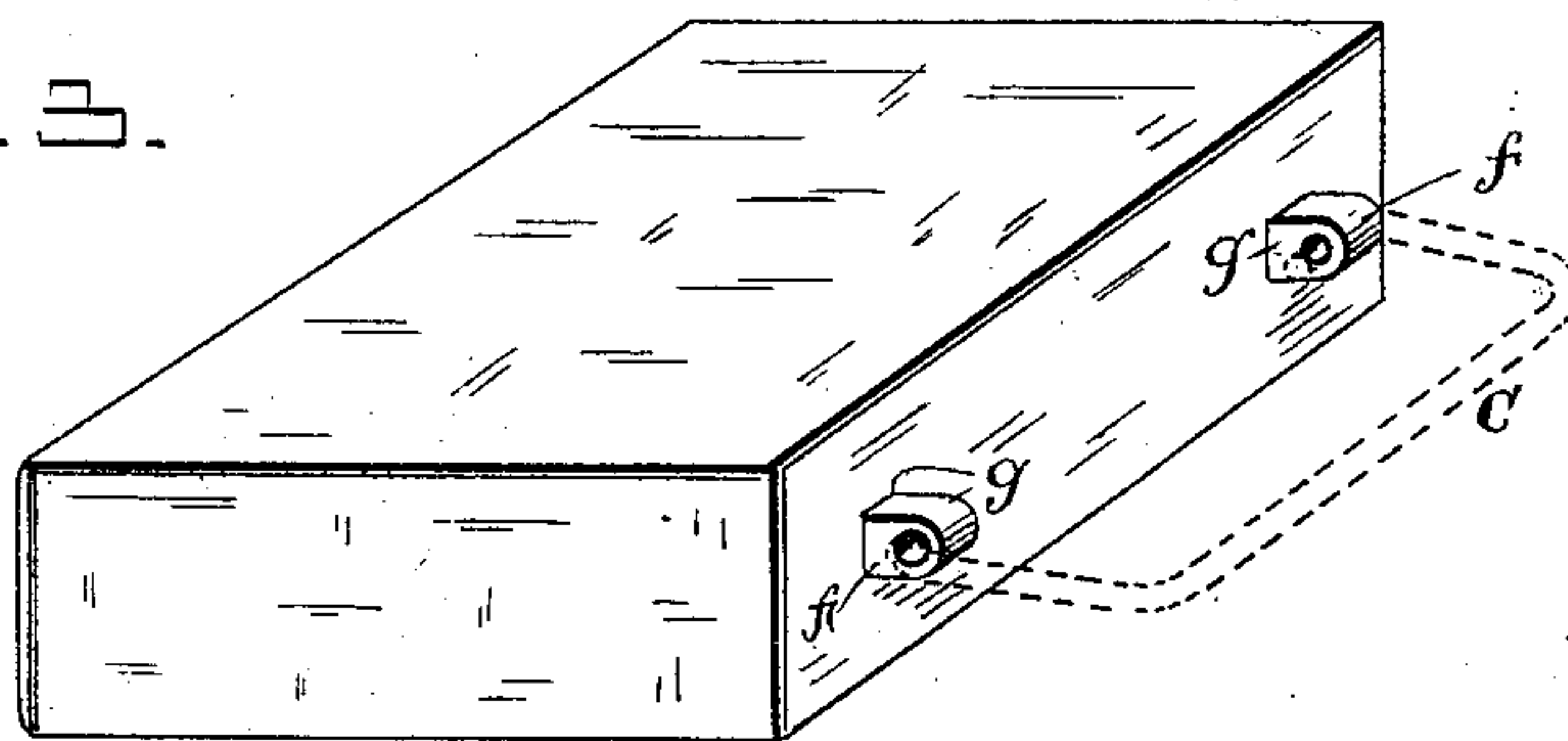


Fig. 3.



WITNESSES:

*O. D. Mott*  
*C. Sedgwick*

INVENTOR:

*F. X. Cline*  
*A. Cornstadt*

BY

*Munn & Co*  
ATTORNEYS.

# UNITED STATES PATENT OFFICE.

FRANK X. CLINE AND ALEXANDER CORNSTADT, OF PORTLAND, OREGON.

## BOOK HOLDER AND COVER.

SPECIFICATION forming part of Letters Patent No. 370,244, dated September 20, 1887.

Application filed December 11, 1886. Serial No. 221,321. (No model.)

*To all whom it may concern:*

Be it known that we, FRANK X. CLINE and ALEXANDER CORNSTADT, both of Portland, in the county of Multnomah and State of Oregon, have invented a new and Improved Book Holder and Cover, of which the following is a specification, reference being had to the annexed drawings, forming a part thereof, in which—

Figure 1 is a perspective view showing a book with my improved book-holder applied thereto. Fig. 2 is a perspective view of the book-cover with parts removed to show the internal construction. Fig. 3 is a perspective view of the book holder and cover complete, and Fig. 4 is a detail side view of the handle.

Similar letters of reference indicate corresponding parts in all the views.

The object of our invention is to provide a cover or case for protecting books, or a number of books or pamphlets, and for carrying them from place to place.

Our invention consists of an L-shaped plate provided with two or more screw-threaded studs for receiving the book, and having apertured ears for receiving the handle by which the book is carried, and in the combination therewith of a casing adapted to receive the book and the L-shaped plate, and provided with apertures through which the ears of the L-shaped plate may project, all as hereinafter more fully described.

The L-shaped plate A is preferably made of sheet metal, the part *a* being adapted to rest against the side of the book, while the part *b* extends along the back of it. Two studs, *c*, project from the part *a* of the L-shaped plate parallel with and a short distance from the part *b*. These studs are provided with wing-nuts *d* and with washers *e*, and the book to be carried by the L-shaped plate is pierced near its back to receive the studs *c*, and is clamped between the washers

*e* and wing-nuts *d* and the part *a* of the L-shaped plate. The part *b* of the plate is provided with apertured ears *f*, for receiving the handle C. (Shown in detail in Fig. 4.)

The cover D consists of a casing or box, of rubber or other suitable material, adapted to receive the book B and the L-shaped plate A, the back of the casing being provided with two apertures, *g*, for receiving the ears *f*. When the book is inserted in the cover D, the ears *f* project through the apertures *g*, and the inwardly-turned ends of the wire handle C (shown in Fig. 4) are inserted in the apertures of the ears, thus holding the book in its place in the case. The cover D is provided with lids *h*, hinged to opposite sides, which fold the one over the other, inclosing the open side of the cover D, and completing the protective covering of the book.

It is obvious that the device above described may be used for filing pamphlets, also for filing letters, bills, and other papers.

Having thus fully described our invention, we claim as new and desire to secure by Letters Patent—

1. The combination of the L-shaped plate A, provided with apertured ears *f*, the screw-threaded studs *c*, provided with wing-nuts *d* and washers *e*, and the handle C, fitted to the ears *f*, substantially as described.

2. The combination of the L-shaped plate A, provided with apertured ears *f*, the screw-threaded studs *c*, having the wing-nuts *d* and washers *e*, the handle C, adapted to the ears *f*, and the cover D, having apertures *g* for receiving the ears *f*, and provided with lids *h*, substantially as described.

FRANK X. CLINE.  
ALEXANDER CORNSTADT.

Witnesses:

FRANK E. HART,  
SIDNEY C. CATCHING.