

(No Model.)

O. S. MATTHEWS.

BAND FOR PAPER, CURRENCY, &c.

No. 369,543.

Patented Sept. 6, 1887.

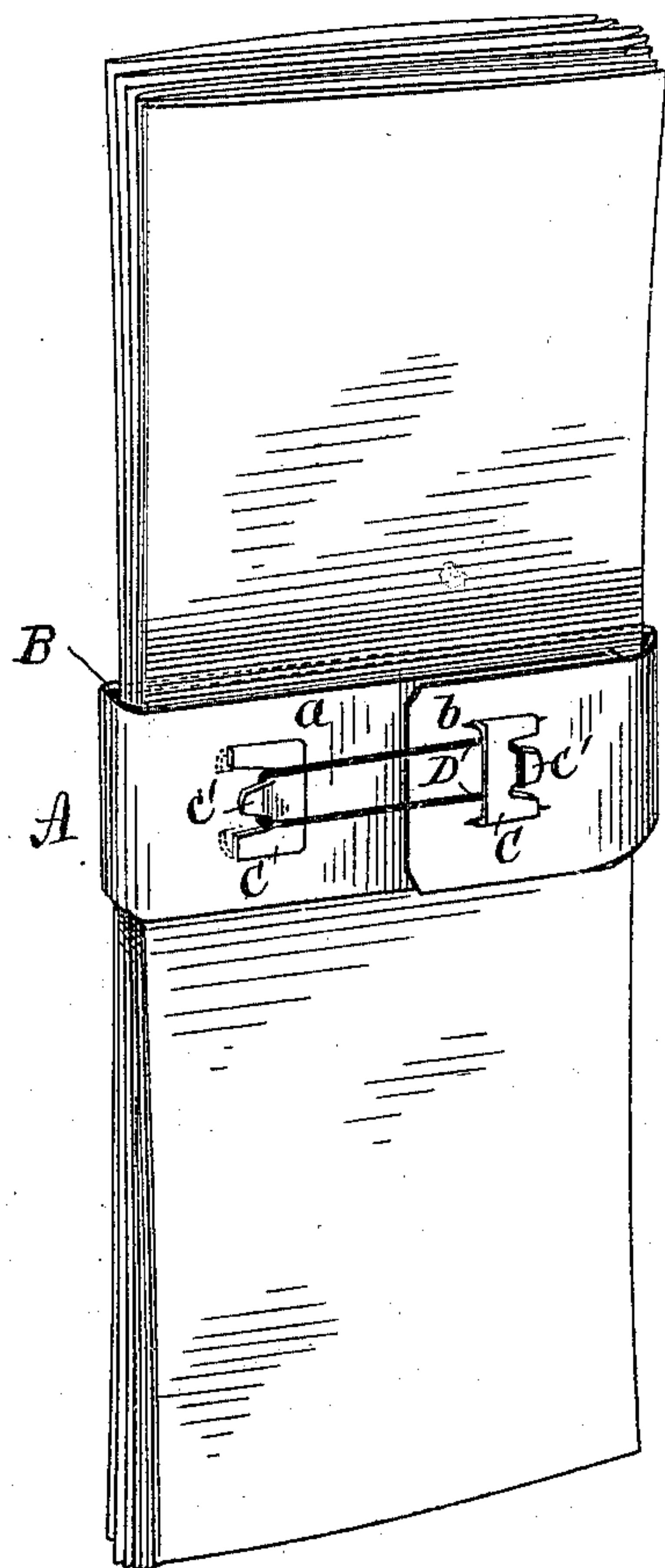


Fig. 1.

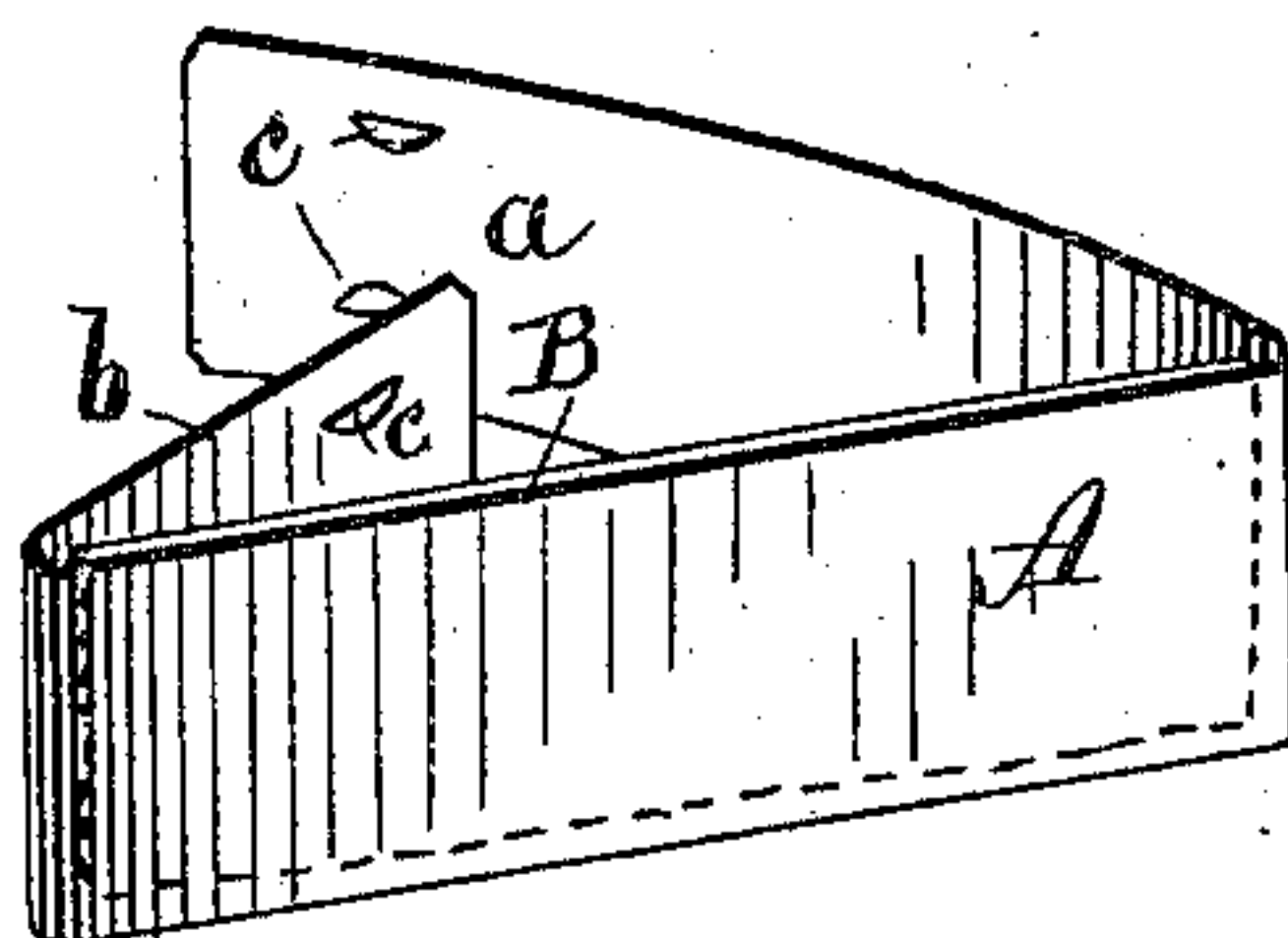
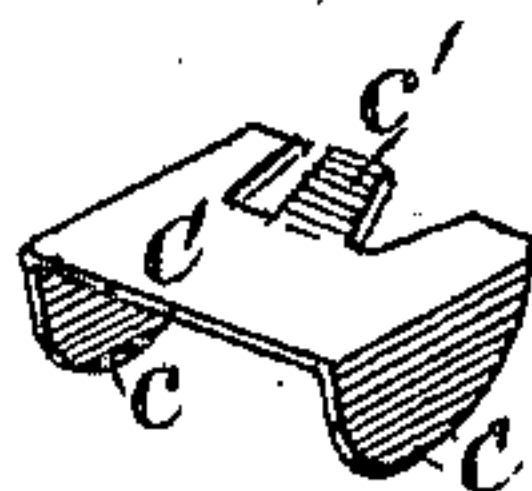


Fig. 2.

WITNESSES:
J. D. Garfield
C. Dodge

Fig. 3.



INVENTOR:
O. S. Matthews
BY *Munn & Co.*
ATTORNEYS.

UNITED STATES PATENT OFFICE.

OSCAR S. MATTHEWS, OF DALLAS, TEXAS.

BAND FOR PAPER, CURRENCY, &c.

SPECIFICATION forming part of Letters Patent No. 369,543, dated September 6, 1887.

Application filed June 8, 1887. Serial No. 240,637. (No model.)

To all whom it may concern:

Be it known that I, OSCAR SEMMES MATTHEWS, of Dallas, in the county of Dallas and State of Texas, have invented a new and Improved Band for Paper, Currency, &c., of which the following is a full, clear, and exact description.

The object of the invention is to provide a band for forming packages of paper money, letters, and papers, and which shall be simple in construction and convenient and effective in use.

The invention consists in the construction and combination of parts, as hereinafter described and claimed.

Reference is to be had to the accompanying drawings, forming a part of this specification, in which similar letters of reference indicate corresponding parts in all the figures.

Figure 1 is a perspective view showing the band applied to a package of papers. Fig. 2 is a perspective view of the band, showing the manner of securing the metallic clips thereon; and Fig. 3 is an enlarged view of one of the metallic clips.

The band A, of paper or like material, is stiffened throughout a portion of its length by means of a strip, B, of pasteboard or like stiff material. The stiffened portion forms a backing, on which the amount of money contained in the package may be written or stamped, or on which any other indorsement or information or directions may be produced.

To the flexible flaps *a b* of the band are secured clips C, each clip consisting of a piece of sheet metal stamped or otherwise formed with clamping ends *c* and a tongue, *c'*, intermediate the clamping ends. The ends *c* serve

to clamp the clips on the band A, while the tongues *c'* form a fastening for the band in connection with an elastic band, D. One end of the elastic band D is held to one of the clips C by being passed thereunder and caused to engage the tongue *c'* of said clip, as shown at the right in Fig. 1. The clip C on the opposite end or flap of the band A has its tongue *c'* bent slightly upward, in order that the free end of the elastic D may be slipped over the same to fasten the band A on the money or papers.

By reason of the elastic D the band A will adjust itself to the size of the package and be held tightly thereon.

Having thus described my invention, what I claim as new, and desire to secure by Letters Patent, is—

1. A band for packages provided with tongues projecting toward each other and an elastic, whereby when the band is in use the tongues will project in opposite directions to receive the elastic, substantially as set forth.

2. The band A and metallic clips C, the latter being formed with the clamping ends *c* and tongue *c'*, in combination with an elastic, D, substantially as shown and described.

3. The band A, stiffener B, and clips C, secured to the band A and formed with tongues *c'*, in combination with elastic D, substantially as shown and described.

4. As a new article of manufacture, a clip, C, having clamping ends *c* and tongue *c'*, substantially as shown and described.

OSCAR S. MATTHEWS.

Witnesses:

EUG. VOGEL,
H. C. SOFFELL.