

(No Model.)

B. D. GEIB.

SNAP HOOK.

No. 369,516.

Patented Sept. 6, 1887.

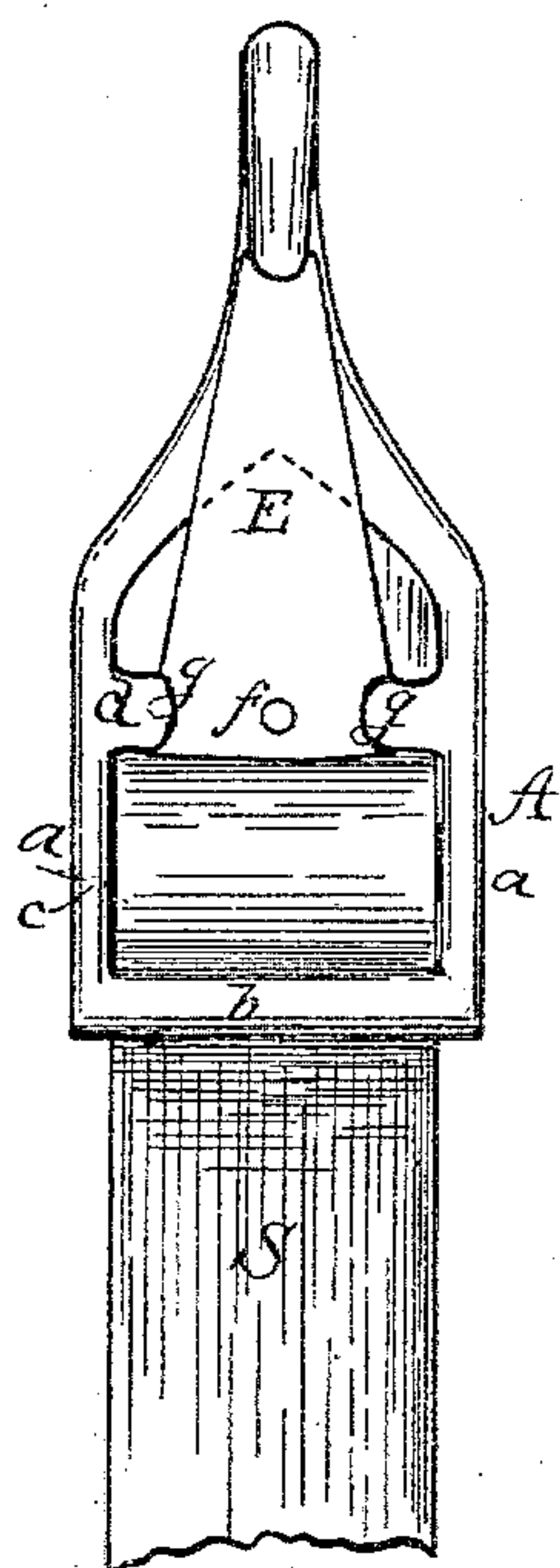


Fig. 1.

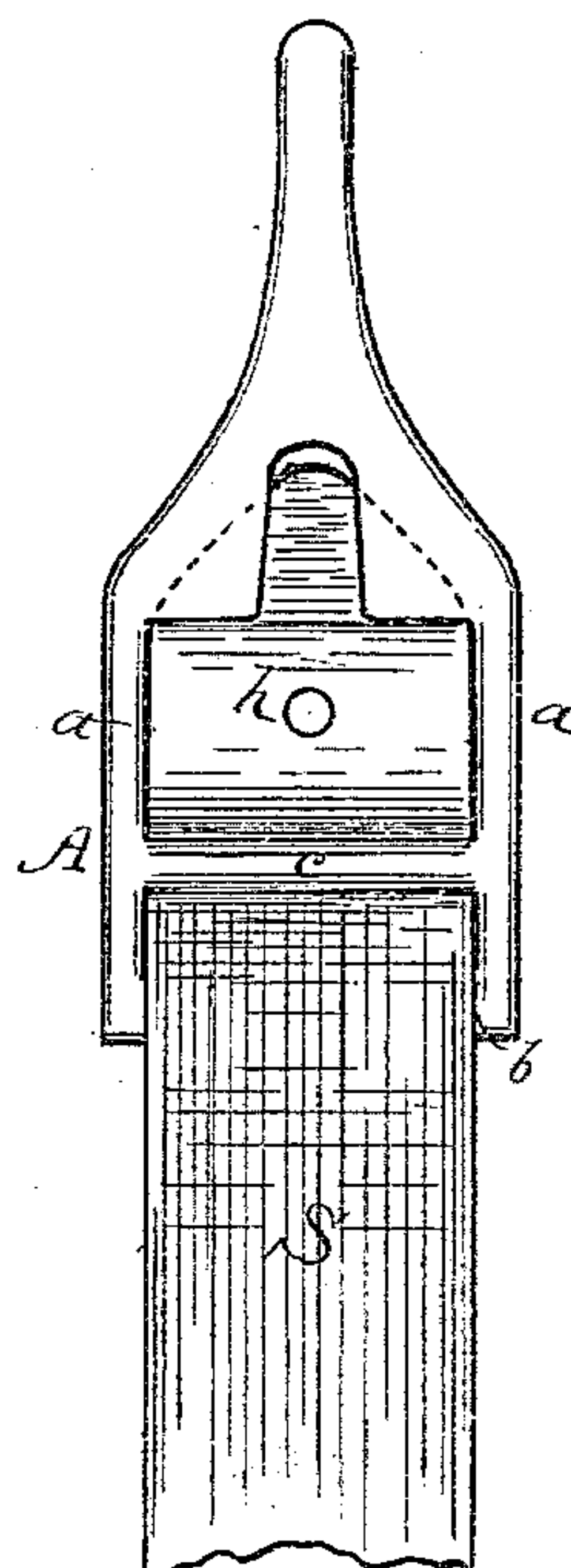


Fig. 2.

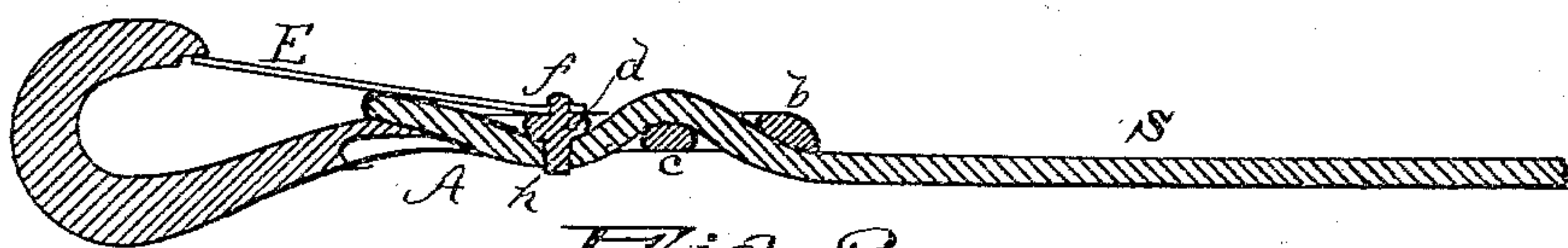


Fig. 3.

Witness,

J. H. Heinrichsen.  
Geo. B. Tibbitts.

Inventor,

Bernard D. Geib,  
per Geo. B. Tibbitts atty.

# UNITED STATES PATENT OFFICE.

BERNHARD D. GEIB, OF CLEVELAND, OHIO.

## SNAP-HOOK.

SPECIFICATION forming part of Letters Patent No. 369,516, dated September 6, 1887.

Application filed January 7, 1887. Serial No. 223,713. (No model.)

*To all whom it may concern:*

Be it known that I, BERNHARD D. GEIB, of Cleveland, in the county of Cuyahoga and State of Ohio, have invented a new and useful Improvement in Means for Attaching Straps to Snap-Hooks, of which the following is a specification.

This invention relates to a means for removably attaching straps to snap-hooks and the like; and it consists of a frame or loops formed on the heel of the hook, through which the strap is inserted, and is secured by a stud on one of the cross-bars of the frame entering a hole in the strap, and a space beneath the rear end of the spring for tucking away the end of the strap, the device being constructed substantially as hereinafter fully described, and pointed out in the claim.

In the accompanying drawings, Figure 1 is a front view of my improved snap-hook and fastening. Fig. 2 is a back or reverse view of the same. Fig. 3 is a longitudinal section of the same.

A is a frame formed on the rear end of the hook, consisting of side bars, *a a*, and three cross-bars, *b c d*. To the cross-bar *d* is attached the spring E of the hook by means of a rivet, *f*, and shoulders *g g*, and beneath the rear end of the spring is left a recess or space for the re-

ception of the end or point of the strap for tucking it away, and thus stowing it in under the spring. On the opposite side of said bar *d* is made a stud or pin, *h*.

S is a strap, the end of which is passed alternately through the spaces between the bars, first under bar *b*, then over bar *c*, then under bar *d*, with the stud or pin inserted in a hole in the strap, and the end of the strap tucked in between the spring and back part of the hook.

By means of this improvement a strap is readily and firmly attached to the hook without stitching, and the end of the strap snugly stowed in under the spring, out of the way.

Having described my invention, I claim—

The improvement in attaching straps to snap-hooks, consisting of the frame A, having side bars, *a a*, united by cross-bars *b c d*, bar *d* having the spring S attached, and provided with stud *h*, the strap passed through between the cross-bars, with the stud inserted in a hole in the strap and the end or point of strap tucked under the spring, substantially as described.

BERNHARD D. GEIB.

Witnesses:

GEO. W. TIBBITTS,  
M. G. NORTON.